

# Industrial & Air Master Model QTS-5

Parts Manual · Record of Change 100

This manual contains important safety information and should be made available to all personnel who operate and/or maintain this product. Carefully read this manual before attempting to operate or perform maintenance on this compressor.

*Fill Out & Return*  
Warranty Registration Card Located Inside



## Quincy Compressor<sup>®</sup>

True Blue Reliability<sup>™</sup>

Manual No. 50316-100

December 2002 Edition

# TABLE OF CONTENTS

Model & Serial Number Identification .....	1
Ordering Replacement Parts .....	1
Quin-Cip Oil .....	2
Crankcase Lubricant Capacity .....	2
Gasket Set .....	2
Recommended Spare Parts .....	2
Crankcase Group .....	3
Crankshaft Group .....	4
Connecting Rod & Piston Groups .....	5-6
Cylinder & Head Groups .....	7-8
Typical Unit Repair Parts List .....	9

## INTRODUCTION

This manual provides information for the Model QTS-5 reciprocating compressor, per Record of Change 100.

The Model QTS-5 is an aircooled, single stage, four cylinder, splash lubricated compressor, with up to 125 PSIG continuous pressure capability. It has a 2.75" bore and a 2" stroke. This compressor can be run at 600-1030 RPM.

## CHANGES

*Since last printing dated July 2002:*

Clarified quantities of maintenance parts to order (ring sets and valv repair kits).

## MODEL & SERIAL NUMBER IDENTIFICATION

MODEL	
SERIAL NO.	
<b>Quincy Compressor Division</b>	
110831	

### Model & Serial Number Identification Tag

The model & unit serial number identification tag is located on the air tank top plate.

MODEL	QTS-5
SER NO.	
Quincy Compressor	113157-5

The basic compressor serial number tag is located on the bearing carrier of the basic compressor (opposite the flywheel side). *Fill in the numbers from your compressor unit and basic compressor in the corresponding spaces provided here, and reference this page when ordering replacement parts.*

All replacement parts are to be ordered through an authorized Quincy distributor. Insist on genuine Quincy Compressor parts only! Failure to do so may void warranty.

## ORDERING REPLACEMENT PARTS

Prompt service can be rendered on repair parts orders if the following information is given:

- Item 1)** the model number, record of change number, & serial number.
- Item 2)** the exact part number needed. (Do not order by item numbers.)
- Item 3)** the exact quantity needed.
- Item 4)** the preferred type of transportation.

# QUIN-CIP® OIL

Refer to the chart below to order QUIN-CIP compressor oil from your local authorized Quincy distributor.

Package	Part No.	Description
Barrel	112541D032	55 gal., SAE 10W
Pail	112541P032	5 gal., SAE 10W
Gallon	112541G032	1 gal., SAE 10W
Gallon Case	112541X032	(4)-1 gal., SAE 10W
Quart	112541Q032	1 qt., SAE 10W
Quart Case	112541C032	(12)-1 qt., SAE 10W
Barrel	112542D068	55 gal., SAE 20
Pail	112542P068	5 gal., SAE 20
Gallon	112542G068	1 gal., SAE 20
Gallon Case	112542X068	(4)-1 gal., SAE 20
Quart	112542Q068	1 qt., SAE 20
Quart Case	112542C068	(12)-1 qt., SAE 20
Barrel	112543D100	55 gal., SAE 30
Pail	112543P100	5 gal., SAE 30
Gallon	112543G100	1 gal., SAE 30
Gallon Case	112543X100	(4)-1 gal., SAE 30
Quart	112543Q100	1 qt., SAE 30
Quart Case	112543C100	(12)-1 qt., SAE 30

Gasket Set 114097-003		
Qty.	Part Number	Description
2	112591	cylinder gasket
1	114918	bearing carrier gasket
2	114201	head gasket
2	112793	cylinder to valve plate gasket
1	115058-001	crankshaft seal
1	123157-112	dipstick "o"ring

Recommended Spare Parts		
Qty.	Part Number	Description
2	112845-06	air filter element
2	113047-001	valve repair kit
1	113048-002	gasket set

## CRANKCASE LUBRICANT CAPACITY

Model	Capacity
QTS-5	39 oz. (1150 ml)

**CAUTION !**

Refer to the QTS Industrial & Air Master Series instruction manual for vital lubrication information.

**CAUTION !**

Follow all safety precautions outlined in the QTS Industrial & Air Master Series instruction manual.

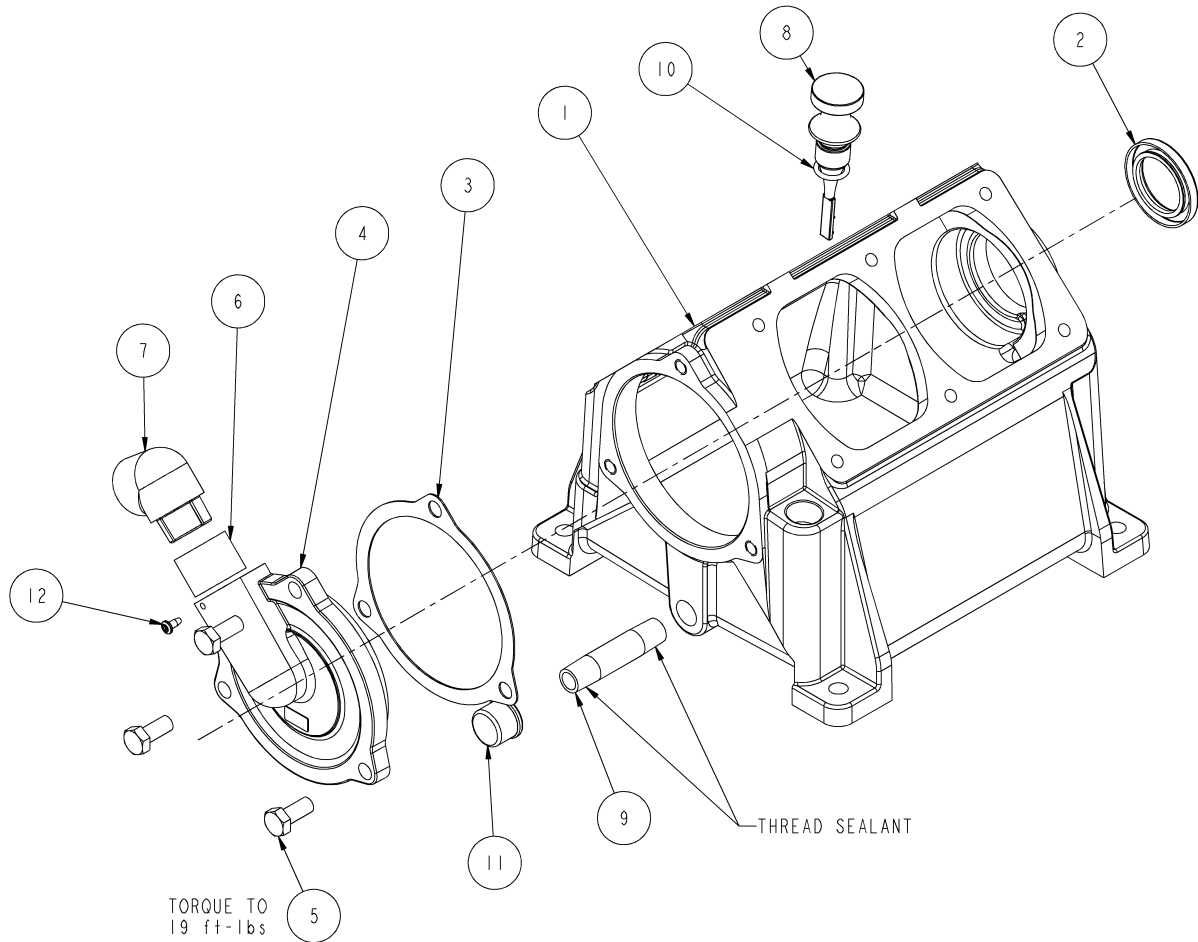
**WARNING !**

Do not operate this compressor without a totally enclosed belt guard or any other required safety equipment.

**DANGER !**

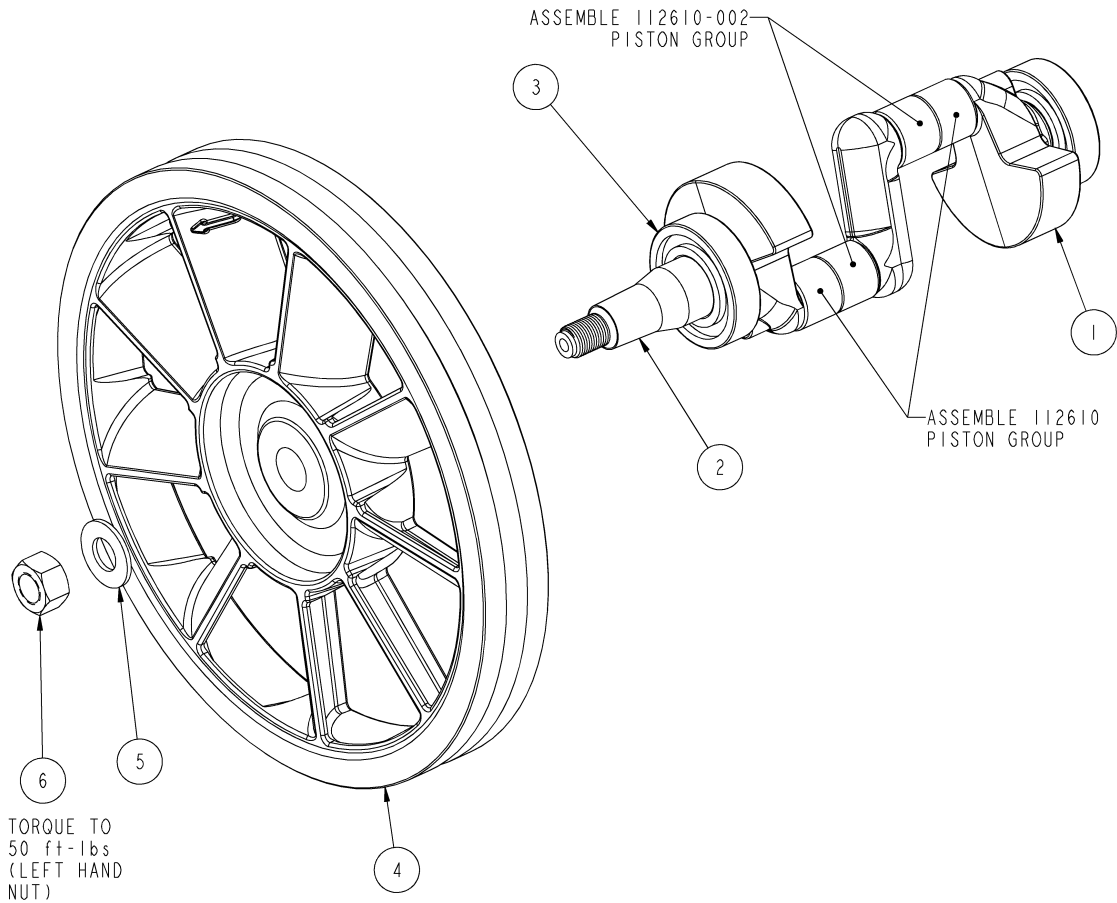
Air used for breathing or food processing must meet OSHA 1910.134 or FDA 21 CFR 178.3570 regulations. Failure to do so may cause severe injury or death.

# 114940 CRANKCASE GROUP



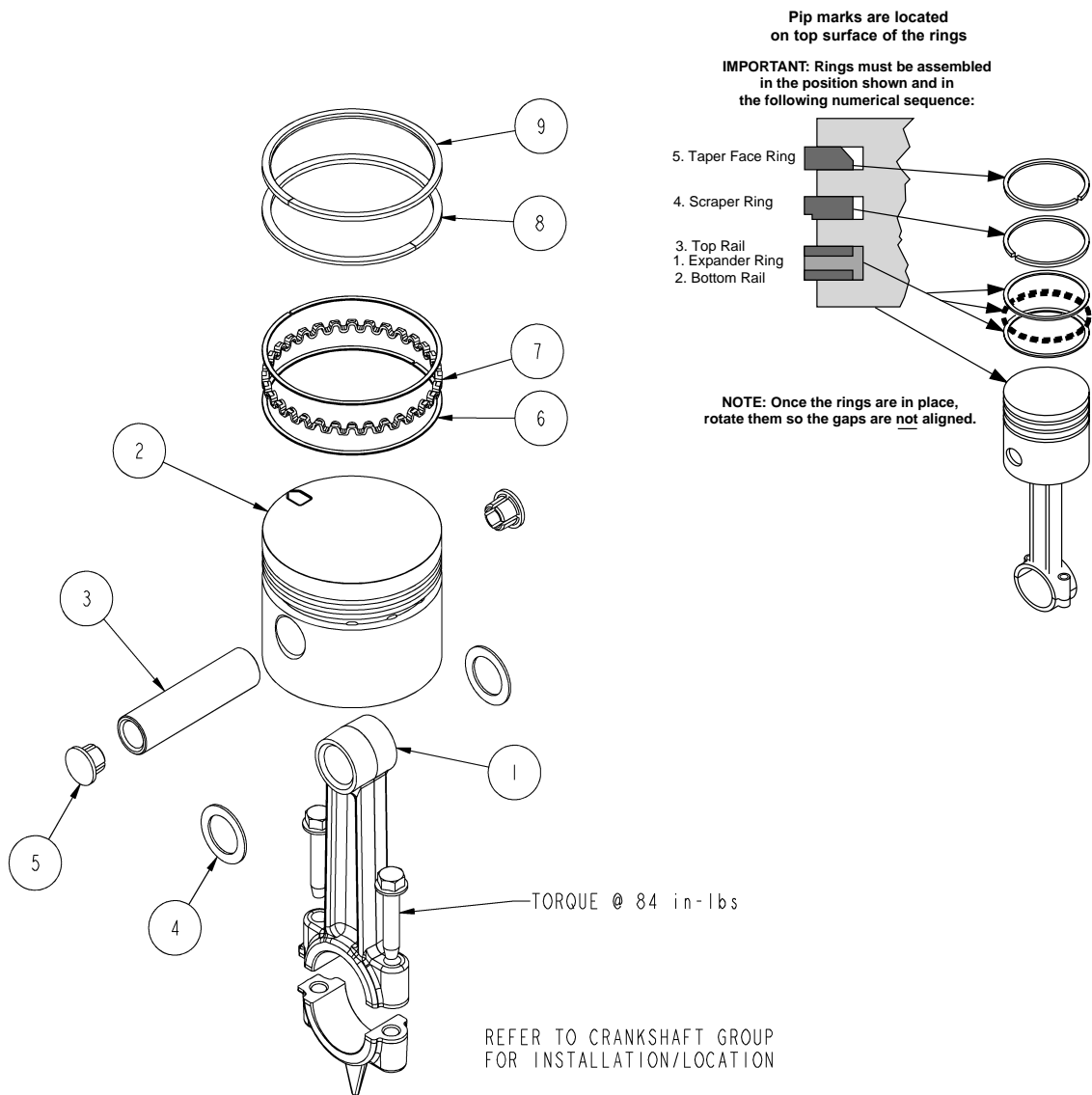
CRANKCASE ASSEMBLY 114940 BILL OF MATERIALS			
ITEM	PART NUMBER	QTY	DESCRIPTION
1	114871	1	CRANKCASE
2	115058-001	1	VITON OIL SEAL
3	114918	1	GASKET
4	114872	1	BEARING CARRIER
5	115037-K10	3	HEX, SCREW GRADE 5
6	110095-002	1	FILTER
7	111349	1	BREATHER ELBOW
8	110070-9	1	DIPSTICK
9	125933-013	1	PIPE NIPPLE, 1/4 NPT X 2.38
10	123157-112	1	O-RING
11	4693	1	PIPE CAP
12	112598	1	FLATHEAD SCREW GR 8

# 114941 CRANKSHAFT GROUP



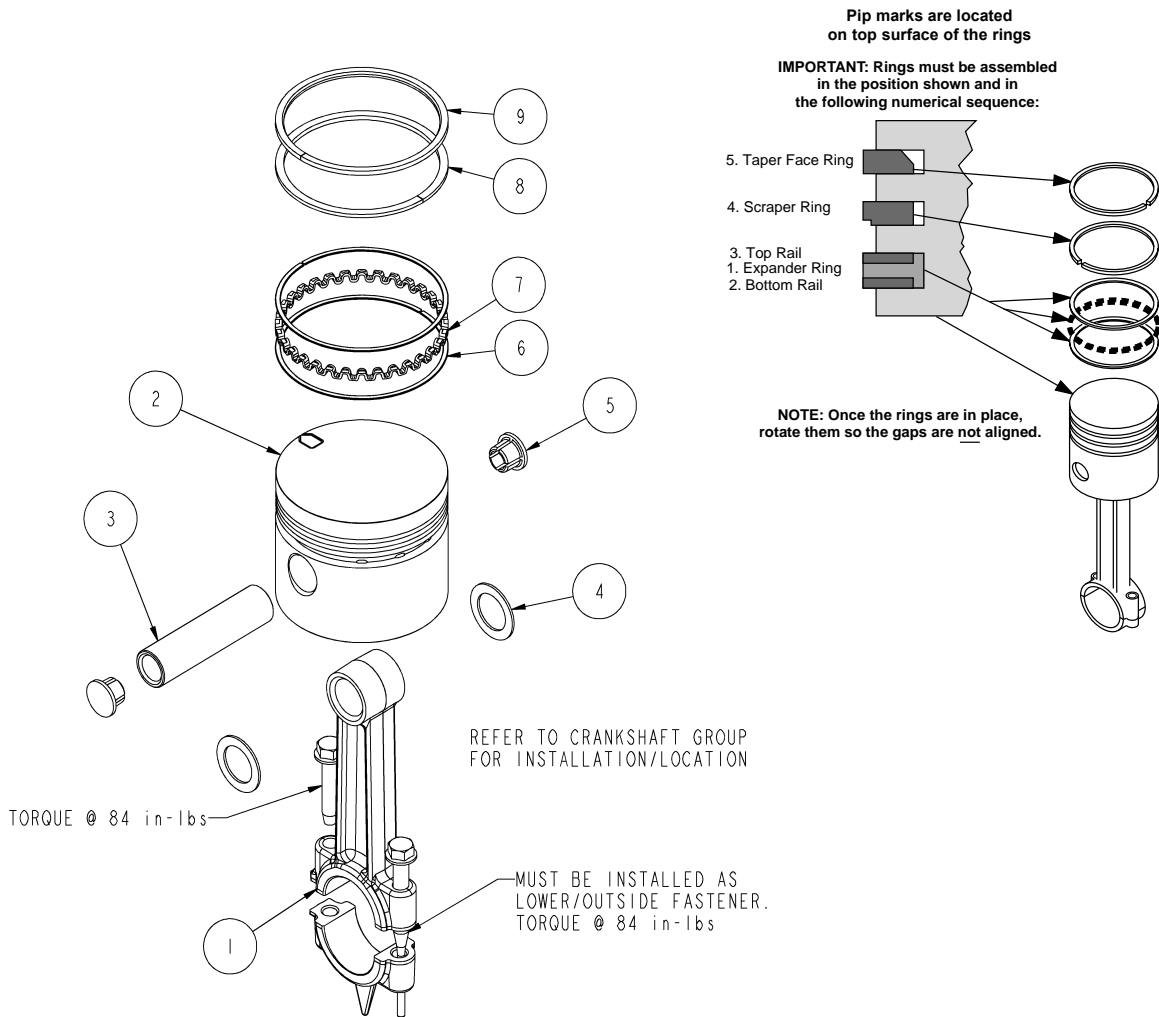
CRANKSHAFT GROUP 114941 BILL OF MATERIALS			
ITEM	PART NUMBER	QTY	DESCRIPTION
1	114873X	1	CRANKSHAFT ASSEMBLY
2	114873	1	CRANKSHAFT
3	111107	2	BALL BEARING
4	114211	1	SHEAVE, 11.8PD, CCW, 1 GRV, A-SECTION BELT
5	110428N062	1	FLAT WASHER
6	112607	1	HEX. NUT

# CONNECTING ROD & PISTON GROUP 112610



PISTON/CONROD AY 112610 BILL OF MATERIALS			
ITEM	PART NUMBER	QTY	DESCRIPTION
1	112583	1	AY, CON/ROD
2	112582	1	PISTON
3	110190-025	1	PISTON PIN
4	112597	2	NYLON WASHER
5	111105-002	2	PISTON PIN PLUG
6	112650	2	OIL RING RAIL
7	112651	1	OIL RING SPACER
8	112601	1	PISTON RING SCRAPER
9	112600	1	PISTON RING
MAINTENANCE PARTS (ORDER QTY PER PISTON)			
	113046	1	REPLACEMENT RING SET (INCLUDES ITEMS 6, 7, 8 & 9)
	112583K	1	REPLACEMENT CON/ROD (ITEM 1)

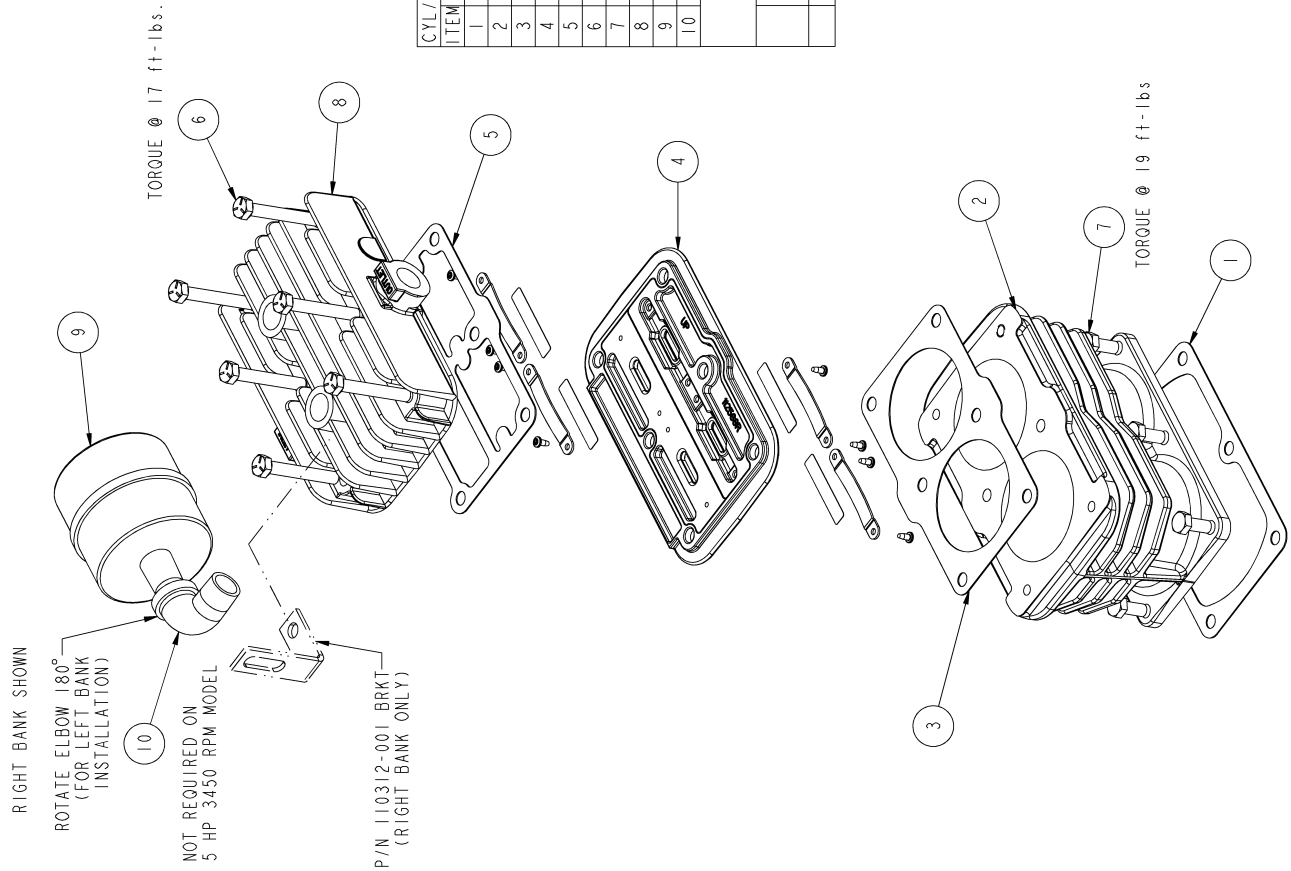
# CONNECTING ROD & PISTON GROUP 112610-002



PISTON/CONROD AY 112610-002 BILL OF MATERIALS			
ITEM	PART NUMBER	QTY	DESCRIPTION
1	112583-001	1	AY, CON/ROD
2	112582	1	PISTON
3	110190-025	1	PISTON PIN
4	112597	2	NYLON WASHER
5	111105-002	2	PISTON PIN PLUG
6	112650	2	OIL RING RAIL
7	112651	1	OIL RING SPACER
8	112601	1	PISTON RING SCRAPER
9	112600	1	PISTON RING
<b>MAINTENANCE PARTS</b> (ORDER QTY PER PISTON)			
	113046	1	REPLACEMENT RING SET (INCLUDES ITEMS 6, 7, 8 & 9)
	112583K001	1	REPLACEMENT CON/ROD (TEM 1)

# CYLINDER & HEAD GROUP 112640-009

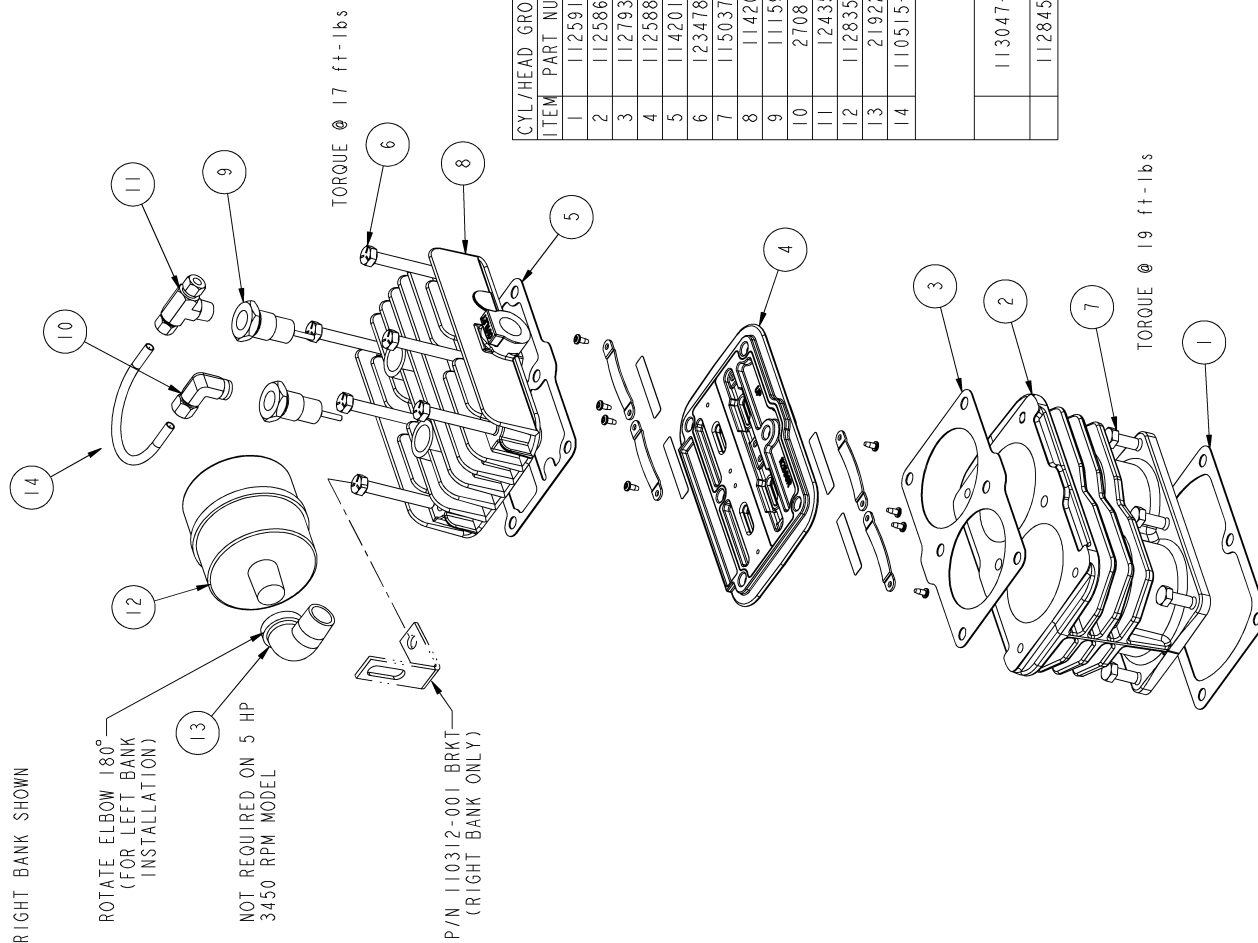
(less head unloaders)



CYL/HEAD GROUP, QTS-5, PLAIN 112640-009 BILL OF MATERIALS			
ITEM	PART NUMBER	QTY	DESCRIPTION
1	112591	1	GASKET
2	112586	1	CYLINDER-AIRCooled
3	112793	1	GASKET, CYL/VALVE PLATE
4	112588X	1	VALVE PLATE ASSEMBLY
5	114201	1	HEAD GASKET
6	123478-K18	6	HEX SCREW, 5/16-18 UNC X 2.25, GRADE 5
7	115037-K10	6	HEX, SCREW GRADE 5
8	114200R	1	HEAD
9	112835A009	1	AIR FILTER
10	21922	1	PIPE ELBOW, 1/2 NPT X 1/2 NPT, 90
MAINTENANCE PARTS (ORDER QTY PER BANK)			
	113047-001	1	VALVE REPAIR KIT (INCLUDES ITEM 3, 4 & 5)
	112845-06	1	AIR FILTER ELEMENT

# CYLINDER & HEAD GROUP 112640-010

(with head unloaders)



ITEM	PART NUMBER	QTY	DESCRIPTION
1	112591	1	GASKET
2	112586	1	CYLINDER, AIRCOOLED
3	112793	1	GASKET, CYL/VALVE PLATE
4	112588X	1	VALVE PLATE ASSEMBLY
5	114201	1	HEAD GASKET
6	123478-K18	6	HEX SCREW, 5/16-18 UNC X 2.25, GRADE 5
7	115037-K10	6	HEX SCREW GRADE 5
8	114200-001	1	HEAD
9	111590X2	2	INTAKE UNLOADER
10	2708	1	TUBE FITTING, 90 DEGREES MALE ELBOW
11	124351-004	1	MALE BRANCH TEE 1/4T X 1/4P
12	112835A009	1	AIR FILTER
13	21922	1	PIPE ELBOW, 1/2 NPT X 1/2 NPT, 90
14	110515-025	1	.250 DIA. COPPER TUBE
MAINTENANCE PARTS (ORDER QTY PER BANK)			
	113047-001	1	VALVE REPAIR KIT (INCLUDES ITEM 3, 4 & 5)
	112845-06	1	AIR FILTER ELEMENT

# TYPICAL UNIT REPAIR PARTS LIST

The parts listed here are for *standard* QTS-5 (up to 125 PSIG) units and may or may not be applicable to custom built units. Check with your local authorized Quincy distributor for parts that can be used for custom built units. Make sure the components you order are rated within the safe operating limits of your system. If you are doubtful about which components to order, contact you local Quincy distributor.

(QTS-5 simplex - 60 gal. vertical tank)

Qty	Part Number	Description		
1	114965-200	tank (200 PSIG max. working pressure)		
1	2713	tank drain valve		
1	111136-050	ball valve		
1	110514-200	pressure gauge		
1	110512-020	pressure switch with release valve (90-125 PSIG)		
1	111089-140	pressure relief valve (140 PSIG)		
1	110513-165	pressure relief valve (165 PSIG)		
3 ft.	110515-050	! discharge tube (1/2" copper tube to be formed by customer)		
2	110948-050	tube fitting (nut with sleeve)		
1	110921-275	check valve		
1	3145	tube fitting, elbow		
1	124351-008	tube fitting, tee		
1	111023-007	belt guard assembly		
	<b>230v, 1Ø</b>	<b>230v, 1Ø</b>	<b>230/460v, 3Ø</b>	
	<b>3600 RPM</b>	<b>1800 RPM</b>	<b>1800 RPM</b>	
1	127466I009	127466I005	124517-005	5 h.p. motor
1	5188-78	115033	115033	motor pulley
1		8924	8924	motor pulley bushing
1	110259A053	110258A056	110258A056	belt

! Pre-formed discharge tubes are available. Contact factory with model, serial number & tank size information.

Quincy Service is always near. There are authorized Quincy Distributors located throughout the United States & Canada that stock genuine Quincy parts & accessories for a wide range of Quincy products.

Quincy Service specialists are factory trained and will help keep you in business. Call for Authorized Quincy Service.



# Quincy Compressor<sup>®</sup>

True Blue Reliability<sup>™</sup>



**Reciprocating / Systems:** 217.222.7700  
**Air Master** 217.277.0270  
**E-mail:** [trueblue.quincy@goodrich.com](mailto:trueblue.quincy@goodrich.com)  
**Discover:** [www.quincycompressor.com](http://www.quincycompressor.com)  
[www.quincyairmaster.com](http://www.quincyairmaster.com)

**Rotary / Vacuum / Systems:** 334.937.5900  
**Nearest Distributor:** 888.424.7729

© 2002 Quincy Compressor  
All Rights Reserved. Litho in U.S.A.