

Quincy Model QSB/T 15 HP - 50 HP

Parts Manual · Air-cooled "P & Q" Version
Water-cooled "P & Q" Version

This manual contains important safety information and should be made available to all personnel who operate and/or maintain this product. Carefully read this manual before attempting to operate or perform maintenance on this compressor.



Quincy Compressor[®]

True Blue Reliability[™]

Manual No. 65007-PQA

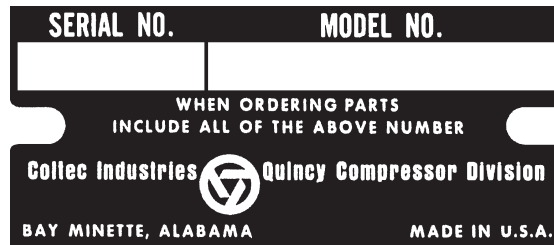
May 1998 Edition

ALPHABETICAL INDEX

Airend Group (<i>revised</i>)	4-5
Air Filter Group	88-91
Air Piping Groups:	
Air-cooled	67-69
Water-cooled	70-71
Base Group	42-45
Cabinet Groups:	
Air-cooled	92-97
Air-cooled (low sound)	98-103
Water-cooled	104-109
Water-cooled (low sound)	110-115
Control Piping Groups (<i>revised</i>)	24-41
Control Schematics (<i>revised</i>)	132-136
Cooler Groups (<i>revised</i>)	78-83
Decal Groups: (<i>revised</i>)	
Air-cooled	116-123
Water-cooled	124-131
Discharge Piping Group	64
Drive Groups (<i>revised</i>)	46-57
Electrical Groups:	
Electrical Control Diagrams (<i>revised</i>)	137-142
Starting Groups: (<i>revised</i>)	
Across the Line	8-11
Wye-Delta	12-15
Electronic Control (across the line)	16-19
Electronic Control (wye-delta)	20-23
Fluid Piping Group	84-87
Fluid Specifications	3
Inlet Valve Group	65-66
Maintenance Kits	143-145
Receiver Groups:	
Air-cooled	72-75
Water-cooled	76-77
Recommended Spare Parts (<i>revised</i>)	143
Reservoir Groups: (<i>revised</i>)	
Standard	58-61
ASME	62-63
Separator Indicator Group	7
Serial Number Identification	2
Shaft Seal Kit	6

SERIAL NUMBER IDENTIFICATION

The serial number tag is located on the top flange of the unit frame just left of the control panel and in the upper right corner of the electrical control panel.



ORDERING REPLACEMENT PARTS

Prompt service can be rendered on replacement part orders if the following information is given.

1. The serial number must be given when ordering replacement parts.
2. State the exact part number needed. **Do not order by index numbers**, as index numbers are repeated throughout this manual and if used for ordering parts will necessitate time consuming correspondence.
3. State the exact quantity needed.
4. State the preferred type of transportation.

All replacement parts are to be ordered through an authorized distributor. Insist on Genuine Quincy Parts only! Failure to do so may void your warranty.

WARNING

Guards must be fastened in place before starting the machine and never removed before disconnecting and locking out the main power supply.

DANGER

Air in the piping from this equipment will cause severe injury or death if used for breathing air or food processing (If non-food grade fluid is used). Air used for these processes must meet OSHA 29CFR1910.134 or FDA 21CFR178.3570 standards.

FLUID SPECIFICATIONS

- **Recommendations**

We recommend that all Quincy Rotary Screw Compressors be filled with fluids that meet one of the following specifications:

Synthetic Fluids
QUINSYN
QUINSYN IV
QUINSYN-F (Food Grade)

Synthetic fluids other than QUINSYN may not be compatible with components used in a Quincy compressor. If it is deemed necessary to convert any unit to a synthetic other than QUINSYN, please contact an authorized Quincy Compressor distributor. To locate your nearest distributor, contact Sales & Marketing in Quincy, Illinois:
Phone 217-222-7700, FAX 217-222-4138 or visit our website: <http://www.quincycompressor.com>.

The following information will be required by the distributor:

MODEL QSB/T: *(circle configuration)* A/C W/C 15HP 20HP 25HP 30HP 40HP 50HP

SERIAL NO. _____

FLUID ORIGINALLY USED _____

FLUID NOW USED (IF CHANGED) _____

FLUID TO BE USED _____

- **Additional Information**

Additional information can be found in the QSB/T Instruction Manual.

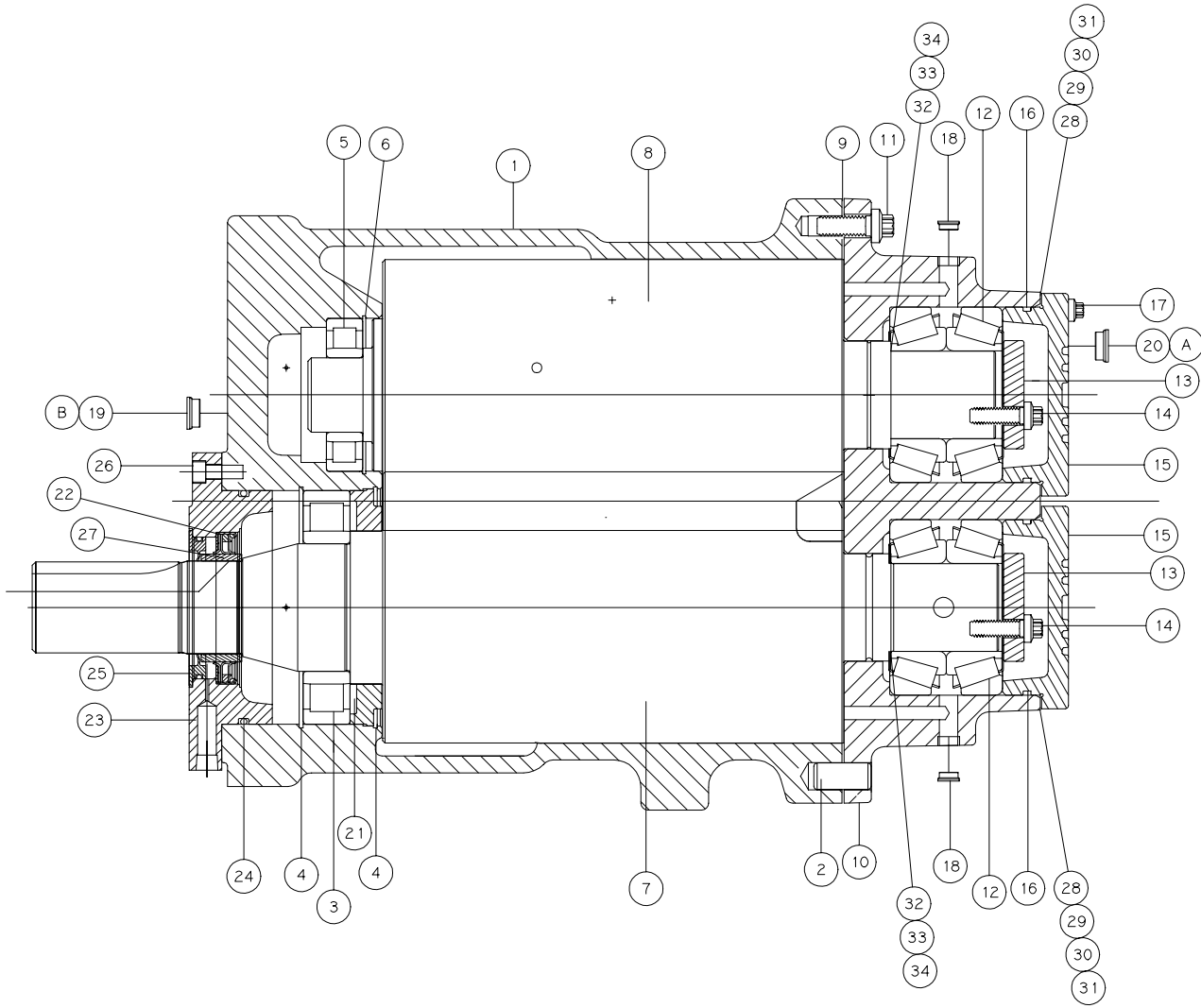
- **Fluid Analysis Kit**

Quincy Compressor now offers free fluid analysis to provide early detection of excessive parts wear, fluid breakdown, or a contaminated fluid system. Order the Fluid Analysis Kit (part no. 128515) from your local authorized Quincy Compressor distributor.

- **Fluid Requirements**

QSB/T AIR-COOLED		QSB/T WATER-COOLED	
15HP	3.25 gallons	15HP	3.75 gallons
20HP	3.25 gallons	20HP	3.75 gallons
25HP	3.75 gallons	25HP	3.75 gallons
30HP	3.25 gallons	30HP	4.25 gallons
40HP	5.00 gallons	40HP	4.00 gallons
50HP	3.75 gallons	50HP	4.50 gallons

AIREND GROUP
142296-001



NOTES-UNLESS OTHERWISE SPECIFIED:
1) ITEMS 35 THRU 40 ARE NOT SHOWN

ITEM NUMBER	QTY.	PART NUMBER	DESCRIPTION
1	*		HOUSING- ROTOR
2	2	124145-004	PIN-DOWEL
3	*		BEARING-ROTOR
4	2	129964-003	RING-RETAINER, BEARING
5	*		BEARING-ROTOR, SUCTION END
6	2	125688	RETAINER-BEARING
7	1	129611	RING-RETAINER, BEARING
8	*		ROTOR-FEMALE
9	1	125577-001	GASKET-DISCHARGE PLATE
10	1	129889	PLATE-DISCHARGE
11	9	90386-L14	SCREW-COUNTERBORE, 3/8-16 UNC X 1.25, GRADE 8 (@ 45 FT-LBS, BACK OFF TO 25 FT-LBS)
12	*		BEARING-ROTOR, DISCHARGE END
13	2	125572	RETAINER-BEARING
14	6	123478-K12	SCREW-CAP, 5/16-18 UNC X 1.00, GRADE 5 (@ 13 FT-LBS)
15	2	125567	CAP-END, DISCHARGE
16	2	22749-151	O-RING, VITON
17	8	123478-J12	SCREW-CAP, 1/4-20 UNC X 1.00, GRADE 5 (@ 6 FT-LBS)
18	2	121160	PLUG-PIPE, 1/8 NPT
19	1	128883-050	PLUG-PIPE, 1/2-20, SAE O-RING
20	10	128883-038	PLUG-PIPE, 3/8-24, SAE O-RING
21	1	142319	SEAL-AIR
22	1	129612	SEAL-SHAFT
23	1	142658	ADAPTER-SEAL
24	1	22749-242	O-RING, VITON
25	1	129613	SEAL-DYNA LIP
26	3	90386-K12	SCREW-COUNTERBORE, 5/16-18 UNC X 1.00, GRADE 8 (@ 13 FT-LBS)
27	1	129610	SEAL-WEAR RING
28	**	125576-002	SHIM-BEARING (0.002)
29	**	125576-005	SHIM-BEARING (0.005)
30	**	125576-010	SHIM-BEARING (0.010)
31	**	125576-030	SHIM-BEARING (0.030)
32	**	125575-002	SHIM-BEARING (0.002)
33	**	125575-005	SHIM-BEARING (0.005)
34	**	125575-010	SHIM-BEARING (0.010)
35	2	124349-004	FITTING-ELBOW, 90° MALE, 1/4 TUBE X 1/8 NPT
36	2.0 FT	124435-003	TUBING-NYLON, 1/4 O.D.
37	1	122056	VALVE-CHECK
38	1	122636	ELBOW-PIPE, 1/4 NPT, BRASS
39	1	121032-4	NIPPLE-PIPE, 1/4 NPT X 1.50, BRASS
40	1	122212	ELBOW-PIPE, 1/8 NPT X 1/4, BRASS

COMPONENT MAINTENANCE PARTS

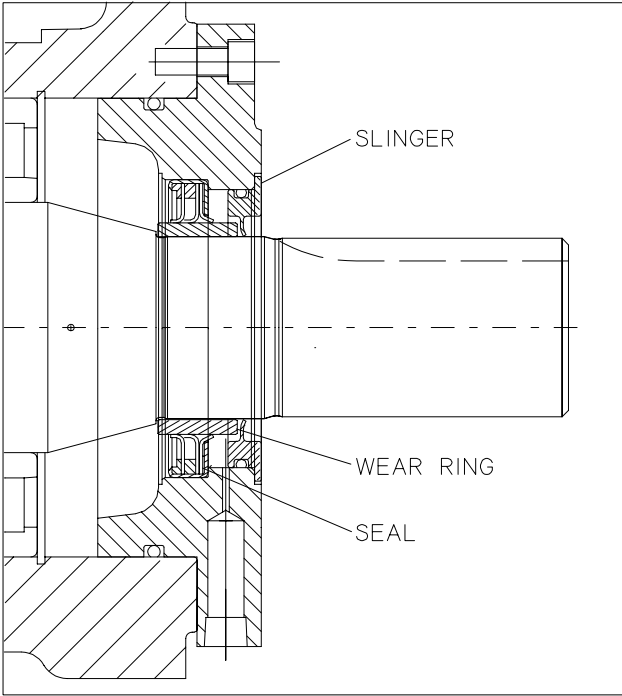
A	10	140406-903	O-RING, VITON
B	1	140406-905	O-RING, VITON

* Items not sold separately, must be ordered as a complete airend.

** Quantity as required.

@ indicates torque value in foot pounds. (lubricated threads)

**SHAFT SEAL KIT
140209**

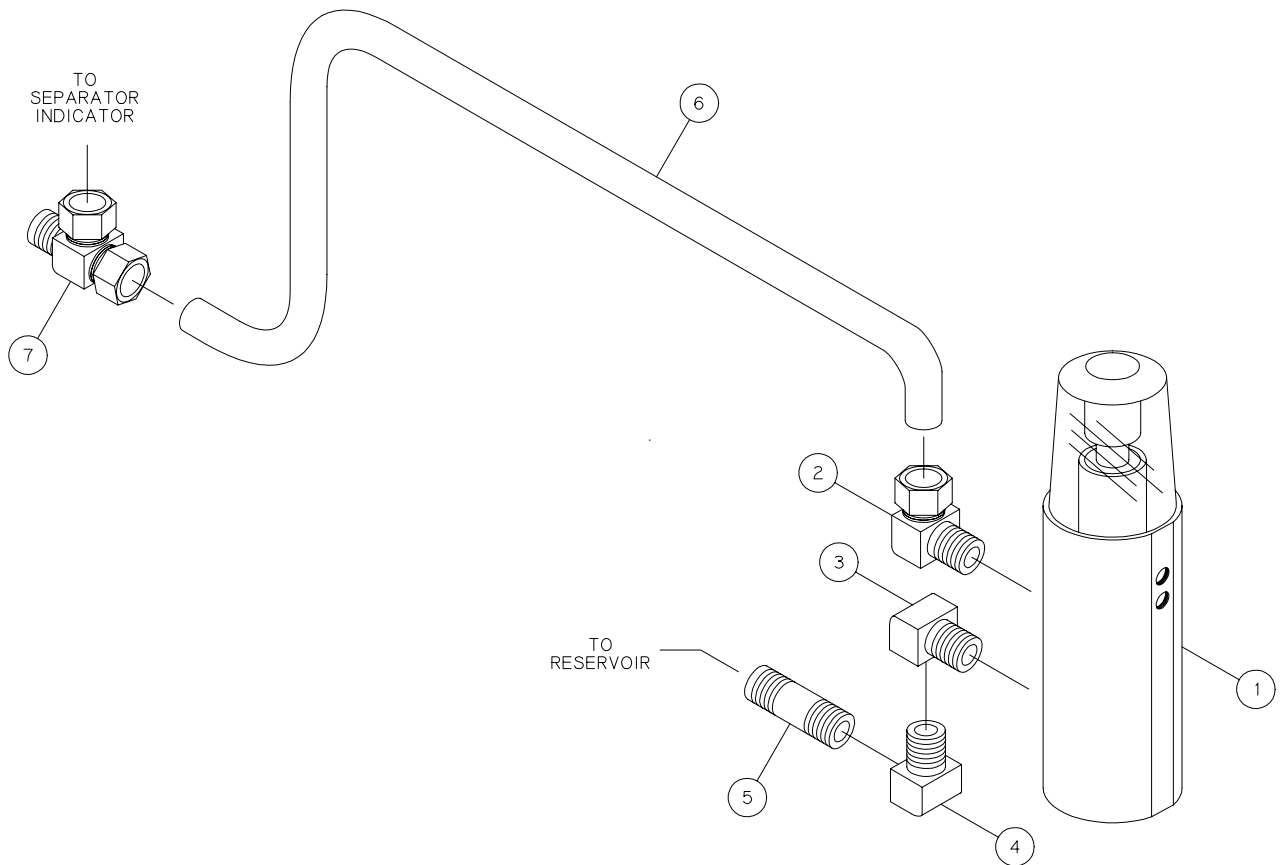


QTY.	PART NUMBER	DESCRIPTION
1	140209	KIT-SHAFT SEAL (<i>includes the following items</i>)
1	129613	SLINGER
1		SEAL-SHAFT
1		RING-WEAR

***NOTICE** Reference QSB/T Instruction Manual to install compressor shaft seal. Tool Kit 140284 for QSB/T shaft seal and wear ring installation can be purchased from QUINCY Compressor.

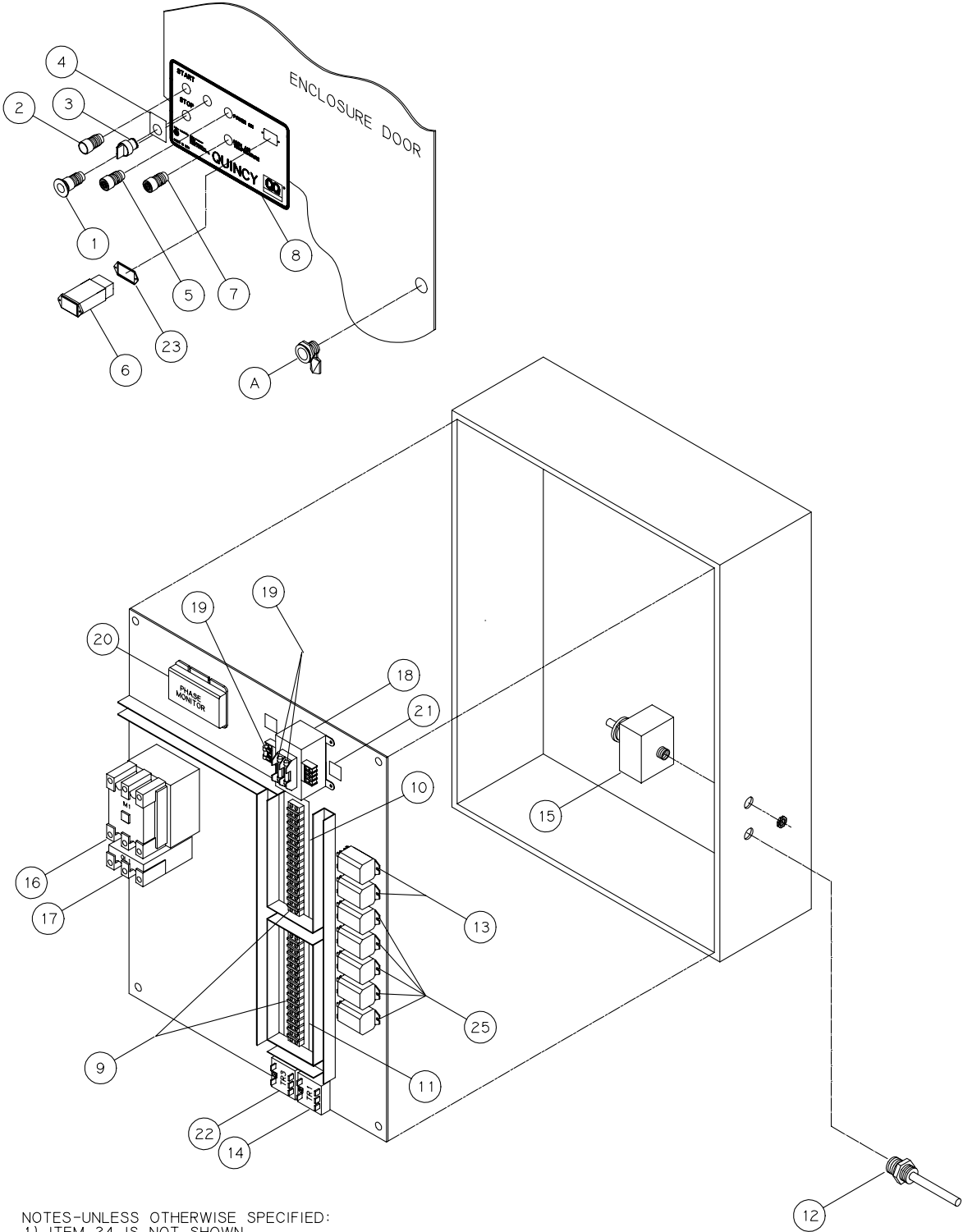
SEPARATOR INDICATOR GROUP

128180-001



ITEM NUMBER	QTY.	PART NUMBER	DESCRIPTION
1	1	23779	DIFFERENTIAL PRESSURE INDICATOR
2	1	124349-004	FITTING-ELBOW, 90° MALE, 1/4 TUBE X 1/8 NPT
3	1	122212	ELBOW-PIPE, 1/8 NPT X 1/4, BRASS
4	1	122636	ELBOW-PIPE, 1/4 NPT, BRASS
5	1	125933-010	NIPPLE-PIPE, 1/4 NPT X 2.00
6	1.0 FT	124435-003	TUBING-NYLON, 1/4 O.D.
7	1	124348-003	FITTING-TEE, MALE RUN, 1/4 TUBE X 1/4 NPT

STARTING GROUP (across the line)



NOTES-UNLESS OTHERWISE SPECIFIED:
 1) ITEM 24 IS NOT SHOWN.

STARTING GROUP *(across the line)*

ITEM NUMBER	QTY.	PART NUMBER	DESCRIPTION
1	1		SWITCH-STOP
<i>consisting of:</i>	(1)	129089	BLOCK-CONTACT, NORMALLY CLOSED
	(1)	129082	BUTTON-STOP
2	1		SWITCH-START
<i>consisting of:</i>	(2)	129090	BLOCK-CONTACT, NORMALLY OPEN
	(1)	129081	BUTTON-START
3	1		SWITCH-SELECTOR
<i>consisting of:</i>	(2)	129091	BLOCK-CONTACT, 1 NORMALLY OPEN, 1 NORMALLY CLOSED
	(1)	129083	KNOB-SELECTOR
4	1	129103-2	PLATE-SELECTOR SWITCH (AUTO DUAL)
	1	129103-3	PLATE-SELECTOR SWITCH (AUTO DEMAND)
	1	129103-6	PLATE-SELECTOR SWITCH (LEAD/LAG)
5	1		LIGHT-INDICATOR
<i>consisting of:</i>	(1)	129087	LENS CAP, AMBER
	(1)	129092	BASE
	(1)	129495	BULB
6	1	110871-120	HOURMETER
7	1		LIGHT-INDICATOR
<i>consisting of:</i>	(1)	129088	LENS CAP, RED
	(1)	129092	BASE
	(1)	129495	BULB
8	1	129077	DECAL-PANEL
9	2	123153-014	STRIP-TERMINAL
10	1	125786-019	DECAL-TERMINAL STRIP
11	1	125786-020	DECAL-TERMINAL STRIP
12	1	122880-222	SWITCH-TEMPERATURE
13	2	125706-005	RELAY-AUTO RESTART (OPTIONAL)
14	1	122862-900	TIMER-15 MINUTE
15	1**	22454-1	SWITCH-PRESSURE
16	*		CONTACTOR-DRIVE MOTOR (PAGE 10)
17	*		RELAY-OVERLOAD, DRIVE MOTOR (PAGE 10)
18	*		TRANSFORMER (PAGE 11)
19	*		FUSES-TRANSFORMER (PAGE 11)
20	*		PHASE MONITOR (OPTIONAL) (PAGE 11)
21	1	40639	DECAL-FUSE RATING
22	1	125705-014	TIMER-AUTO-RESTART (OPTIONAL)
23	1	126972	GASKET-HOURMETER
24	*		ELEMENT-HEATER, DRIVE MOTOR (PAGE 11)
25	5	125706-005	RELAY-CONTROL

COMPONENT MAINTENANCE PARTS

A	1	141784-001	LATCH-ENCLOSURE, NEMA 1
	1	141784-002	LATCH-ENCLOSURE, NEMA 4

NOTES:

* Quantities and part numbers are listed in tabulations on the following pages.

** Quantity of 2 required on units with lead/lag feature.

STARTING GROUP *(across the line)*

ITEM 16		DRIVE MOTOR CONTACTOR					
	QTY	15HP	20HP	25HP	30HP	40HP	50HP
200V	1	141590-08	141590-08	141590-10	141590-11	141590-12	141590-13
230V	1	141590-07	141590-08	141590-09	141590-10	141590-11	141590-12
380V	1	141590-05	141590-06	141590-07	141590-08	141590-10	141590-10
415V	1	141590-05	141590-05	141590-07	141590-07	141590-08	141590-09
460V	1	141590-04	141590-05	141590-06	141590-07	141590-08	141590-09
575V	1	141590-04	141590-04	141590-05	141590-06	141590-07	141590-08

ITEM 17		DRIVE MOTOR OVERLOAD RELAY					
STANDARD EFFICIENCY							
	QTY	15HP	20HP	25HP	30HP	40HP	50HP
200V	1	141591-060	141591-062	141591-064	141591-067	141591-074	141591-082
230V	1	141591-059	141591-060	141591-062	141591-063	141591-068	141591-075
380V	1	141591-050	141591-051	141591-059	141591-060	141591-062	141591-063
415V	1	141591-049	141591-050	141591-059	141591-059	141591-061	141591-063
460V	1	141591-032	141591-050	141591-051	141591-059	141591-060	141591-062
575V	1	141591-031	141591-032	141591-049	141591-051	141591-059	141591-060

PREMIUM EFFICIENCY							
	QTY	15HP	20HP	25HP	30HP	40HP	50HP
200V	1	141592-004	141592-004	141592-004	141592-005	141592-005	141592-006
230V	1	141592-003	141592-004	141592-004	141592-004	141592-005	141592-005
380V	1	141592-002	141592-002	141592-003	141592-004	141592-004	141592-004
415V	1	141592-002	141592-002	141592-003	141592-003	141592-004	141592-004
460V	1	141592-001	141592-002	141592-002	141592-004	141592-004	141592-004
575V	1	141592-001	141592-001	141592-002	141592-002	141592-003	141592-004

ITEM 18		TRANSFORMER	
	QTY	15HP-40HP	50HP
200V	1	128413-151	128413-251
230V	1	128413-153	128413-253
380V	1	128413-156	128413-256
415V	1	128413-154	128413-254
460V	1	128413-153	128413-253
575V	1	128413-155	128413-255

STARTING GROUP *(across the line)*

ITEM 19
TRANSFORMER FUSES

	15HP-40HP				50HP			
	<i>QTY</i>	<i>PRIMARY</i>	<i>QTY</i>	<i>SECONDARY</i>	<i>QTY</i>	<i>PRIMARY</i>	<i>QTY</i>	<i>SECONDARY</i>
200V	2	128857-014	1	128622-160	2	128857-012	1	128622-250
230V	2	128857-011	1	128622-160	2	128857-015	1	128622-250
380V	2	128857-003	1	128622-160	2	128857-011	1	128622-250
415V	2	128857-002	1	128622-160	2	128857-011	1	128622-250
460V	2	128857-002	1	128622-160	2	128857-011	1	128622-250
575V	2	128857-002	1	128622-160	2	128857-003	1	128622-250

ITEM 20
PHASE MONITOR(OPTIONAL)

	<i>QTY</i>	15HP-50HP
200V	1	129200-001
230V	1	129200-001
380V	1	129200-003
415V	1	129200-002
460V	1	129200-002
575V	1	129200-003

ITEM 24
DRIVE MOTOR HEATER ELEMENT (CLASS 20)

	<i>QTY</i>	15HP	20HP	25HP	30HP	40HP	50HP
200V	3	141607-065	141607-067	141607-070	141607-072	141607-075	141607-081
230V	3	141607-055	141607-066	141607-069	141607-071	141607-074	141607-076
380V	3	141607-049	141607-052	141607-054	141607-065	141607-067	141607-070
415V	3	141607-048	141607-051	141607-053	141607-055	141607-067	141607-069
460V	3	141607-047	141607-050	141607-052	141607-063	141607-065	141607-068
575V	3	141607-045	141607-048	141607-050	141607-052	141607-054	141607-065

NOTE: HEATER ELEMENT USED ONLY WITH PREMIUM EFFICIENCY OVERLOADS.

STARTING GROUP (wye-delta)

ITEM NUMBER	QTY.	PART NUMBER	DESCRIPTION
1	1		SWITCH-STOP
<i>consisting of:</i>	(1)	129089	BLOCK-CONTACT, NORMALLY CLOSED
	(1)	129082	BUTTON-STOP
2	1		SWITCH-START
<i>consisting of:</i>	(2)	129090	BLOCK-CONTACT, NORMALLY OPEN
	(1)	129081	BUTTON-START
3	1		SWITCH-SELECTOR
<i>consisting of:</i>	(2)	129091	BLOCK-CONTACT, 1 NORMALLY OPEN, 1 NORMALLY CLOSED
	(1)	129083	KNOB-SELECTOR
4	1	129103-2	PLATE-SELECTOR SWITCH (AUTO DUAL)
	1	129103-3	PLATE-SELECTOR SWITCH (AUTO DEMAND)
	1	129103-6	PLATE-SELECTOR SWITCH (LEAD/LAG)
5	1		LIGHT-INDICATOR
<i>consisting of:</i>	(1)	129087	LENS CAP, AMBER
	(1)	129092	BASE
	(1)	129495	BULB
6	1	110871-120	HOURMETER
7	1		LIGHT-INDICATOR
<i>consisting of:</i>	(1)	129088	LENS CAP, RED
	(1)	129092	BASE
	(1)	129495	BULB
8	1	129077	DECAL-PANEL
9	2	123153-014	STRIP-TERMINAL
10	1	125786-019	DECAL-TERMINAL STRIP
11	1	125786-020	DECAL-TERMINAL STRIP
12	1	122880-222	SWITCH-TEMPERATURE
13	2	125706-005	RELAY-CONTROL
14	1	122862-900	TIMER-15 MINUTE
15	1	122862-15	TIMER-15 SECOND
16	1**	22454-1	SWITCH-PRESSURE
17	*		ELEMENT-HEATER, DRIVE MOTOR (PAGE 14)
18	*		CONTACTOR-DRIVE MOTOR (PAGE 14)
19	*		RELAY-OVERLOAD, DRIVE MOTOR (PAGE 14)
20	*		CONTACTOR-SHORTING (PAGE 15)
21	*		INTERLOCK-MECHANICAL (PAGE 15)
22	1	40639	DECAL-FUSE RATING
23	1	126972	GASKET-HOURMETER
24	*		TRANSFORMER (PAGE 15)
25	*		FUSES-TRANSFORMER (PAGE 15)
26	*		PHASE MONITOR (OPTIONAL) (PAGE 15)
27	1	125705-014	TIMER-AUTO-RESTART (OPTIONAL)
28	1	125706-005	RELAY
29	1	125706-005	RELAY-AUTO RESTART (OPTIONAL)

COMPONENT MAINTENANCE PARTS

A	1	141784-001	LATCH-ENCLOSURE, NEMA 1
	1	141784-002	LATCH-ENCLOSURE, NEMA 4

NOTES:

* Quantities and part numbers are listed in tabulations on the following pages.

** Quantity of 2 required on units with lead/lag feature.

STARTING GROUP (wye-delta)

ITEM 17		DRIVE MOTOR HEATER ELEMENT (CLASS 20)					
		15HP	20HP	25HP	30HP	40HP	50HP
	QTY						
200V	3	141607-050	141607-053	141607-064	141607-066	141607-068	141607-072
230V	3	141607-048	141607-051	141607-054	141607-064	141607-067	141607-070
380V	3	141607-042	141607-045	141607-047	141607-048	141607-052	141607-054
415V	3	141607-041	141607-043	141607-046	141607-048	141607-051	141607-053
460V	3	141607-041	141607-044	141607-047	141607-048	141607-051	141607-053
575V	3	141607-039	141607-042	141607-044	141607-045	141607-048	141607-051

NOTE: HEATER ELEMENT USED ONLY WITH PREMIUM EFFICIENCY OVERLOADS.

ITEM 18		DRIVE MOTOR CONTACTOR					
		15HP	20HP	25HP	30HP	40HP	50HP
	QTY						
200V	2	141590-05	141590-06	141590-08	141590-08	141590-09	141590-12
230V	2	141590-05	141590-06	141590-07	141590-08	141590-08	141590-11
380V	2	141590-03	141590-05	141590-05	141590-05	141590-06	141590-07
415V	2	141590-03	141590-05	141590-05	141590-05	141590-05	141590-07
460V	2	141590-03	141590-04	141590-05	141590-05	141590-05	141590-07
575V	2	141590-02	141590-03	141590-04	141590-05	141590-05	141590-06

ITEM 19		DRIVE MOTOR OVERLOAD RELAY					
STANDARD EFFICIENCY							
		15HP	20HP	25HP	30HP	40HP	50HP
	QTY						
200V	1	141591-051	141591-052	141591-059	141591-060	141591-062	141591-071
230V	1	141591-049	141591-051	141591-058	141591-059	141591-061	141591-065
380V	1	141591-030	141591-049	141591-049	141591-050	141591-051	141591-059
415V	1	141591-030	141591-048	141591-049	141591-049	141591-050	141591-058
460V	1	141591-030	141591-031	141591-049	141591-049	141591-051	141591-058
575V	1	141591-014	141591-030	141591-031	141591-048	141591-050	141591-050

PREMIUM EFFICIENCY							
		15HP	20HP	25HP	30HP-40HP	50HP	
	QTY						
200V	1	141592-002	141592-002	141592-004	141592-004	141592-005	
230V	1	141592-002	141592-002	141592-003	141592-004	141592-005	
380V	1	141592-001	141592-001	141592-002	141592-002	141592-003	
415V	1	141592-001	141592-002	141592-002	141592-002	141592-003	
460V	1	141592-001	141592-001	141592-002	141592-002	141592-003	
575V	1	141592-001	141592-001	141592-001	141592-002	141592-002	

STARTING GROUP (*wye-delta*)

ITEM 20
SHORTING CONTACTOR

		15HP	20HP	25HP	30HP-40HP	50HP
	<i>QTY</i>					
200V	1	141590-05	141590-05	141590-07	141590-07	141590-08
230V	1	141590-05	141590-05	141590-07	141590-07	141590-07
380V	1	141590-03	141590-05	141590-05	141590-05	141590-07
415V	1	141590-03	141590-05	141590-05	141590-05	141590-07
460V	1	141590-03	141590-03	141590-05	141590-05	141590-07
575V	1	141590-01	141590-03	141590-04	141590-05	141590-05

ITEM 21
MECHANICAL INTERLOCK

		15HP-20HP	25HP-40HP	50HP
	<i>QTY</i>			
200V	1	141594-04	141594-01	141594-01
230V	1	141594-04	141594-01	141594-01
380V	1	141594-04	141594-04	141594-01
415V	1	141594-04	141594-04	141594-01
460V	1	141594-04	141594-04	141594-01
575V	1	141594-04	141594-04	141594-04

ITEM 24
TRANSFORMER

		15HP-40HP	50HP
	<i>QTY</i>		
200V	1	128413-151	128413-251
230V	1	128413-153	128413-253
380V	1	128413-156	128413-256
415V	1	128413-154	128413-254
460V	1	128413-153	128413-253
575V	1	128413-155	128413-255

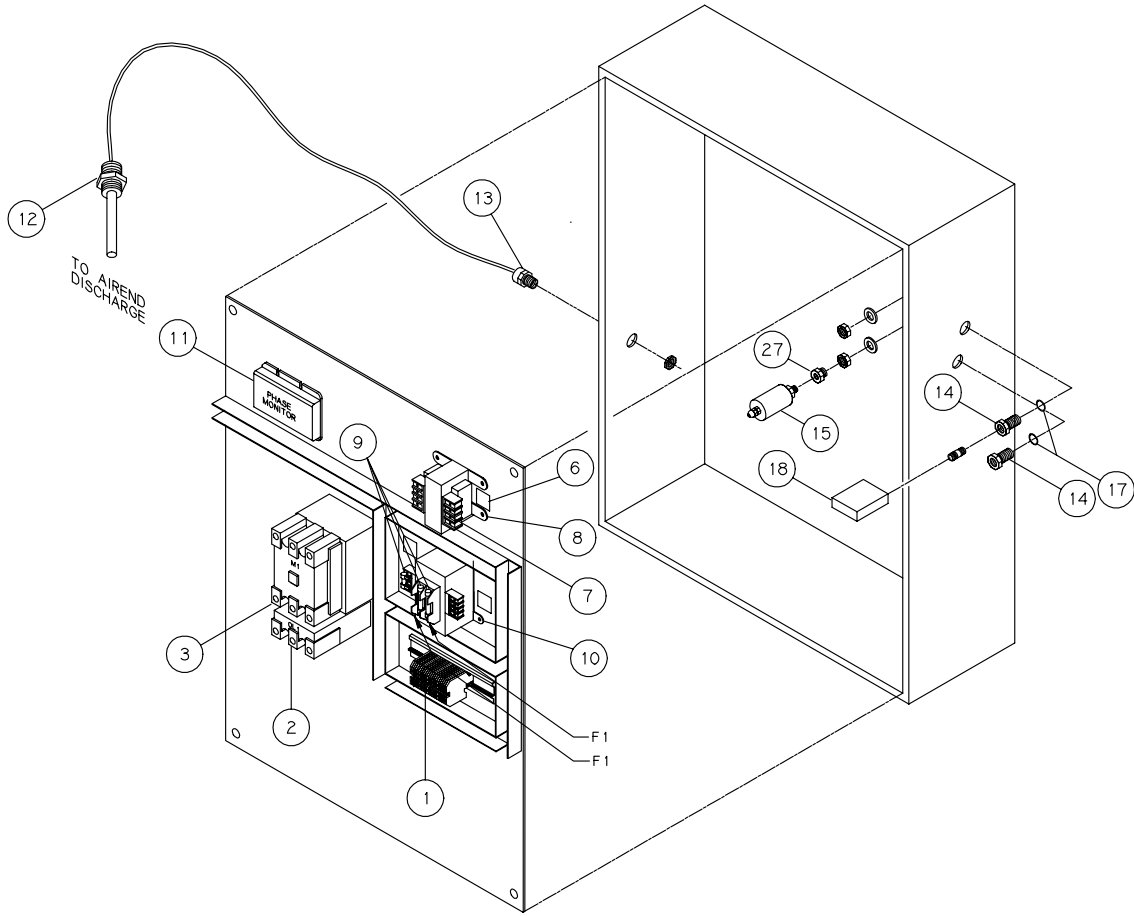
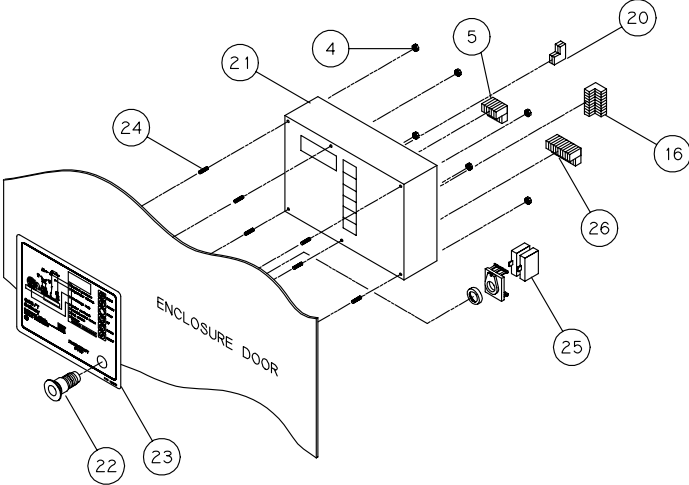
ITEM 25
TRANSFORMER FUSES

		15HP-40HP			50HP			
	<i>QTY</i>	<i>PRIMARY</i>	<i>QTY</i>	<i>SECONDARY</i>	<i>QTY</i>	<i>PRIMARY</i>	<i>QTY</i>	<i>SECONDARY</i>
200V	2	128857-014	1	128622-160	2	128857-012	1	128622-250
230V	2	128857-011	1	128622-160	2	128857-015	1	128622-250
380V	2	128857-003	1	128622-160	2	128857-011	1	128622-250
415V	2	128857-002	1	128622-160	2	128857-011	1	128622-250
460V	2	128857-002	1	128622-160	2	128857-011	1	128622-250
575V	2	128857-002	1	128622-160	2	128857-003	1	128622-250

ITEM 26
PHASE MONITOR (OPTIONAL)

		15HP-50HP
	<i>QTY</i>	
200V	1	129200-001
230V	1	129200-001
380V	1	129200-003
415V	1	129200-002
460V	1	129200-002
575V	1	129200-003

STARTING GROUP (electronic control)
(across the line)



NOTES-UNLESS OTHERWISE SPECIFIED:
 1) ITEM 19 IS NOT SHOWN.

STARTING GROUP (electronic control)
(across the line)

ITEM NUMBER	QTY.	PART NUMBER	DESCRIPTION
1	1	142334-05	ASSEMBLY-TERMINAL BLOCK
2	*		RELAY-OVERLOAD, DRIVE MOTOR (PAGE 18)
3	*		CONTACTOR-DRIVE MOTOR (PAGE 18)
4	6	124365-F02	NUT-HEX, #8-32 UNF
5	1	142659-02	PLUG-HEADER, 6 PIN
6	1	40639	DECAL-FUSE RATING
7	1	128622-030	FUSES-TRANSFORMER, ELECTRONIC CONTROL
8	1	142085-01	TRANSFORMER, ELECTRONIC CONTROL
9	*		FUSES-TRANSFORMER (PAGE 18)
10	*		TRANSFORMER (PAGE 19)
11	*		PHASE MONITOR (OPTIONAL) (PAGE 19)
12	1	142132-01	PROBE-TEMPERATURE, ELECTRONIC CONTROL
13	1	142096-04	FITTING-STRAIN RELIEF
14	2	129203-003	COUPLING-BULKHEAD
15	1	142133	TRANSDUCER
16	1	142659-03	PLUG-HEADER, 9 PIN
17	2	123157-117	O-RING
18	1	129596-002	SWITCH-PRESSURE
19	*		ELEMENT-HEATER, DRIVE MOTOR (PAGE 19)
20	1	142659-01	PLUG-HEADER, 2 PIN
21	1	142131	ELECTRONIC CONTROLLER
22	1	129863-01	BUTTON-STOP
23	1	142326	DECAL-PANEL, ELECTRONIC CONTROLLER
24	6	160048-F09	SCREW-SET, #8-32 UNF X 0.625
25	1	129864-02	BLOCK-CONTACT, NORMALLY CLOSED
26	1	142659-04	PLUG-HEADER, 10 PIN
27	1	143046-008	BUSHING-PIPE, 0.25 NPT X 1/8 NPT

NOTE:

* Quantities and part numbers are listed in tabulations on the following pages.

**STARTING GROUP (electronic control)
(across the line)**

ITEM 2 DRIVE MOTOR OVERLOAD RELAY

STANDARDEFFICIENCY

		15HP	20HP	25HP	30HP	40HP	50HP
	<i>QTY</i>						
200V	1	141591-060	141591-062	141591-064	141591-067	141591-074	141591-082
230V	1	141591-059	141591-060	141591-062	141591-063	141591-068	141591-075
380V	1	141591-050	141591-051	141591-059	141591-060	141591-062	141591-063
415V	1	141591-049	141591-050	141591-059	141591-059	141591-061	141591-063
460V	1	141591-032	141591-050	141591-051	141591-059	141591-060	141591-062
575V	1	141591-031	141591-032	141591-049	141591-051	141591-059	141591-060

PREMIUM EFFICIENCY

		15HP	20HP	25HP	30HP	40HP	50HP
	<i>QTY</i>						
200V	1	141592-004	141592-004	141592-004	141592-005	141592-005	141592-006
230V	1	141592-003	141592-004	141592-004	141592-004	141592-005	141592-005
380V	1	141592-002	141592-002	141592-003	141592-004	141592-004	141592-004
415V	1	141592-002	141592-002	141592-003	141592-003	141592-004	141592-004
460V	1	141592-001	141592-002	141592-002	141592-004	141592-004	141592-004
575V	1	141592-001	141592-001	141592-002	141592-002	141592-003	141592-004

ITEM 3 DRIVE MOTOR CONTACTOR

		15HP	20HP	25HP	30HP	40HP	50HP
	<i>QTY</i>						
200V	1	141590-08	141590-08	141590-10	141590-11	141590-12	141590-13
230V	1	141590-07	141590-08	141590-09	141590-10	141590-11	141590-12
380V	1	141590-05	141590-06	141590-07	141590-08	141590-10	141590-10
415V	1	141590-05	141590-05	141590-07	141590-07	141590-08	141590-09
460V	1	141590-04	141590-05	141590-06	141590-07	141590-08	141590-09
575V	1	141590-04	141590-04	141590-05	141590-06	141590-07	141590-08

ITEM 9 TRANSFORMER FUSES

		15HP-40HP		50HP				
	<i>QTY</i>	<i>PRIMARY</i>	<i>QTY</i>	<i>SECONDARY</i>	<i>QTY</i>	<i>PRIMARY</i>	<i>QTY</i>	<i>SECONDARY</i>
200V	2	128857-014	1	128622-160	2	128857-012	1	128622-250
230V	2	128857-011	1	128622-160	2	128857-015	1	128622-250
380V	2	128857-003	1	128622-160	2	128857-011	1	128622-250
415V	2	128857-002	1	128622-160	2	128857-011	1	128622-250
460V	2	128857-002	1	128622-160	2	128857-011	1	128622-250
575V	2	128857-002	1	128622-160	2	128857-003	1	128622-250

**STARTING GROUP (electronic control)
(across the line)**

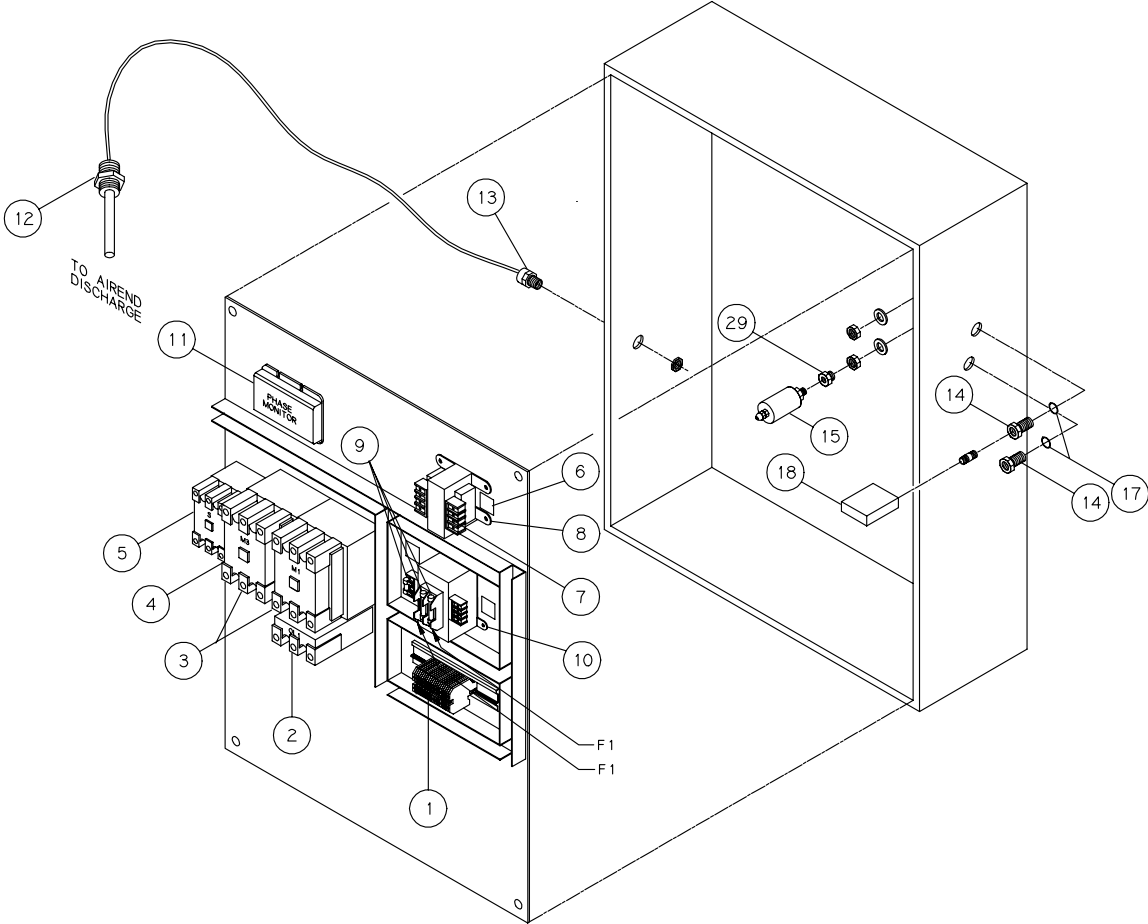
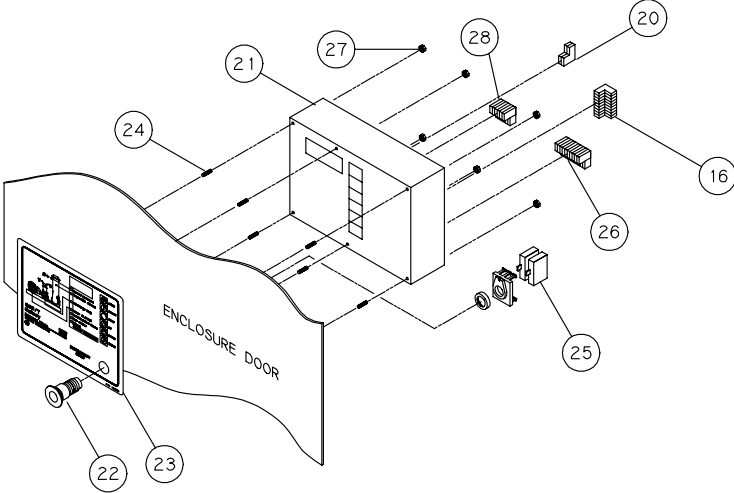
ITEM 10		TRANSFORMER	
		15HP-40HP	50HP
	<i>QTY</i>		
200V	1	128413-151	128413-251
230V	1	128413-153	128413-253
380V	1	128413-156	128413-256
415V	1	128413-154	128413-254
460V	1	128413-153	128413-253
575V	1	128413-155	128413-255

ITEM 11		PHASE MONITOR(OPTIONAL)	
		15HP-50HP	
	<i>QTY</i>		
200V	1	129200-001	
230V	1	129200-001	
380V	1	129200-003	
415V	1	129200-002	
460V	1	129200-002	
575V	1	129200-003	

ITEM 19		DRIVE MOTOR HEATER ELEMENT (CLASS 20)					
		15HP	20HP	25HP	30HP	40HP	50HP
	<i>QTY</i>						
200V	3	141607-065	141607-067	141607-070	141607-072	141607-075	141607-081
230V	3	141607-055	141607-066	141607-069	141607-071	141607-074	141607-076
380V	3	141607-049	141607-052	141607-054	141607-065	141607-067	141607-070
415V	3	141607-048	141607-051	141607-053	141607-055	141607-067	141607-069
460V	3	141607-047	141607-050	141607-052	141607-063	141607-065	141607-068
575V	3	141607-045	141607-048	141607-050	141607-052	141607-054	141607-065

NOTE: HEATER ELEMENT USED ONLY WITH PREMIUM EFFICIENCY OVERLOADS.

STARTING GROUP (electronic control)
(wye-delta)



NOTES-UNLESS OTHERWISE SPECIFIED:
 1) ITEM 19 IS NOT SHOWN.

STARTING GROUP (electronic control)
(wye-delta)

ITEM NUMBER	QTY.	PART NUMBER	DESCRIPTION
1	1	142334-05	ASSEMBLY-TERMINAL BLOCK
2	*		RELAY-OVERLOAD, DRIVE MOTOR (PAGE 22)
3	*		CONTACTOR-DRIVE MOTOR (PAGE 22)
4	*		INTERLOCK-MECHANICAL (PAGE 22)
5	*		CONTACTOR-SHORTING (PAGE 23)
6	1	40639	DECAL-FUSE RATING
7	1	128622-030	FUSES-TRANSFORMER, ELECTRONIC CONTROL
8	1	142085-01	TRANSFORMER, ELECTRONIC CONTROL
9	*		FUSES-TRANSFORMER (PAGE 23)
10	*		TRANSFORMER (PAGE 23)
11	*		PHASE MONITOR (OPTIONAL) (PAGE 23)
12	1	142132-01	PROBE-TEMPERATURE, ELECTRONIC CONTROL
13	1	142096-04	FITTING-STRAIN RELIEF
14	2	129203-003	COUPLING-BULKHEAD
15	1	142133	TRANSDUCER
16	1	142659-03	PLUG-HEADER, 9 PIN
17	2	123157-117	O-RING
18	1	129596-002	SWITCH-PRESSURE
19	*		ELEMENT-HEATER, DRIVE MOTOR (PAGE 23)
20	1	142659-01	PLUG-HEADER, 2 PIN
21	1	142131	ELECTRONIC CONTROLLER
22	1	129863-01	BUTTON-STOP
23	1	142326	DECAL-PANEL, ELECTRONIC CONTROLLER
24	6	160048-F09	SCREW-SET
25	1	129864-02	BLOCK-CONTACT, NORMALLY CLOSED
26	1	142659-04	PLUG-HEADER, 10 PIN
27	6	124365-F02	NUT-HEX, #8-32 UNF
28	1	142659-02	PLUG-HEADER, 6 PIN
29	1	143046-008	BUSHING-PIPE, 0.25 NPT X 1/8 NPT

NOTE:

* Quantities and part numbers are listed in tabulations below and on the following pages.

ITEM 2		DRIVE MOTOR OVERLOAD RELAY					
		STANDARD EFFICIENCY MOTORS					
QTY		15HP	20HP	25HP	30HP	40HP	50HP
200V	1	141591-051	141591-052	141591-059	141591-060	141591-062	141591-071
230V	1	141591-049	141591-051	141591-058	141591-059	141591-061	141591-065
380V	1	141591-030	141591-049	141591-049	141591-050	141591-051	141591-059
415V	1	141591-030	141591-048	141591-049	141591-049	141591-050	141591-058
460V	1	141591-030	141591-031	141591-049	141591-049	141591-051	141591-058
575V	1	141591-014	141591-030	141591-031	141591-048	141591-050	141591-050

**STARTING GROUP (electronic control)
(wye-delta)**

ITEM 2		DRIVE MOTOR OVERLOAD RELAY				
		PREMIUM EFFICIENCY MOTORS				
		15HP	20HP	25HP	30HP-40HP	50HP
	QTY					
200V	1	141592-002	141592-002	141592-004	141592-004	141592-005
230V	1	141592-002	141592-002	141592-003	141592-004	141592-005
380V	1	141592-001	141592-001	141592-002	141592-002	141592-003
415V	1	141592-001	141592-002	141592-002	141592-002	141592-003
460V	1	141592-001	141592-001	141592-002	141592-002	141592-003
575V	1	141592-001	141592-001	141592-001	141592-002	141592-002

ITEM 3		DRIVE MOTOR CONTACTOR					
		15HP	20HP	25HP	30HP	40HP	50HP
	QTY						
200V	2	141590-05	141590-06	141590-08	141590-08	141590-09	141590-12
230V	2	141590-05	141590-06	141590-07	141590-08	141590-08	141590-11
380V	2	141590-03	141590-05	141590-05	141590-05	141590-06	141590-07
415V	2	141590-03	141590-05	141590-05	141590-05	141590-05	141590-07
460V	2	141590-03	141590-04	141590-05	141590-05	141590-05	141590-07
575V	2	141590-02	141590-03	141590-04	141590-05	141590-05	141590-06

ITEM 4		MECHANICAL INTERLOCK		
		15HP-20HP	25HP-40HP	50HP
	QTY			
200V	1	141594-04	141594-01	141594-01
230V	1	141594-04	141594-01	141594-01
380V	1	141594-04	141594-04	141594-01
415V	1	141594-04	141594-04	141594-01
460V	1	141594-04	141594-04	141594-01
575V	1	141594-04	141594-04	141594-04

ITEM 5		SHORTING CONTACTOR				
		15HP	20HP	25HP	30HP-40HP	50HP
	QTY					
200V	1	141590-05	141590-05	141590-07	141590-07	141590-08
230V	1	141590-05	141590-05	141590-07	141590-07	141590-07
380V	1	141590-03	141590-05	141590-05	141590-05	141590-07
415V	1	141590-03	141590-05	141590-05	141590-05	141590-07
460V	1	141590-03	141590-03	141590-05	141590-05	141590-07
575V	1	141590-01	141590-03	141590-04	141590-05	141590-05

**STARTING GROUP (electronic control)
(wye-delta)**

ITEM 9		TRANSFORMER FUSES							
		15HP-40HP				50HP			
	<i>QTY</i>	<i>PRIMARY</i>	<i>QTY</i>	<i>SECONDARY</i>	<i>QTY</i>	<i>PRIMARY</i>	<i>QTY</i>	<i>SECONDARY</i>	
200V	2	128857-014	1	128622-160	2	128857-012	1	128622-250	
230V	2	128857-011	1	128622-160	2	128857-015	1	128622-250	
380V	2	128857-003	1	128622-160	2	128857-011	1	128622-250	
415V	2	128857-002	1	128622-160	2	128857-011	1	128622-250	
460V	2	128857-002	1	128622-160	2	128857-011	1	128622-250	
575V	2	128857-002	1	128622-160	2	128857-003	1	128622-250	

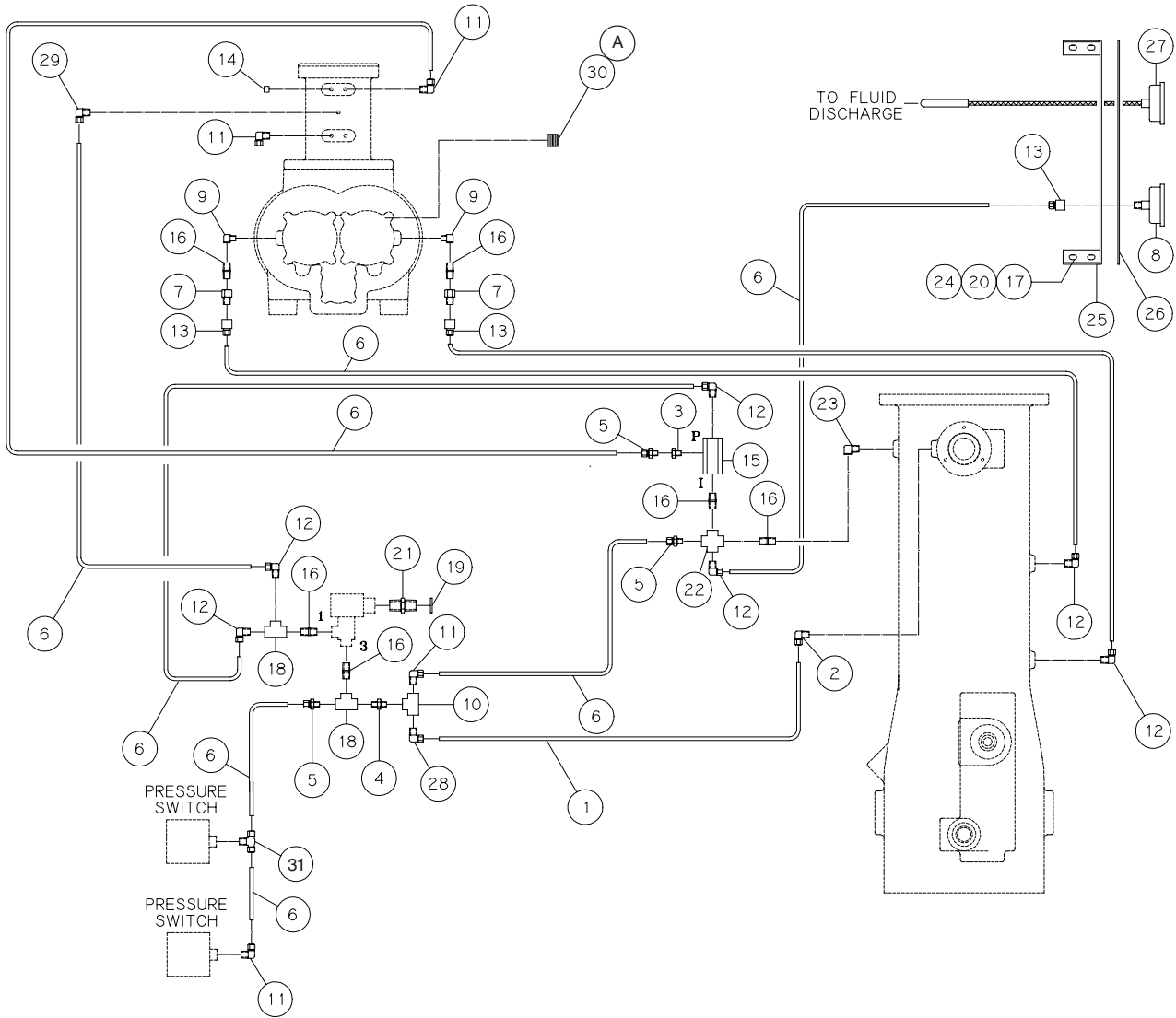
ITEM 10		TRANSFORMER			
	<i>QTY</i>	15HP-40HP	50HP		
200V	1	128413-151	128413-251		
230V	1	128413-153	128413-253		
380V	1	128413-156	128413-256		
415V	1	128413-154	128413-254		
460V	1	128413-153	128413-253		
575V	1	128413-155	128413-255		

ITEM 11		PHASE MONITOR (OPTIONAL)		
	<i>QTY</i>	15HP-50HP		
200V	1	129200-001		
230V	1	129200-001		
380V	1	129200-003		
415V	1	129200-002		
460V	1	129200-002		
575V	1	129200-003		

ITEM 19		DRIVE MOTOR HEATER ELEMENT (CLASS 20)						
	<i>QTY</i>	15HP	20HP	25HP	30HP	40HP	50HP	
200V	3	141607-050	141607-053	141607-064	141607-066	141607-068	141607-072	
230V	3	141607-048	141607-051	141607-054	141607-064	141607-067	141607-070	
380V	3	141607-042	141607-045	141607-047	141607-048	141607-052	141607-054	
415V	3	141607-041	141607-043	141607-046	141607-048	141607-051	141607-053	
460V	3	141607-041	141607-044	141607-047	141607-048	141607-051	141607-053	
575V	3	141607-039	141607-042	141607-044	141607-045	141607-048	141607-051	

NOTE: HEATER ELEMENT USED ONLY WITH PREMIUM EFFICIENCY OVERLOADS.

CONTROL PIPING GROUP (across the line)
129506-001 (load/no load, less indicator)



NOTES-UNLESS OTHERWISE SPECIFIED:
 1) ITEM 31 USED ONLY ON UNITS WITH LEAD/LAG FEATURE.

**CONTROL PIPING GROUP (across the line)
129506-001(load/no load, less indicator)**

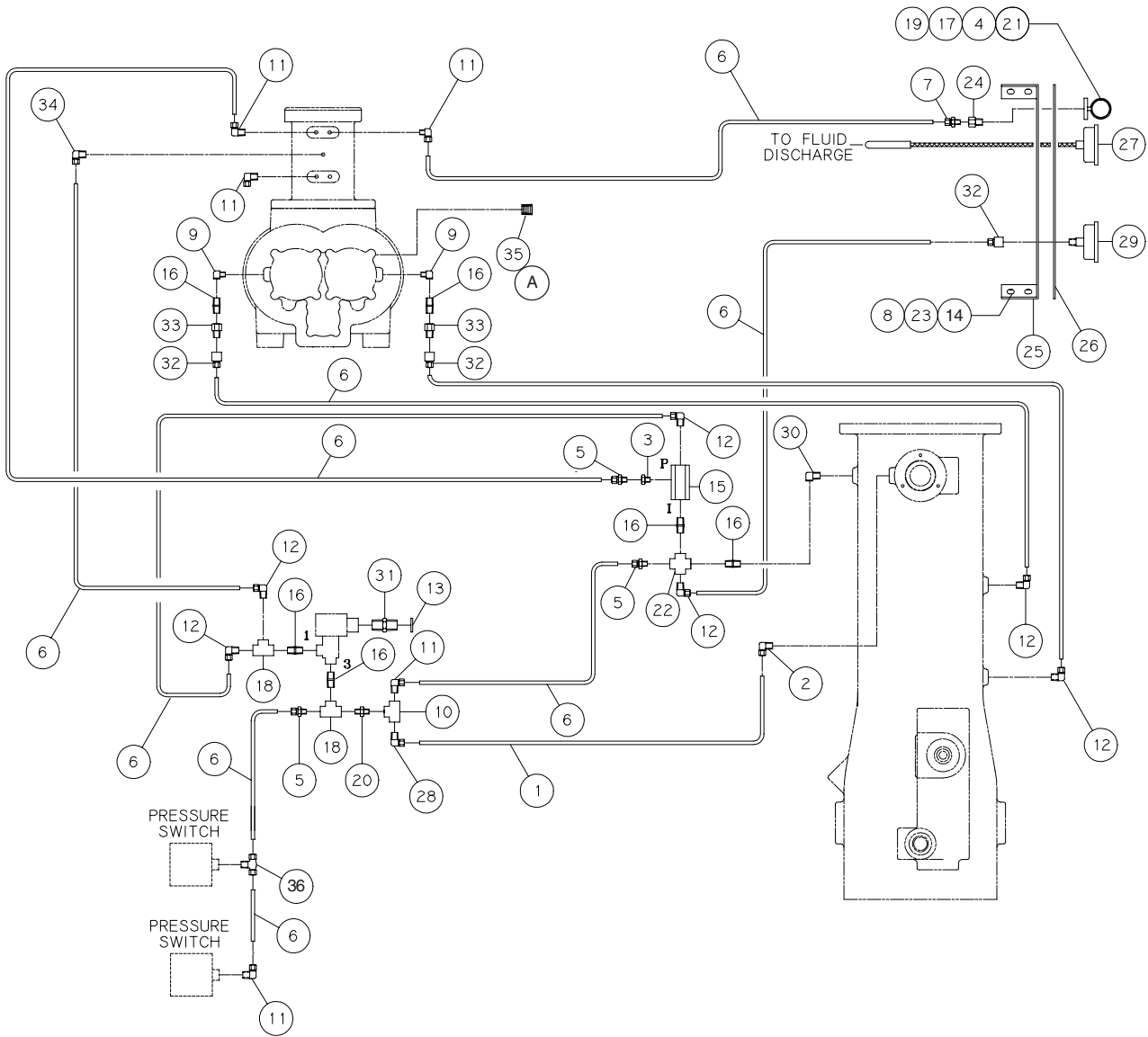
ITEM NUMBER	QTY.	PART NUMBER	DESCRIPTION
1	4.0 FT	124435-004	TUBING-NYLON, 3/8 O.D.
2	1	124349-010	FITTING-ELBOW, 90° MALE, 3/8 TUBE X 1/4 NPT
3	1	125025-001	ORIFICE-LINE FILTER (0.140)
4	1	111098-002	NIPPLE, 1/8 NPT X 1/4 NPT X CLOSE, BRASS
5	3	124393-005	FITTING-MALE CONNECTOR, 1/4 TUBE X 1/4 NPT
6	17.0 FT	124435-003	TUBING-NYLON, 1/4 O.D.
7	2	125025	ORIFICE-LINE FILTER (0.040)
8	1	128662	GAUGE-PRESSURE (0-300 P.S.I.)
9	2	122212	ELBOW-PIPE, 1/8 NPT X 1/4, BRASS
10	1	90084	VALVE-SHUTTLE
11	4	124349-004	FITTING-ELBOW, 90° MALE, 1/4 TUBE X 1/8 NPT
12	6	124349-005	FITTING-ELBOW, 90° MALE, 1/4 TUBE X 1/4 NPT
13	3	124347-004	FITTING-FEMALE CONNECTOR, 1/4 TUBE X 1/4 NPT
14	1	121160	PLUG-PIPE, 1/8 NPT
15	1	128826	ASSEMBLY-BLOWDOWN VALVE
16	6	142125-1	NIPPLE, 1/4 NPT X CLOSE, EXTRA STRONG
17	4	124370-K02	LOCKNUT, 5/16-18 UNC
18	2	121034-2	TEE-PIPE, 1/4 NPT, BRASS
19	1	8052	LOCKNUT-CONDUIT, 1/2
20	4	123478-K09	SCREW-CAP, 5/16-18 UNC X 0.62, GRADE 5 (@ 13 FT-LBS)
21	1	22455	CONNECTOR-ELECTRICAL, 1/2
22	1	6150	CROSS-PIPE, 0.25 NPT, BRASS
23	1	122636	ELBOW-PIPE, 1/4 NPT, BRASS
24	4	110428W025	FLATWASHER, 1/4
25	1	140148	PANEL-DECAL
26	1	140149-1	DECAL-GAUGE PANEL
27	1	128664	GAUGE-THERMAL
28	1	124349-009	FITTING-ELBOW, 90° MALE, 3/8 TUBE X 1/8 NPT
29	1	125780-002	FITTING-ELBOW, 90° FEMALE, 1/4 TUBE X 1/8 NPT
30	1	128883-106	PLUG-PIPE, 1-1/16-12, SAE O-RING
31	1	1665	FITTING-TEE, MALE BRANCH, 1/4 TUBE X 1/8 NPT

COMPONENT MAINTENANCE PARTS

A	1	140406-912	O-RING, VITON
---	---	------------	---------------

@ indicates torque value in foot pounds. (lubricated threads)

CONTROL PIPING GROUP (across the line)
129506-002 (load/no load, with indicator)



NOTES-UNLESS OTHERWISE SPECIFIED:
 1) ITEM 36 USED ONLY ON UNITS WITH LEAD/LAG FEATURE.

**CONTROL PIPING GROUP (across the line)
129506-002(load/no load, with indicator)**

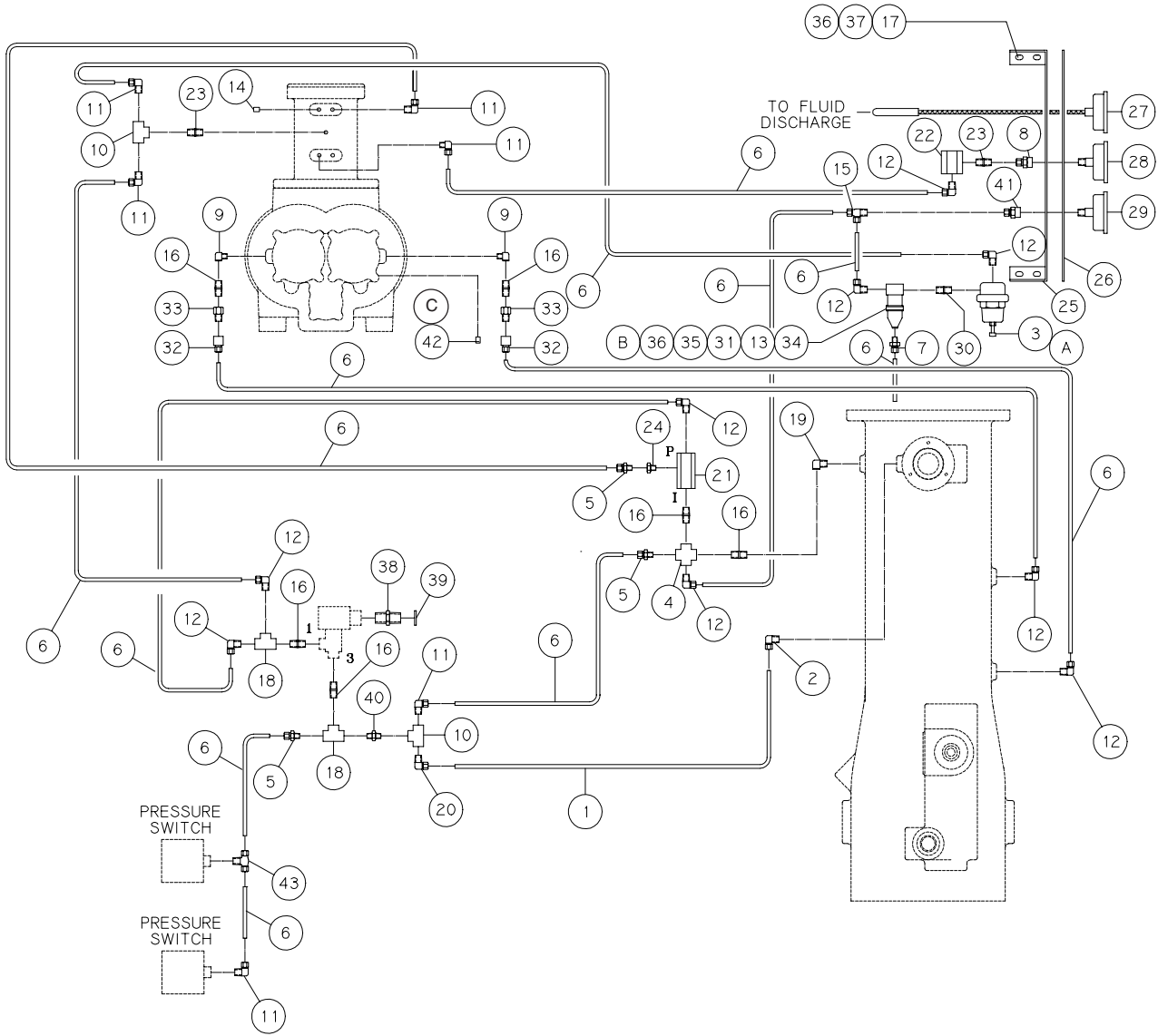
ITEM NUMBER	QTY.	PART NUMBER	DESCRIPTION
1	4.0 FT	124435-004	TUBING-NYLON, 3/8 O.D.
2	1	124349-010	FITTING-ELBOW, 90° MALE, 3/8 TUBE X 1/4 NPT
3	1	125025-001	ORIFICE-LINE FILTER (0.140)
4	2	123115-04C	LOCKWASHER, 1/4
5	3	124393-005	FITTING-MALE CONNECTOR, 1/4 TUBE X 1/4 NPT
6	17.0 FT	124435-003	TUBING-NYLON, 1/4 O.D.
7	1	124393-004	FITTING-MALE CONNECTOR, 1/4 TUBE X 1/8 NPT
8	4	123478-K09	SCREW-CAP, 5/16-18 UNC X 0.62, GRADE 5 (@ 13 FT-LBS)
9	2	122212	ELBOW-PIPE, 1/8 NPT X 1/4, BRASS
10	1	90084	VALVE-SHUTTLE
11	5	124349-004	FITTING-ELBOW, 90° MALE, 1/4 TUBE X 1/8 NPT
12	6	124349-005	FITTING-ELBOW, 90° MALE, 1/4 TUBE X 1/4 NPT
13	1	8052	LOCKNUT-CONDUIT, 1/2
14	4	124370-K02	LOCKNUT, 5/16-18 UNC
15	1	128826	ASSEMBLY-BLOWDOWN VALVE
16	6	142125-1	NIPPLE, 1/4 NPT X CLOSE, EXTRA STRONG
17	2	124364-J02	NUT-HEX, 1/4-20 UNC
18	2	121034-2	TEE-PIPE, 1/4 NPT, BRASS
19	2	123478-J09	SCREW-CAP, 1/4-20 UNC X 0.62, GRADE 5 (@ 6 FT-LBS)
20	1	111098-002	NIPPLE, 1/8 NPT X 1/4 NPT X CLOSE, BRASS
21	1	21312	INDICATOR-FILTER
22	1	6150	CROSS-PIPE, 0.25 NPT, BRASS
23	4	110428W025	FLATWASHER, 1/4
24	1	125259-001	FITTING-COUPLING, 1/8 X 1/8, BRASS
25	1	140148	PANEL-DECAL
26	1	140149-2	DECAL-GAUGE PANEL
27	1	128664	GAUGE-THERMAL
28	1	124349-009	FITTING-ELBOW, 90° MALE, 3/8 TUBE X 1/8 NPT
29	1	128662	GAUGE-PRESSURE (0-300 P.S.I.)
30	1	122636	ELBOW-PIPE, 1/4 NPT, BRASS
31	1	22455	CONNECTOR-ELECTRICAL, 1/2
32	3	124347-004	FITTING-FEMALE CONNECTOR, 1/4 TUBE X 1/4 NPT
33	2	125025	ORIFICE-LINE FILTER (0.040)
34	1	125780-002	FITTING-ELBOW, 90° FEMALE, 1/4 TUBE X 1/8 NPT
35	1	128883-106	PLUG-PIPE, 1-1/16-12, SAE O-RING
36	1	1665	FITTING-TEE, MALE BRANCH, 1/4 TUBE X 1/8 NPT

COMPONENT MAINTENANCE PARTS

A	1	140406-912	O-RING, VITON
---	---	------------	---------------

@ indicates torque value in foot pounds. (lubricated threads)

CONTROL PIPING GROUP (across the line)
129506-003 (modulation, less indicator)



NOTES—UNLESS OTHERWISE SPECIFIED:
 1) ITEM 43 USED ONLY ON UNITS WITH LEAD/LAG FEATURE.

**CONTROL PIPING GROUP (across the line)
129506-003 (modulation, less indicator)**

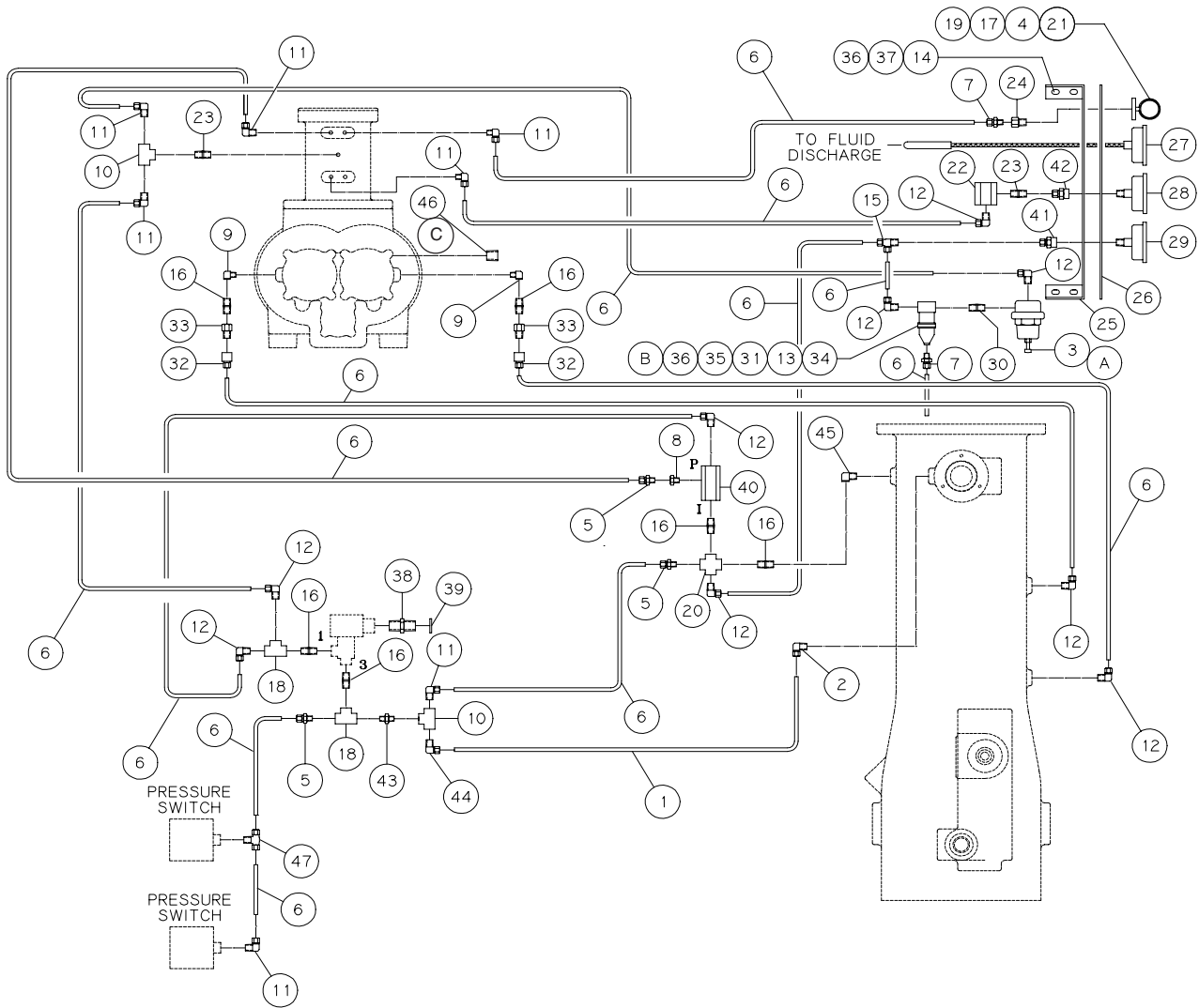
ITEM NUMBER	QTY.	PART NUMBER	DESCRIPTION
1	4.0 FT	124435-004	TUBING-NYLON, 3/8 O.D.
2	1	124349-010	FITTING-ELBOW, 90° MALE, 3/8 TUBE X 1/4 NPT
3	1	21969-2	VALVE-DIFFERENTIAL PILOT
4	1	6150	CROSS-PIPE, 0.25 NPT, BRASS
5	3	124393-005	FITTING-MALE CONNECTOR, 1/4 TUBE X 1/4 NPT
6	15.0 FT	124435-003	TUBING-NYLON, 1/4 O.D.
7	1	124393-004	FITTING-MALE CONNECTOR, 1/4 TUBE X 1/8 NPT
8	1	125260-001	REDUCER-PIPE, 1/4 NPT X 1/8 NPT, BRASS
9	2	122212	ELBOW-PIPE, 1/8 NPT X 1/4, BRASS
10	2	90084	VALVE-SHUTTLE
11	6	124349-004	FITTING-ELBOW, 90° MALE, 1/4 TUBE X 1/8 NPT
12	9	124349-005	FITTING-ELBOW, 90° MALE, 1/4 TUBE X 1/4 NPT
13	1	122417-002	BRACKET-LINE FILTER HANGER
14	1	121160	PLUG-PIPE, 1/8 NPT
15	1	124348-003	FITTING-TEE, MALE RUN, 1/4 TUBE X 1/4 NPT
16	6	142125-1	NIPPLE, 1/4 NPT X CLOSE, EXTRA STRONG
17	4	124370-K02	LOCKNUT, 5/16-18 UNC
18	2	121034-2	TEE-PIPE, 1/4 NPT, BRASS
19	1	122636	ELBOW-PIPE, 1/4 NPT, BRASS
20	1	124349-009	FITTING-ELBOW, 90° MALE, 3/8 TUBE X 1/8 NPT
21	1	128826	ASSEMBLY-BLOWDOWN VALVE
22	1	122056	VALVE-CHECK
23	2	142125-13	NIPPLE, 1/8 NPT X CLOSE, EXTRA STRONG
24	1	125025-001	ORIFICE-LINE FILTER (0.140)
25	1	140148	PANEL-DECAL
26	1	140149-5	DECAL-GAUGE PANEL
27	1	128664	GAUGE-THERMAL
28	1	128663	GAUGE-PERCENT CAPACITY
29	1	128662	GAUGE-PRESSURE (0-300 P.S.I.)
30	1	142125-2	NIPPLE, 1/4 NPT X 1.25, EXTRA STRONG
31	1	124364-K02	NUT-HEX, 5/16-18 UNC
32	2	124347-004	FITTING-FEMALE CONNECTOR, 1/4 TUBE X 1/4 NPT
33	2	125025	ORIFICE-LINE FILTER (0.040)
34	1	129731	FILTER-LINE, AUTOMATIC
35	1	123115-05C	LOCKWASHER, 5/16
36	5	123478-K09	SCREW-CAP, 5/16-18 UNC X 0.62, GRADE 5 (@ 13 FT-LBS)
37	4	110428W025	FLATWASHER, 1/4
38	1	22455	CONNECTOR-ELECTRICAL, 1/2
39	1	8052	LOCKNUT-CONDUIT, 1/2
40	1	111098-002	NIPPLE, 1/8 NPT X 1/4 NPT X CLOSE, BRASS
41	1	125259-002	FITTING-COUPLING, 1/4 X 1/4, BRASS
42	1	128883-106	PLUG-PIPE, 1-1/16-12, SAE O-RING
43	1	1665	FITTING-TEE, MALE BRANCH, 1/4 TUBE X 1/8 NPT

COMPONENT MAINTENANCE PARTS

A	1	20775	KIT-DIFFERENTIAL PILOT VALVE (<i>includes diaphragm, diaphragm gaskets, seat gasket, seat disk, seat ring</i>)
B	1	129731-050	KIT-LINE FILTER (<i>includes bowl seal, filter element, gasket</i>)
C	1	140406-912	O-RING, VITON

@ indicates torque value in foot pounds. (lubricated threads)

CONTROL PIPING GROUP (across the line)
129506-004 (modulation, with indicator)



NOTES-UNLESS OTHERWISE SPECIFIED:
 1) ITEM 47 USED ONLY ON UNITS WITH LEAD/LAG FEATURE.

CONTROL PIPING GROUP *(across the line)* 129506-004 *(modulation, with indicator)*

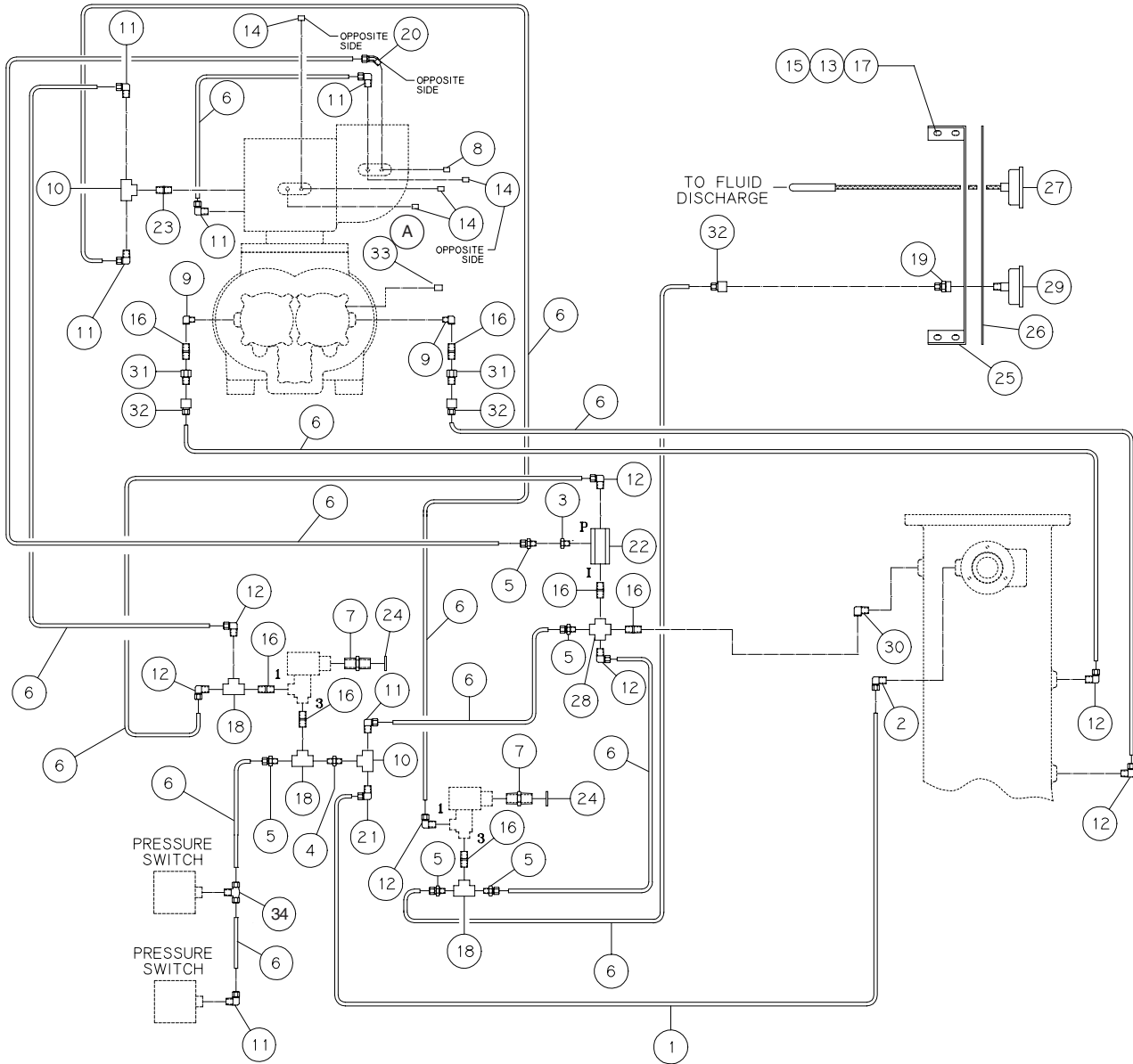
ITEM NUMBER	QTY.	PART NUMBER	DESCRIPTION
1	4.0 FT	124435-004	TUBING-NYLON, 3/8 O.D.
2	1	124349-010	FITTING-ELBOW, 90° MALE, 3/8 TUBE X 1/4 NPT
3	1	21969-2	VALVE-DIFFERENTIAL PILOT
4	2	123115-04C	LOCKWASHER, 1/4
5	3	124393-005	FITTING-MALE CONNECTOR, 1/4 TUBE X 1/4 NPT
6	15.0 FT	124435-003	TUBING-NYLON, 1/4 O.D.
7	2	124393-004	FITTING-MALE CONNECTOR, 1/4 TUBE X 1/8 NPT
8	1	125025-001	ORIFICE-LINE FILTER (0.140)
9	2	122212	ELBOW-PIPE, 1/8 NPT X 1/4, BRASS
10	2	90084	VALVE-SHUTTLE
11	7	124349-004	FITTING-ELBOW, 90° MALE, 1/4 TUBE X 1/8 NPT
12	9	124349-005	FITTING-ELBOW, 90° MALE, 1/4 TUBE X 1/4 NPT
13	1	122417-002	BRACKET-LINE FILTER HANGER
14	4	124370-K02	LOCKNUT, 5/16-18 UNC
15	1	124348-003	FITTING-TEE, MALE RUN, 1/4 TUBE X 1/4 NPT
16	6	142125-1	NIPPLE, 1/4 NPT X CLOSE, EXTRA STRONG
17	2	124364-J02	NUT-HEX, 1/4-20 UNC
18	2	121034-2	TEE-PIPE, 1/4 NPT, BRASS
19	2	123478-J09	SCREW-CAP, 1/4-20 UNC X 0.62, GRADE 5 (@ 6 FT-LBS)
20	1	6150	CROSS-PIPE, 0.25 NPT, BRASS
21	1	21312	INDICATOR-FILTER
22	1	122056	VALVE-CHECK
23	2	142125-13	NIPPLE, 1/8 NPT X CLOSE, EXTRA STRONG
24	1	125259-001	FITTING-COUPLING, 1/8 X 1/8, BRASS
25	1	140148	PANEL-DECAL
26	1	140149-6	DECAL-GAUGE PANEL
27	1	128664	GAUGE-THERMAL
28	1	128663	GAUGE-PERCENT CAPACITY
29	1	128662	GAUGE-PRESSURE (0-300 P.S.I.)
30	1	142125-2	NIPPLE, 1/4 NPT X 1.25, EXTRA STRONG
31	1	124364-K02	NUT-HEX, 5/16-18 UNC
32	2	124347-004	FITTING-FEMALE CONNECTOR, 1/4 TUBE X 1/4 NPT
33	2	125025	ORIFICE-LINE FILTER (0.040)
34	1	129731	FILTER-LINE, AUTOMATIC
35	1	123115-05C	LOCKWASHER, 5/16
36	5	123478-K09	SCREW-CAP, 5/16-18 UNC X 0.62, GRADE 5 (@ 13 FT-LBS)
37	4	110428W025	FLATWASHER, 1/4
38	1	22455	CONNECTOR-ELECTRICAL, 1/2
39	1	8052	LOCKNUT-CONDUIT, 1/2
40	1	128826	ASSEMBLY-BLOWDOWN VALVE
41	1	125259-002	FITTING-COUPLING, 1/4 X 1/4, BRASS
42	1	125260-001	REDUCER-PIPE, 1/4 NPT X 1/8 NPT, BRASS
43	1	111098-002	NIPPLE, 1/8 NPT X 1/4 NPT X CLOSE, BRASS
44	1	124349-009	FITTING-ELBOW, 90° MALE, 3/8 TUBE X 1/8 NPT
45	1	122636	ELBOW-PIPE, 1/4 NPT, BRASS
46	1	128883-106	PLUG-PIPE, 1-1/16-12, SAE O-RING
47	1	1665	FITTING-TEE, MALE BRANCH, 1/4 TUBE X 1/8 NPT

COMPONENT MAINTENANCE PARTS

A	1	20775	KIT-DIFFERENTIAL PILOT VALVE <i>(includes diaphragm, diaphragm gaskets, seat gasket, seat disk, seat ring)</i>
B	1	129731-050	KIT-LINE FILTER <i>(includes bowl seal, filter element, gasket)</i>
C	1	140406-912	O-RING, VITON

@ indicates torque value in foot pounds. *(lubricated threads)*

CONTROL PIPING GROUP (wye-delta)
140256-001 (load/no load, less indicator)



NOTES-UNLESS OTHERWISE SPECIFIED:
 1) ITEM 34 USED ONLY ON UNITS WITH LEAD/LAG FEATURE.

**CONTROL PIPING GROUP (wye-delta)
140256-001 (load/no load, less indicator)**

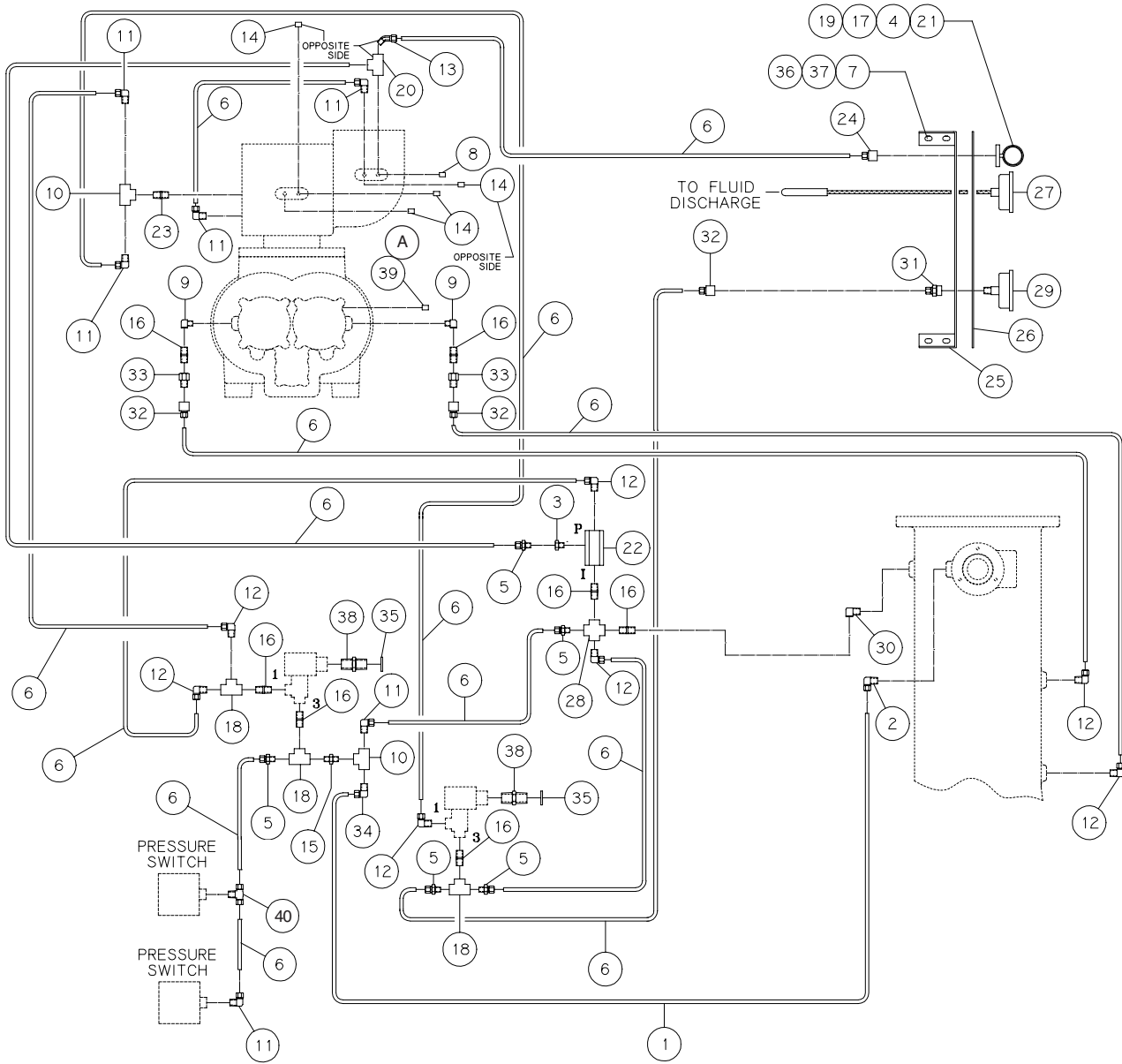
ITEM NUMBER	QTY.	PART NUMBER	DESCRIPTION
1	4.0 FT	124435-004	TUBING-NYLON, 3/8 O.D.
2	1	124349-010	FITTING-ELBOW, 90° MALE, 3/8 TUBE X 1/4 NPT
3	1	125025-001	ORIFICE-LINE FILTER (0.140)
4	1	111098-002	NIPPLE, 1/8 NPT X 1/4 NPT X CLOSE, BRASS
5	5	124393-005	FITTING-MALE CONNECTOR, 1/4 TUBE X 1/4 NPT
6	17.0 FT	124435-003	TUBING-NYLON, 1/4 O.D.
7	2	22455	CONNECTOR-ELECTRICAL, 1/2
8	1	4729	PLUG-PIPE, 3/8 NPT
9	2	122212	ELBOW-PIPE, 1/8 NPT X 1/4, BRASS
10	2	90084	VALVE-SHUTTLE
11	6	124349-004	FITTING-ELBOW, 90° MALE, 1/4 TUBE X 1/8 NPT
12	7	124349-005	FITTING-ELBOW, 90° MALE, 1/4 TUBE X 1/4 NPT
13	4	110428W025	FLATWASHER, 1/4
14	4	121160	PLUG-PIPE, 1/8 NPT
15	4	123478-K09	SCREW-CAP, 5/16-18 UNC X 0.62, GRADE 5 (@ 13 FT-LBS)
16	7	142125-1	NIPPLE, 1/4 NPT X CLOSE, EXTRA STRONG
17	4	124370-K02	LOCKNUT, 5/16-18 UNC
18	3	121034-2	TEE-PIPE, 1/4 NPT, BRASS
19	1	125259-002	FITTING-COUPLING, 1/4 X 1/4, BRASS
20	1	128967-001	FITTING-ELBOW, 45° MALE, 1/4 TUBE X 1/8 NPT
21	1	124349-009	FITTING-ELBOW, 90° MALE, 3/8 TUBE X 1/8 NPT
22	1	128826	ASSEMBLY-BLOWDOWN VALVE
23	1	142125-13	NIPPLE, 1/8 NPT X CLOSE, EXTRA STRONG
24	2	8052	LOCKNUT-CONDUIT, 1/2
25	1	140148	PANEL-DECAL
26	1	140149-1	DECAL-GAUGE PANEL
27	1	128664	GAUGE-THERMAL
28	1	6150	CROSS-PIPE, 0.25 NPT, BRASS
29	1	128662	GAUGE-PRESSURE (0-300 P.S.I.)
30	1	122636	ELBOW-PIPE, 1/4 NPT, BRASS
31	2	125025	ORIFICE-LINE FILTER (0.040)
32	3	124347-004	FITTING-FEMALE CONNECTOR, 1/4 TUBE X 1/4 NPT
33	1	128883-106	PLUG-PIPE, 1-1/16-12, SAE O-RING
34	1	1665	FITTING-TEE, MALE BRANCH, 1/4 TUBE X 1/8 NPT

COMPONENT MAINTENANCE PARTS

A	1	140406-912	O-RING, VITON
---	---	------------	---------------

@ indicates torque value in foot pounds. (lubricated threads)

CONTROL PIPING GROUP (wye-delta)
140256-002 (load/no load, with indicator)



NOTES-UNLESS OTHERWISE SPECIFIED:
 1) ITEM 40 USED ONLY ON UNITS WITH LEAD/LAG FEATURE.

CONTROL PIPING GROUP (wye-delta)
140256-002 (load/no load, with indicator)

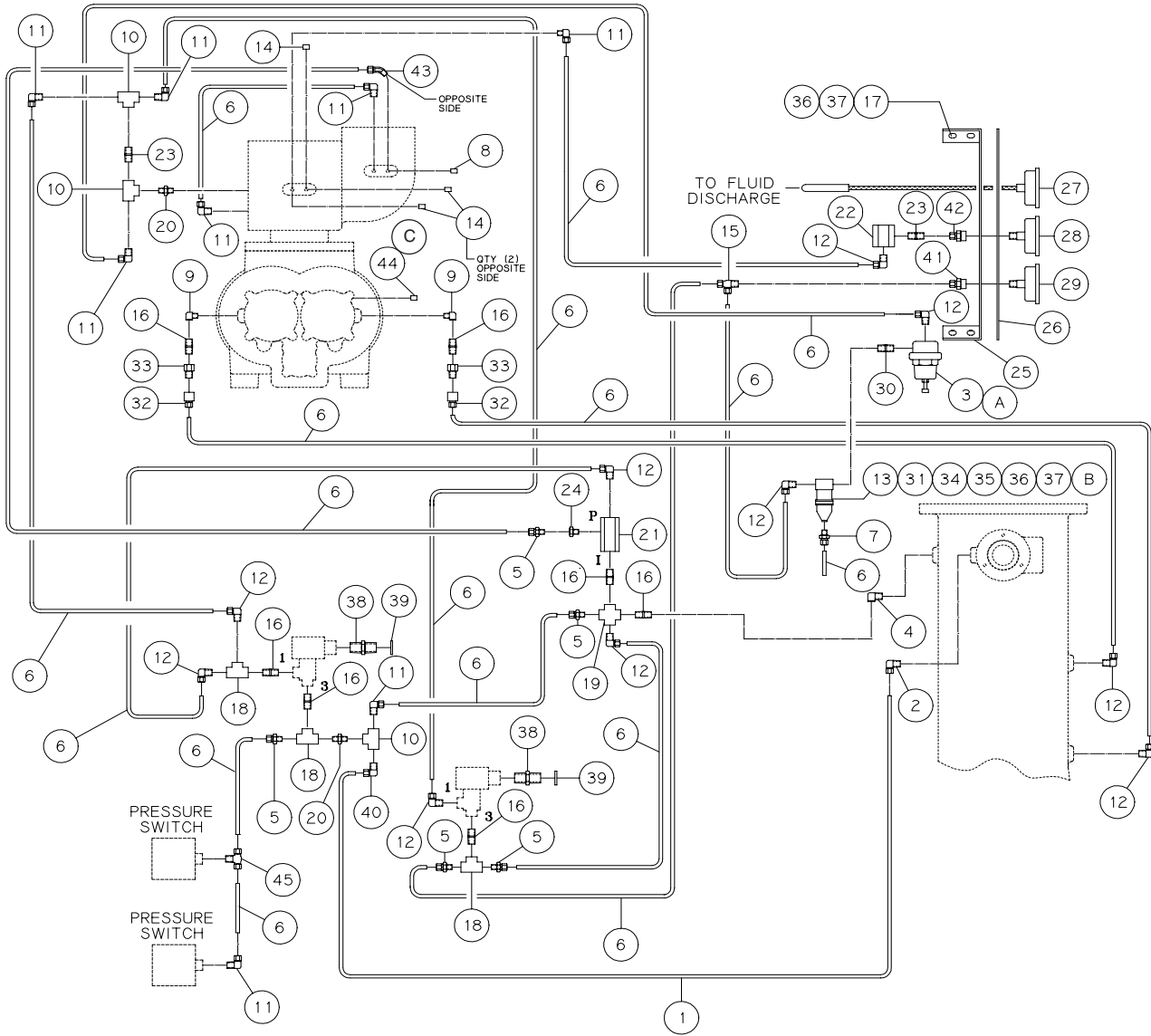
ITEM NUMBER	QTY.	PART NUMBER	DESCRIPTION
1	4.0 FT	124435-004	TUBING-NYLON, 3/8 O.D.
2	1	124349-010	FITTING-ELBOW, 90° MALE, 3/8 TUBE X 1/4 NPT
3	1	125025-001	ORIFICE-LINE FILTER (0.140)
4	2	123115-04C	LOCKWASHER, 1/4
5	5	124393-005	FITTING-MALE CONNECTOR, 1/4 TUBE X 1/4 NPT
6	17.0 FT	124435-003	TUBING-NYLON, 1/4 O.D.
7	4	124370-K02	LOCKNUT, 5/16-18 UNC
8	1	4729	PLUG-PIPE, 3/8 NPT
9	2	122212	ELBOW-PIPE, 1/8 NPT X 1/4, BRASS
10	2	90084	VALVE-SHUTTLE
11	6	124349-004	FITTING-ELBOW, 90° MALE, 1/4 TUBE X 1/8 NPT
12	7	124349-005	FITTING-ELBOW, 90° MALE, 1/4 TUBE X 1/4 NPT
13	1	128967-001	FITTING-ELBOW, 45° MALE, 1/4 TUBE X 1/8 NPT
14	4	121160	PLUG-PIPE, 1/8 NPT
15	1	111098-002	NIPPLE, 1/8 NPT X 1/4 NPT X CLOSE, BRASS
16	7	142125-1	NIPPLE, 1/4 NPT X CLOSE, EXTRA STRONG
17	2	124364-J02	NUT-HEX, 1/4-20 UNC
18	3	121034-2	TEE-PIPE, 1/4 NPT, BRASS
19	2	123478-J09	SCREW-CAP, 1/4-20 UNC X 0.62, GRADE 5 (@ 6 FT-LBS)
20	1	20201	FITTING-TEE, 1/4 TUBE X 1/8 NPT X 1/8 NPT
21	1	21312	INDICATOR-FILTER
22	1	128826	ASSEMBLY-BLOWDOWN VALVE
23	1	142125-13	NIPPLE, 1/8 NPT X CLOSE, EXTRA STRONG
24	1	124347-003	FITTING-STRAIGHT, 1/4 TUBE X 1/8 NPT
25	1	140148	PANEL-DECAL
26	1	140149-2	DECAL-GAUGE PANEL
27	1	128664	GAUGE-THERMAL
28	1	6150	CROSS-PIPE, 0.25 NPT, BRASS
29	1	128662	GAUGE-PRESSURE (0-300 P.S.I.)
30	1	122636	ELBOW-PIPE, 1/4 NPT, BRASS
31	1	125259-002	FITTING-COUPLING, 1/4 X 1/4, BRASS
32	3	124347-004	FITTING-FEMALE CONNECTOR, 1/4 TUBE X 1/4 NPT
33	2	125025	ORIFICE-LINE FILTER (0.040)
34	1	124349-009	FITTING-ELBOW, 90° MALE, 3/8 TUBE X 1/8 NPT
35	2	8052	LOCKNUT-CONDUIT, 1/2
36	4	123478-K09	SCREW-CAP, 5/16-18 UNC X 0.62, GRADE 5 (@ 13 FT-LBS)
37	4	110428W025	FLATWASHER, 1/4
38	2	22455	CONNECTOR-ELECTRICAL, 1/2
39	1	128883-106	PLUG-PIPE, 1-1/16-12, SAE O-RING
40	1	1665	FITTING-TEE, MALE BRANCH, 1/4 TUBE X 1/8 NPT

COMPONENT MAINTENANCE PARTS

A	1	140406-912	O-RING, VITON
---	---	------------	---------------

@ indicates torque value in foot pounds. (lubricated threads)

CONTROL PIPING GROUP (wye-delta) 140256-003 (modulation, less indicator)



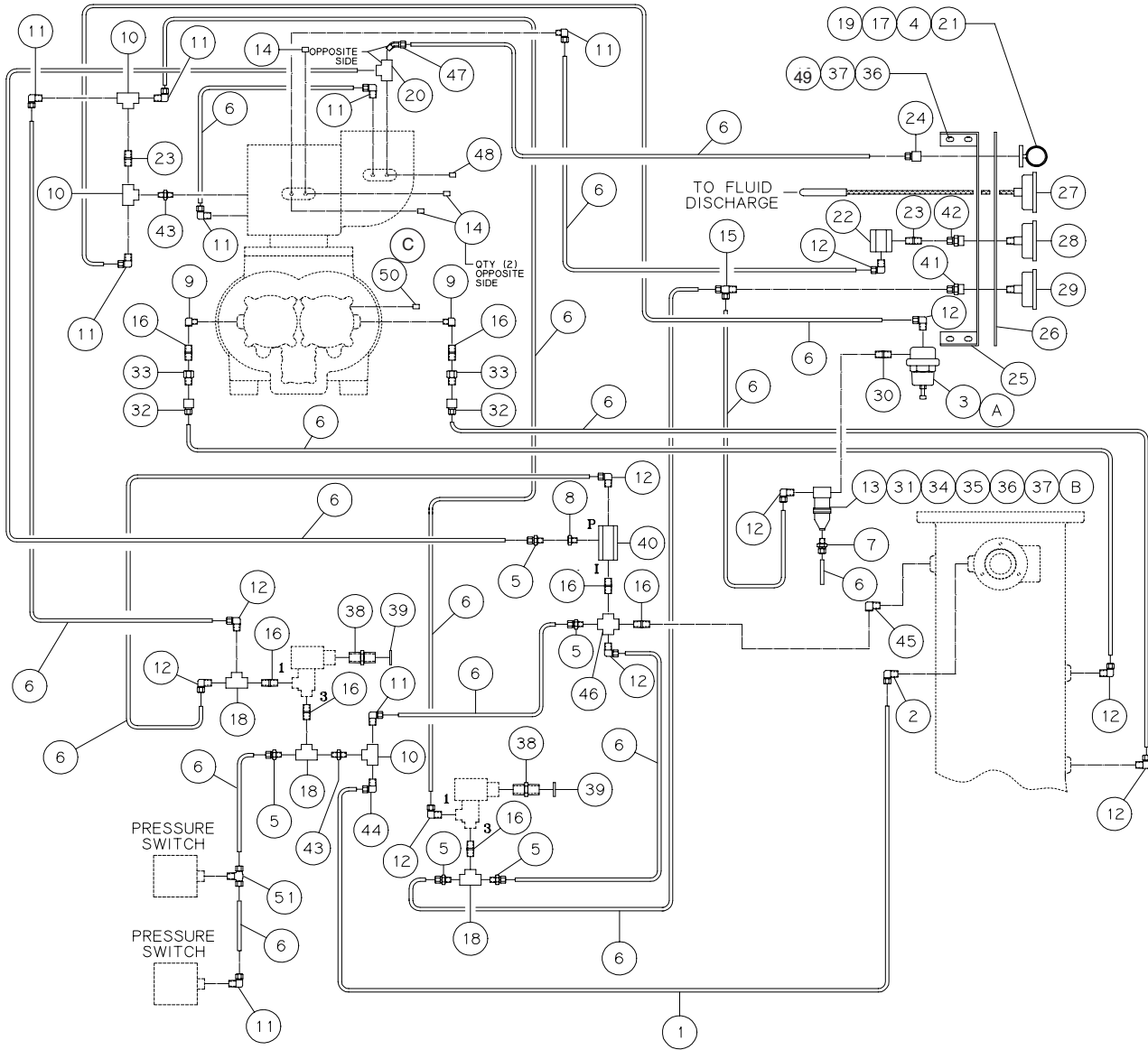
NOTES-UNLESS OTHERWISE SPECIFIED:
1) ITEM 45 USED ONLY ON UNITS WITH LEAD/LAG FEATURE.

CONTROL PIPING GROUP *(wye-delta)* 140256-003 *(modulation, less indicator)*

ITEM NUMBER	QTY.	PART NUMBER	DESCRIPTION
1	4.0 FT	124435-004	TUBING-NYLON, 3/8 O.D.
2	1	124349-010	FITTING-ELBOW, 90° MALE, 3/8 TUBE X 1/4 NPT
3	1	21969-2	VALVE-DIFFERENTIAL PILOT
4	1	122636	ELBOW-PIPE, 1/4 NPT, BRASS
5	5	124393-005	FITTING-MALE CONNECTOR, 1/4 TUBE X 1/4 NPT
6	15.0 FT	124435-003	TUBING-NYLON, 1/4 O.D.
7	1	124393-004	FITTING-MALE CONNECTOR, 1/4 TUBE X 1/8 NPT
8	1	4729	PLUG-PIPE, 3/8 NPT
9	2	122212	ELBOW-PIPE, 1/8 NPT X 1/4, BRASS
10	3	90084	VALVE-SHUTTLE
11	8	124349-004	FITTING-ELBOW, 90° MALE, 1/4 TUBE X 1/8 NPT
12	10	124349-005	FITTING-ELBOW, 90° MALE, 1/4 TUBE X 1/4 NPT
13	1	122417-002	BRACKET-LINE FILTER HANGER
14	3	121160	PLUG-PIPE, 1/8 NPT
15	1	124348-003	FITTING-TEE, MALE RUN, 1/4 TUBE X 1/4 NPT
16	7	142125-1	NIPPLE, 1/4 NPT X CLOSE, EXTRA STRONG
17	4	124370-K02	LOCKNUT, 5/16-18 UNC
18	3	121034-2	TEE-PIPE, 1/4 NPT, BRASS
19	1	6150	CROSS-PIPE, 0.25 NPT, BRASS
20	2	111098-002	NIPPLE, 1/8 NPT X 1/4 NPT X CLOSE, BRASS
21	1	128826	ASSEMBLY-BLOWDOWN VALVE
22	1	122056	VALVE-CHECK
23	2	142125-13	NIPPLE, 1/8 NPT X CLOSE, EXTRA STRONG
24	1	125025-001	ORIFICE-LINE FILTER (0.140)
25	1	140148	PANEL-DECAL
26	1	140149-5	DECAL-GAUGE PANEL
27	1	128664	GAUGE-THERMAL
28	1	128663	GAUGE-PERCENT CAPACITY
29	1	128662	GAUGE-PRESSURE (0-300 P.S.I.)
30	1	142125-2	NIPPLE, 1/4 NPT X 1.25, EXTRA STRONG
31	1	124364-K02	NUT-HEX, 5/16-18 UNC
32	2	124347-004	FITTING-FEMALE CONNECTOR, 1/4 TUBE X 1/4 NPT
33	2	125025	ORIFICE-LINE FILTER (0.040)
34	1	129731	FILTER-LINE, AUTOMATIC
35	1	123115-05C	LOCKWASHER, 5/16
36	5	123478-K09	SCREW-CAP, 5/16-18 UNC X 0.62, GRADE 5 (@ 13 FT-LBS)
37	5	110428W025	FLATWASHER, 1/4
38	2	22455	CONNECTOR-ELECTRICAL, 1/2
39	2	8052	LOCKNUT-CONDUIT, 1/2
40	1	124349-009	FITTING-ELBOW, 90° MALE, 3/8 TUBE X 1/8 NPT
41	1	125259-002	FITTING-COUPLING, 1/4 X 1/4, BRASS
42	1	125260-001	REDUCER-PIPE, 1/4 NPT X 1/8 NPT, BRASS
43	1	128967-001	FITTING-ELBOW, 45° MALE, 1/4 TUBE X 1/8 NPT
44	1	128883-106	PLUG-PIPE, 1-1/16-12, SAE O-RING
45	1	1665	FITTING-TEE, MALE BRANCH, 1/4 TUBE X 1/8 NPT
COMPONENT MAINTENANCE PARTS			
A	1	20775	KIT-DIFFERENTIAL PILOT VALVE <i>(includes diaphragm, diaphragm gaskets, seat gasket, seat disk, seat ring)</i>
B	1	129731-050	KIT-LINE FILTER <i>(includes bowl seal, filter element, gasket)</i>
C	1	140406-912	O-RING, VITON

@ indicates torque value in foot pounds. ***(lubricated threads)***

CONTROL PIPING GROUP (wye-delta) 140256-004 (modulation, with indicator)



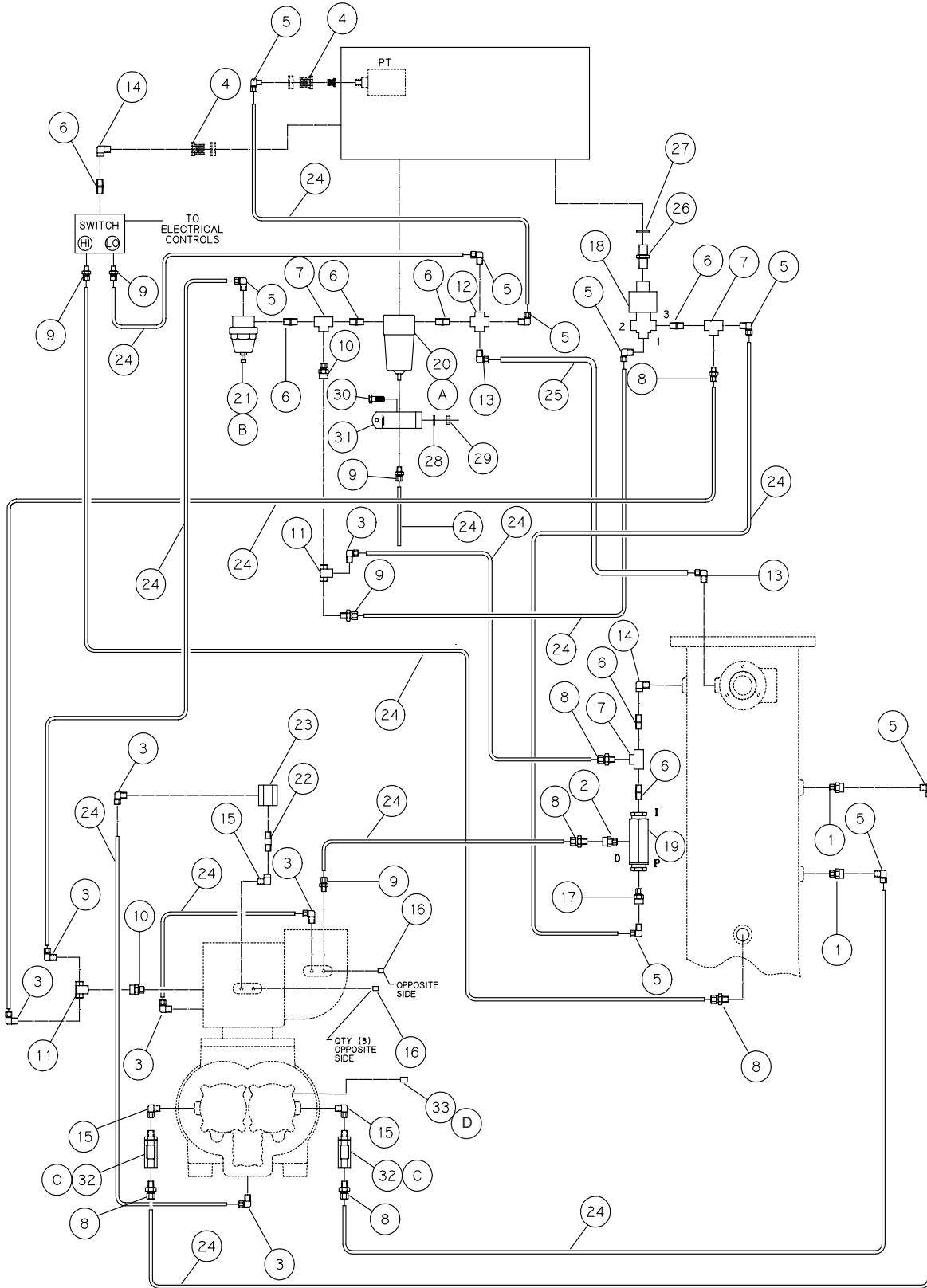
NOTES—UNLESS OTHERWISE SPECIFIED:
1) ITEM 51 USED ONLY ON UNITS WITH LEAD/LAG FEATURE.

CONTROL PIPING GROUP *(wye-delta)* 140256-004 *(modulation, with indicator)*

ITEM NUMBER	QTY.	PART NUMBER	DESCRIPTION
1	4.0 FT	124435-004	TUBING-NYLON, 3/8 O.D.
2	1	124349-010	FITTING-ELBOW, 90° MALE, 3/8 TUBE X 1/4 NPT
3	1	21969-2	VALVE-DIFFERENTIAL PILOT
4	2	123115-04C	LOCKWASHER, 1/4
5	5	124393-005	FITTING-MALE CONNECTOR, 1/4 TUBE X 1/4 NPT
6	15.0 FT	124435-003	TUBING-NYLON, 1/4 O.D.
7	1	124393-004	FITTING-MALE CONNECTOR, 1/4 TUBE X 1/8 NPT
8	1	125025-001	ORIFICE-LINE FILTER (0.140)
9	2	122212	ELBOW-PIPE, 1/8 NPT X 1/4, BRASS
10	3	90084	VALVE-SHUTTLE
11	8	124349-004	FITTING-ELBOW, 90° MALE, 1/4 TUBE X 1/8 NPT
12	10	124349-005	FITTING-ELBOW, 90° MALE, 1/4 TUBE X 1/4 NPT
13	1	122417-002	BRACKET-LINE FILTER HANGER
14	3	121160	PLUG-PIPE, 1/8 NPT
15	1	124348-003	FITTING-TEE, MALE RUN, 1/4 TUBE X 1/4 NPT
16	7	142125-1	NIPPLE, 1/4 NPT X CLOSE, EXTRA STRONG
17	2	124364-J02	NUT-HEX, 1/4-20 UNC
18	3	121034-2	TEE-PIPE, 1/4 NPT, BRASS
19	2	123478-J09	SCREW-CAP, 1/4-20 UNC X 0.62, GRADE 5 (@ 6 FT-LBS)
20	1	20201	FITTING-TEE, 1/4 TUBE X 1/8 NPT X 1/8 NPT
21	1	21312	INDICATOR-FILTER
22	1	122056	VALVE-CHECK
23	2	142125-13	NIPPLE, 1/8 NPT X CLOSE, EXTRA STRONG
24	1	124347-003	FITTING-STRAIGHT, 1/4 TUBE X 1/8 NPT
25	1	140148	PANEL-DECAL
26	1	140149-6	DECAL-GAUGE PANEL
27	1	128664	GAUGE-THERMAL
28	1	128663	GAUGE-PERCENT CAPACITY
29	1	128662	GAUGE-PRESSURE (0-300 P.S.I.)
30	1	142125-2	NIPPLE, 1/4 NPT X 1.25, EXTRA STRONG
31	1	124364-K02	NUT-HEX, 5/16-18 UNC
32	2	124347-004	FITTING-FEMALE CONNECTOR, 1/4 TUBE X 1/4 NPT
33	2	125025	ORIFICE-LINE FILTER (0.040)
34	1	129731	FILTER-LINE, AUTOMATIC
35	1	123115-05C	LOCKWASHER, 5/16
36	5	123478-K09	SCREW-CAP, 5/16-18 UNC X 0.62, GRADE 5 (@ 13 FT-LBS)
37	5	110428W025	FLATWASHER, 1/4
38	2	22455	CONNECTOR-ELECTRICAL, 1/2
39	2	8052	LOCKNUT-CONDUIT, 1/2
40	1	128826	ASSEMBLY-BLOWDOWN VALVE
41	1	125259-002	FITTING-COUPPING, 1/4 X 1/4, BRASS
42	1	125260-001	REDUCER-PIPE, 1/4 NPT X 1/8 NPT, BRASS
43	2	111098-002	NIPPLE, 1/8 NPT X 1/4 NPT X CLOSE, BRASS
44	1	124349-009	FITTING-ELBOW, 90° MALE, 3/8 TUBE X 1/8 NPT
45	1	122636	ELBOW-PIPE, 1/4 NPT, BRASS
46	1	6150	CROSS-PIPE, 0.25 NPT, BRASS
47	1	128967-001	FITTING-ELBOW, 45° MALE, 1/4 TUBE X 1/8 NPT
48	1	4729	PLUG-PIPE, 3/8 NPT
49	4	124370-K02	LOCKNUT, 5/16-18 UNC
50	1	128883-106	PLUG-PIPE, 1-1/16-12, SAE O-RING
51	1	1665	FITTING-TEE, MALE BRANCH, 1/4 TUBE X 1/8 NPT
COMPONENT MAINTENANCE PARTS			
A	1	20775	KIT-DIFFERENTIAL PILOT VALVE <i>(includes diaphragm, diaphragm gaskets, seat gasket, seat disk, seat ring)</i>
B	1	129731-050	KIT-LINE FILTER <i>(includes bowl seal, filter element, gasket)</i>
C	1	140406-912	O-RING, VITON

@ indicates torque value in foot pounds. ***(lubricated threads)***

CONTROL PIPING GROUP (electronic control)
142415-001



CONTROL PIPING GROUP *(electronic control)*

142415-001

ITEM NUMBER	QTY.	PART NUMBER	DESCRIPTION
1	2	125025	ORIFICE-LINE FILTER (0.040)
2	1	125025-001	ORIFICE-LINE FILTER (0.140)
3	7	124349-004	FITTING-ELBOW, 90° MALE, 1/4 TUBE X 1/8 NPT
4	2	129203-003	COUPLING-BULKHEAD
5	9	124349-005	FITTING-ELBOW, 90° MALE, 1/4 TUBE X 1/4 NPT
6	7	121032-3	NIPPLE-PIPE, 1/4 NPT X CLOSE, BRASS
7	3	121034-2	TEE-PIPE, 1/4 NPT, BRASS
8	6	124393-005	FITTING-MALE CONNECTOR, 1/4 TUBE X 1/4 NPT
9	5	124393-004	FITTING-MALE CONNECTOR, 1/4 TUBE X 1/8 NPT
10	2	111098-002	NIPPLE, 1/8 NPT X 1/4 NPT X CLOSE, BRASS
11	2	90084	VALVE-SHUTTLE
12	1	6150	CROSS-PIPE, 0.25 NPT, BRASS
13	2	124349-010	FITTING-ELBOW, 90° MALE, 3/8 TUBE X 1/4 NPT
14	2	122636	ELBOW-PIPE, 1/4 NPT, BRASS
15	3	122212	ELBOW-PIPE, 1/8 NPT X 1/4, BRASS
16	4	121160	PLUG-PIPE, 1/8 NPT
17	1	125025-007	ORIFICE-LINE FILTER (0.060)
18	1	120496-5	VALVE-SOLENOID, 3-WAY
19	1	128826	ASSEMBLY-BLOWDOWN VALVE
20	1	129731	FILTER-LINE, AUTOMATIC
21	1	21969	VALVE-DIFFERENTIAL PILOT
22	1	121032-14	NIPPLE-PIPE, 1/4 NPT X 1.25, BRASS
23	1	122056	VALVE-CHECK
24	32.0 FT	140620-003	TUBING-NYLON, 1/4 O.D.
25	5.0 FT	140620-004	TUBING-NYLON, 3/8 O.D.
26	1	22455	CONNECTOR-ELECTRICAL, 1/2
27	1	8052	LOCKNUT-CONDUIT, 1/2
28	1	110428W038	FLATWASHER, 3/8
29	1	124370-L02	LOCKNUT-3/8-16 UNC
30	1	123478-L12	SCREW-CAP, 3/8-16 UNC X 1.00, GRADE 5 (@ 23 FT-LBS)
31	1	122417	BRACKET-LINE FILTER HANGER
32	2	129545	GAUGE-SIGHT FLOW
33	1	128883-106	PLUG-PIPE, 1-1/16-12, SAE O-RING

COMPONENT MAINTENANCE PARTS

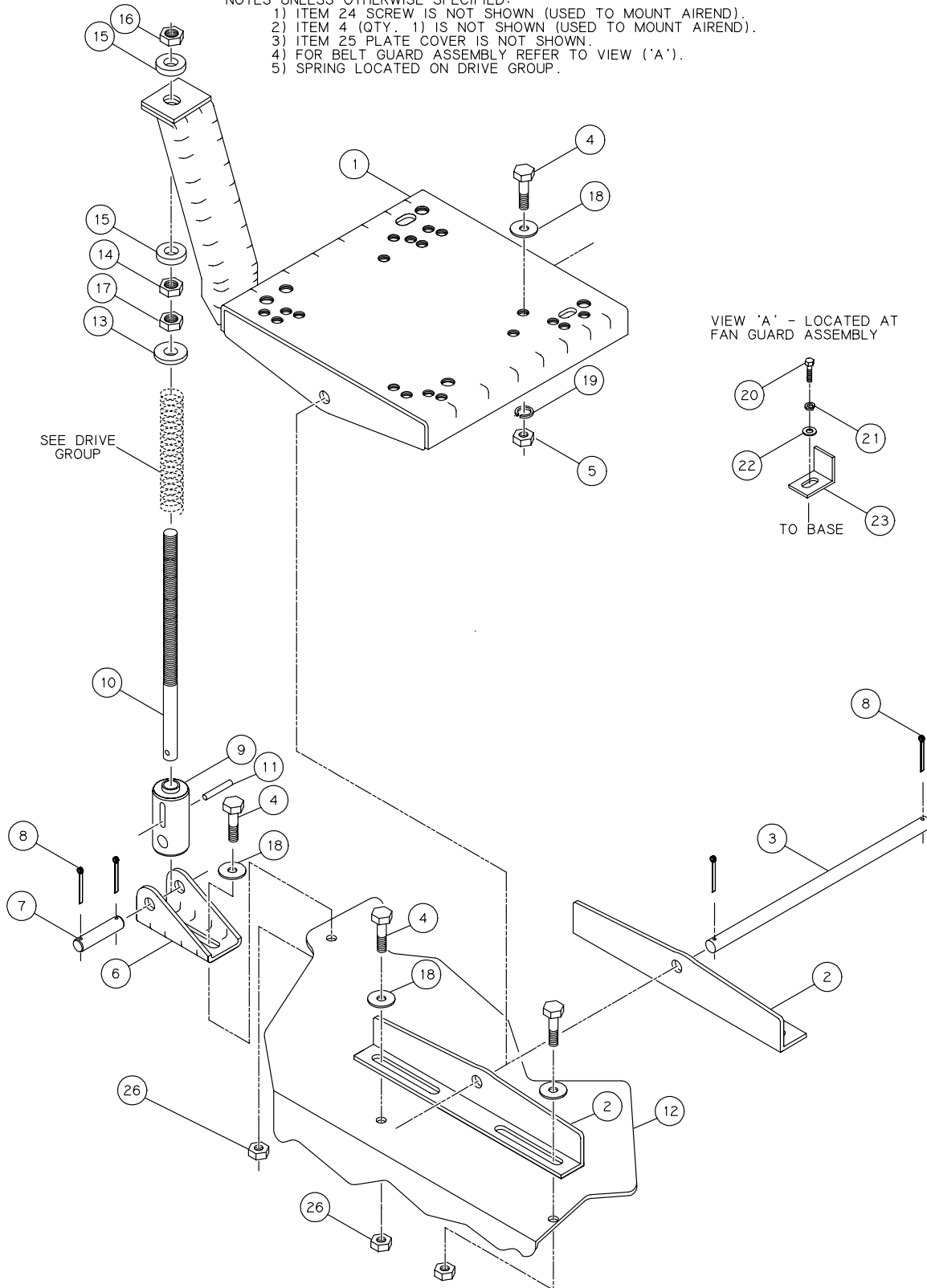
A	1	129731-050	KIT-LINE FILTER <i>(includes bowl seal, filter element, gasket)</i>
B	1	20775	KIT-DIFFERENTIAL PILOT VALVE <i>(includes diaphragm, diaphragm gaskets, seat gasket, seat disk, seat ring)</i>
C	2	129545-050	KIT-FLOW GAUGE
D	1	140406-912	O-RING, VITON

@ indicates torque value in foot pounds. *(lubricated threads)*

BASE GROUP

142637-001 (15HP - 30HP)

NOTES-UNLESS OTHERWISE SPECIFIED:
 1) ITEM 24 SCREW IS NOT SHOWN (USED TO MOUNT AIREND).
 2) ITEM 4 (QTY. 1) IS NOT SHOWN (USED TO MOUNT AIREND).
 3) ITEM 25 PLATE COVER IS NOT SHOWN.
 4) FOR BELT GUARD ASSEMBLY REFER TO VIEW ('A').
 5) SPRING LOCATED ON DRIVE GROUP.



BASE GROUP
142637-001 (15HP - 30HP)

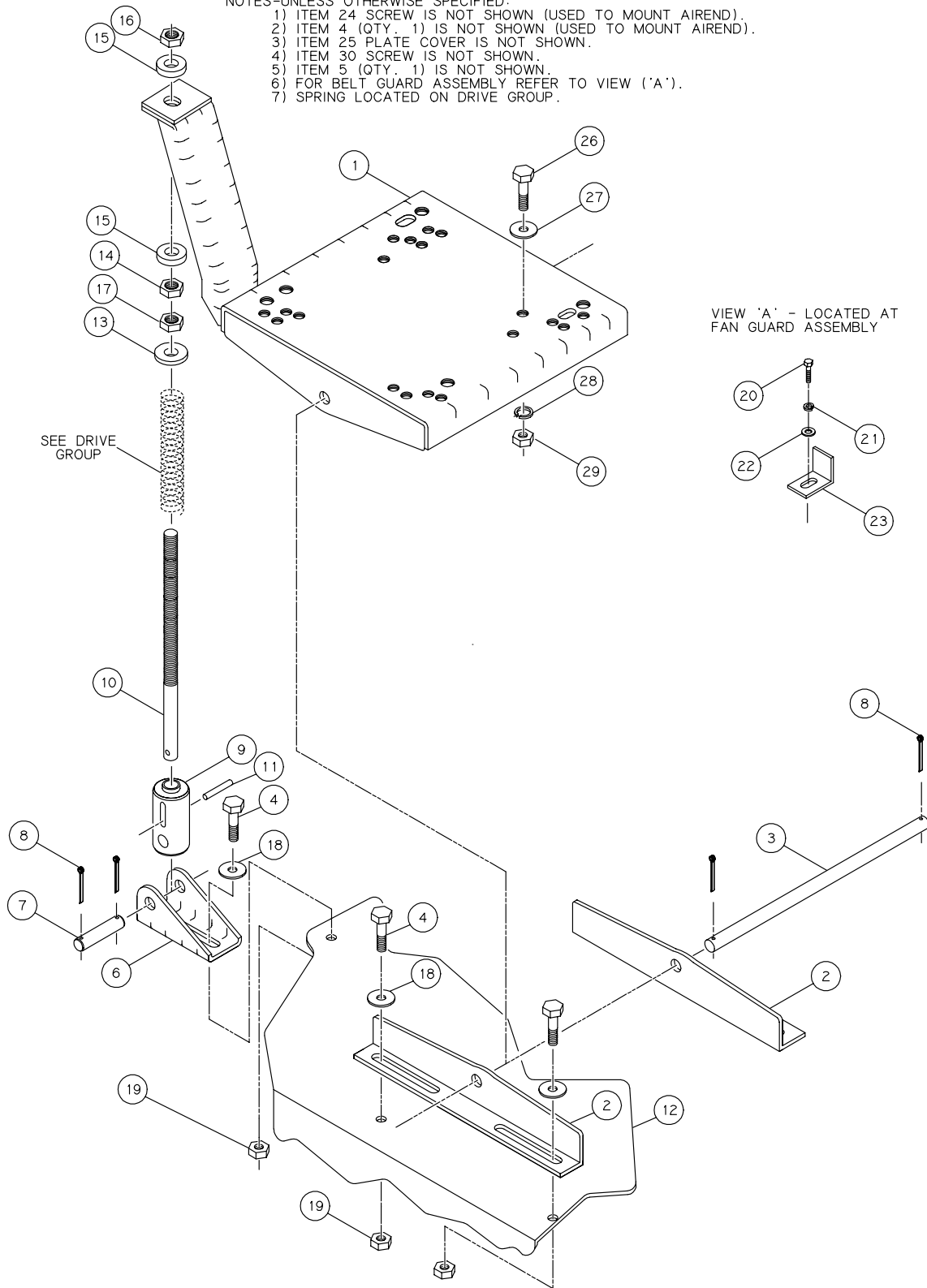
ITEM NUMBER	QTY.	PART NUMBER	DESCRIPTION
1	1	142636	BASE-MOTOR
2	2	142635	SUPPORT-MOTORBASE
3	1	142624-2	PIN-CLEVIS
4	10	123478-N15	SCREW-CAP, 1/2-13 UNC X 1.50, GRADE 5 (@ 55 FT-LBS)
5	6	142667-N02	NUT-HEX, 1/2-13 UNC, ZINC
6	1	142634	CLEVIS-SUPPORT, SPRING TENSIONER
7	1	142624-1	PIN-CLEVIS
8	4	142818-41	PIN-COTTER
9	1	142621	ADAPTER-SPRING TENSIONER
10	1	142623	ROD-ADJUST
11	1	110705-J22	PIN-ROLL, 5/16 X 2.00
12	1	140116	BASE
13	1	142622	WASHER-SPRING
14	1	142835-R02	NUT-LOCK, 3/4-10 UNC, ZINC PLATED
15	2	142837-6	WASHER-SPHERICAL
16	1	142833-S02	NUT-JAM, 3/4-10 UNC, ZINC PLATED
17	1	142667-R02	NUT-HEX, 3/4-10 UNC, ZINC
18	10	110428W050	FLATWASHER, 1/2
19	5	123115-08C	LOCKWASHER, 1/2
20	2	123478-K10	SCREW-CAP, 5/16-18 UNC X 0.75, GRADE 5 (@ 13 FT-LBS)
21	2	123115-05C	LOCKWASHER, 5/16
22	2	110428W031	FLATWASHER, 5/16
23	2	125157	CLIP-RETAINING
24	2	90386-N16	SCREW-COUNTERBORE, 1/2-13 UNC X 1.75, GRADE 8 (@ 80 FT-LBS)
25	1	129728	PLATE-COVER, BASE
26	5	142835-N02	NUT-LOCK, 1/2-13 UNC, ZINC PLATED

@ indicates torque value in foot pounds. (lubricated threads)

BASE GROUP

142637-002 (40HP - 50HP)

- NOTES-UNLESS OTHERWISE SPECIFIED:
- 1) ITEM 24 SCREW IS NOT SHOWN (USED TO MOUNT AIREND).
 - 2) ITEM 4 (QTY. 1) IS NOT SHOWN (USED TO MOUNT AIREND).
 - 3) ITEM 25 PLATE COVER IS NOT SHOWN.
 - 4) ITEM 30 SCREW IS NOT SHOWN.
 - 5) ITEM 5 (QTY. 1) IS NOT SHOWN.
 - 6) FOR BELT GUARD ASSEMBLY REFER TO VIEW ('A').
 - 7) SPRING LOCATED ON DRIVE GROUP.

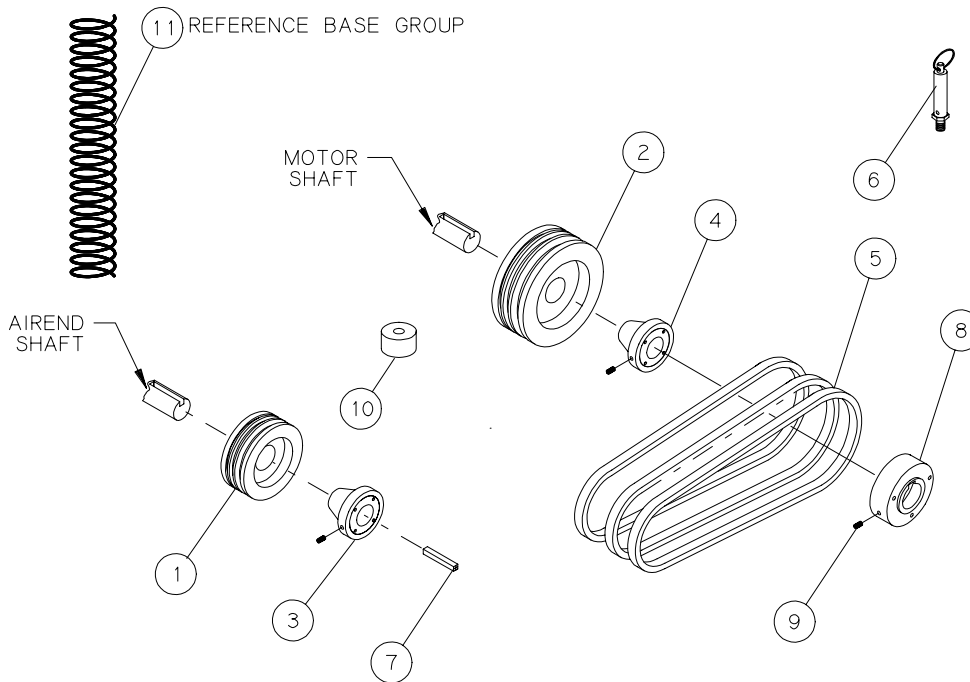


BASE GROUP
142637-002 (40HP - 50HP)

ITEM NUMBER	QTY.	PART NUMBER	DESCRIPTION
1	1	142636	BASE-MOTOR
2	2	142635	SUPPORT-MOTORBASE
3	1	142624-2	PIN-CLEVIS
4	6	123478-N15	SCREW-CAP, 1/2-13 UNC X 1.50, GRADE 5 (@ 55 FT-LBS)
5	1	142667-N02	NUT-HEX, 1/2-13 UNC, ZINC
6	1	142634	CLEVIS-SUPPORT, SPRING TENSIONER
7	1	142624-1	PIN-CLEVIS
8	4	142818-41	PIN-COTTER
9	1	142621	ADAPTER-SPRING TENSIONER
10	1	142623	ROD-ADJUST
11	1	110705-J22	PIN-ROLL, 5/16 X 2.00
12	1	140116	BASE
13	1	142622	WASHER-SPRING
14	1	142835-R02	NUT-LOCK, 3/4-10 UNC, ZINC PLATED
15	2	142837-6	WASHER-SPHERICAL
16	1	142833-S02	NUT-JAM, 3/4-10 UNC, ZINC PLATED
17	1	142667-R02	NUT-HEX, 3/4-10 UNC, ZINC
18	5	110428W050	FLATWASHER, 1/2
19	5	142835-N02	NUT-LOCK, 1/2-13 UNC, ZINC PLATED
20	2	123478-K10	SCREW-CAP, 5/16-18 UNC X 0.75, GRADE 5 (@ 13 FT-LBS)
21	2	123115-05C	LOCKWASHER, 5/16
22	2	110428W031	FLATWASHER, 5/16
23	2	125157	CLIP-RETAINING
24	2	90386-N16	SCREW-COUNTERBORE, 1/2-13 UNC X 1.75, GRADE 8 (@ 80 FT-LBS)
25	1	129728	PLATE-COVER, BASE
26	4	123478-Q17	SCREW-CAP, 5/8-11 UNC X 2.00, GRADE 5 (@ 110 FT-LBS)
27	4	110428W062	FLATWASHER, 5/8
28	4	123115-10C	LOCKWASHER, 5/8
29	4	124364-Q02	NUT-HEX, 5/8-11 UNC
30	2	123478-J10	SCREW-CAP, 1/4-20 UNC X 0.74, GRADE 5 (@ 6 FT-LBS)

@ indicates torque value in foot pounds. (lubricated threads)

DRIVE GROUP (100 PSI, 60Hz)



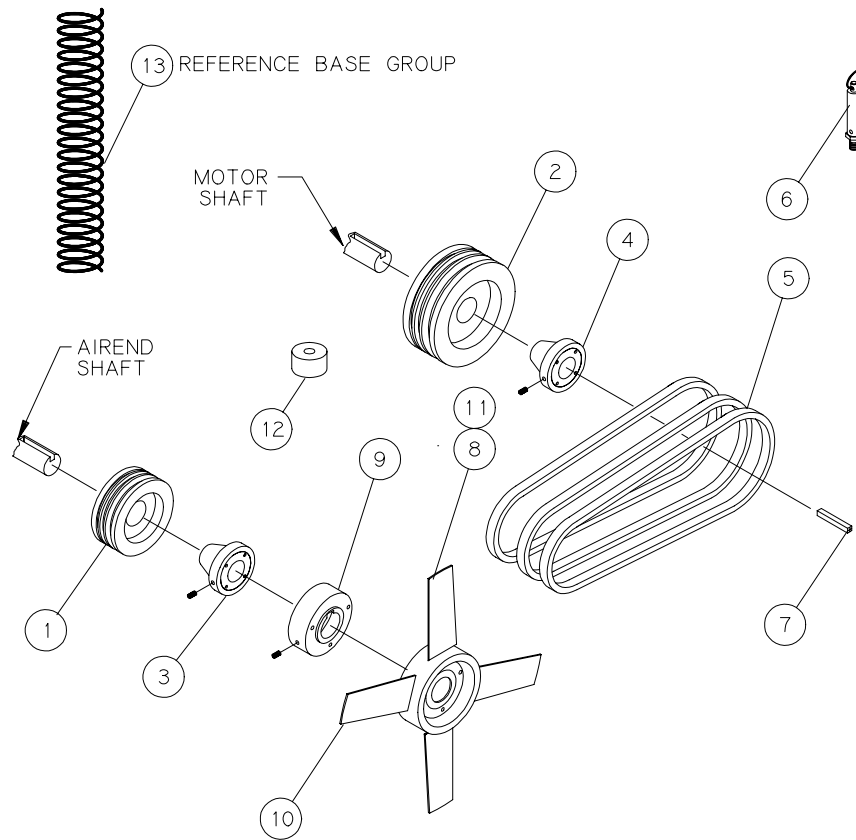
NOTE:
ITEMS 8 & 9 ARE NOT USED ON WATERCOOLED UNITS
ITEM 10 IS NOT USED IN ALL APPLICATIONS. SEE B/M.

ITEM NUMBER	QTY.	PART NUMBER	PART NUMBER	DESCRIPTION
AIR-COOLED (AC) & WATER-COOLED (LESS CABINET) (WC)				
		142843-151 (AC)	142843-201 (AC)	
		142843-154 (WC)	142843-204 (WC)	
		15HP	20HP	
1	1	125149		SHEAVE-4 GROOVE, 6.50 O.D.
	1		121582	SHEAVE-4 GROOVE, 6.00 O.D.
2	1	125147		SHEAVE-4 GROOVE, 4.75 O.D.
	1		125148	SHEAVE-4 GROOVE, 5.60 O.D.
3	1	121175	←	BUSHING-SHEAVE
4	1	125150	←	BUSHING-SHEAVE
5	1	128085-456	←	BELT-MATCHED SET
6	1	110513-165	←	VALVE-PRESSURE RELIEF
7	1	20109	←	KEY-SQUARE
8	1	125301	←	HUB-FAN (<i>air-cooled only</i>)
9	2	2598	←	SCREW-SET, SOCKET, 3/8-16 UNC X 0.375 (<i>air-cooled only</i>)
10		NOT USED	←	SPACER-MOTOR
11	1	142625-003	←	SPRING-PRESSURE

**DRIVE GROUP
(100 PSI, 60Hz)**

ITEM NUMBER	QTY.	PART NUMBER	PART NUMBER	DESCRIPTION
AIR-COOLED (AC) & WATER-COOLED (LESS CABINET) (WC)				
		142843-251 (AC) 142843-254 (WC) 25HP	142843-301 (AC) 142843-304 (WC) 30HP	
1	1	125149		SHEAVE-4 GROOVE, 6.50 O.D.
	1		125326	SHEAVE-5 GROOVE, 5.30 O.D.
2	1	122588		SHEAVE-4 GROOVE, 8.00 O.D.
	1		121171	SHEAVE-5 GROOVE, 8.00 O.D.
3	1	121178	121175	BUSHING-SHEAVE
4	1	121175	121178	BUSHING-SHEAVE
5	1	128085-463	128085-560	BELT-MATCHED SET
6	1	110513-165	←	VALVE-PRESSURE RELIEF
7	1	20109	←	KEY-SQUARE
8	1	125301-3	128778-2	HUB-FAN (<i>air-cooled only</i>)
9	2	2598	←	SCREW-SET, SOCKET, 3/8-16 UNC X 0.375 (<i>air-cooled only</i>)
10		NOT USED	129059-3	SPACER-MOTOR
11	1	142625-004	142625-005	SPRING-PRESSURE
		142843-401 (AC) 142843-404 (WC) 40HP	142843-501 (AC) 142843-506 (WC) 50HP	
1	1	125326		SHEAVE-5 GROOVE, 5.30 O.D.
	1		125879	SHEAVE-3 GROOVE, 5.50 O.D.
2	1	125327		SHEAVE-5 GROOVE, 10.60 O.D.
	1		125886	SHEAVE-3 GROOVE, 13.20 O.D.
3	1	121175	124714	BUSHING-SHEAVE
4	1	121172	9212	BUSHING-SHEAVE
5	1	128085-563	128770-371	BELT-MATCHED SET
6	1	141478-165	←	VALVE-PRESSURE RELIEF
7	1	20109	←	KEY-SQUARE
8	1	128778-1	125302	HUB-FAN (<i>air-cooled only</i>)
9	2	2598	←	SCREW-SET, SOCKET, 3/8-16 UNC X 0.375 (<i>air-cooled only</i>)
10		NOT USED	←	SPACER-MOTOR
11	1	142625-005	←	SPRING-PRESSURE

DRIVE GROUP (100 PSI, 60Hz)



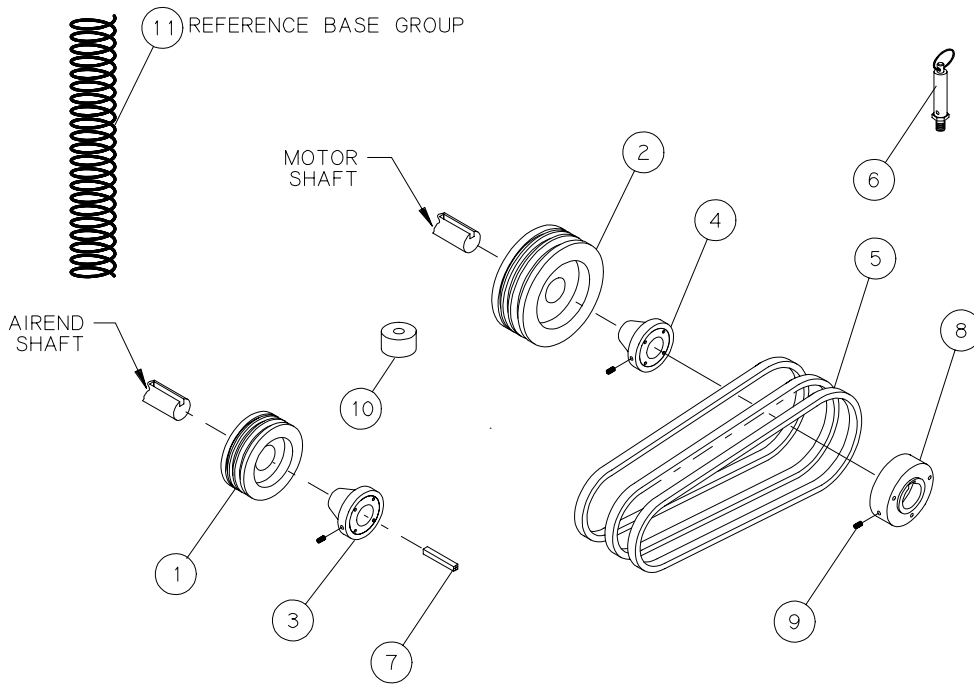
ITEM NUMBER	QTY.	PART NUMBER	PART NUMBER	DESCRIPTION
WATER-COOLED (WITH CABINET)				
		142843F154	142843F204	
		15HP	20HP	
1	1	125149		SHEAVE-4 GROOVE, 6.50 O.D.
			121582	SHEAVE-4 GROOVE, 6.00 O.D.
2	1	125147		SHEAVE-4 GROOVE, 4.75 O.D.
			125148	SHEAVE-4 GROOVE, 5.60 O.D.
3	1	121175	←	BUSHING-SHEAVE
4	1	125150	←	BUSHING-SHEAVE
5	1	128085-456	←	BELT-MATCHED SET
6	1	110513-165	←	VALVE-PRESSURE RELIEF
7	1	20109	←	KEY-SQUARE
8	4	110428W031	←	FLATWASHER, 5/16
9	1	129182	←	HUB-FAN
10	1	129183-001	←	FAN-CW, 10.00 O.D.
11	4	127984-J12	←	SCREW-CAP, 1/4-20 UNC X 1.00, GRADE 5 (@ 6 FT-LBS)
12		NOT USED	←	SPACER-MOTOR
13	1	142625-003	←	SPRING-PRESSURE

**DRIVE GROUP
(100 PSI, 60Hz)**

ITEM NUMBER	QTY.	PART NUMBER	PART NUMBER	DESCRIPTION
WATER-COOLED (WITH CABINET)				
		142843F254 25HP	142843F304 30HP	
1	1	125149		SHEAVE-4 GROOVE, 6.50 O.D.
	1		125326	SHEAVE-5 GROOVE, 5.30 O.D.
2	1	122588		SHEAVE-4 GROOVE, 8.00 O.D.
	1		121171	SHEAVE-5 GROOVE, 8.00 O.D.
3	1	121178	121175	BUSHING-SHEAVE
4	1	121175	121178	BUSHING-SHEAVE
5	1	128085-463	128085-560	BELT-MATCHED SET
6	1	110513-165	141477-165	VALVE-PRESSURE RELIEF
7	1	20109	←	KEY-SQUARE
8	4	110428W031	←	FLATWASHER, 5/16
9	1	129182	←	HUB-FAN
10	1	129183-001	←	FAN-CW, 10.00 O.D.
11	4	127984-J14	←	SCREW-CAP, 1/4-20 UNC X 1.25, GRADE 5 (@ 6 FT-LBS)
12	4	NOT USED	129059-3	SPACER-MOTOR
13	1	142625-004	142625-005	SPRING-PRESSURE
		142843F404 40HP	142843F506 50HP	
1	1	125326		SHEAVE-5 GROOVE, 5.30 O.D.
	1		125879	SHEAVE-3 GROOVE, 5.50 O.D.
2	1	125327		SHEAVE-5 GROOVE, 10.60 O.D.
	1		125886	SHEAVE-3 GROOVE, 13.20 O.D.
3	1	121175	124714	BUSHING-SHEAVE
4	1	121172	9212	BUSHING-SHEAVE
5	1	128085-563	128770-371	BELT-MATCHED SET
6	1	141478-165	←	VALVE-PRESSURE RELIEF
7	1	20109	←	KEY-SQUARE
8	4	110428W031	←	FLATWASHER, 5/16
9	1	129182	129182-001	HUB-FAN
10	1	129183-001	←	FAN-CW, 10.00 O.D.
11	4	127984-J14	←	SCREW-CAP, 1/4-20 UNC X 1.25, GRADE 5 (@ 6 FT-LBS)
12		NOT USED	←	SPACER-MOTOR
13	1	142625-005	←	SPRING-PRESSURE

@ indicates torque value in foot pounds. (lubricated threads)

DRIVE GROUP (125 PSI, 60Hz)



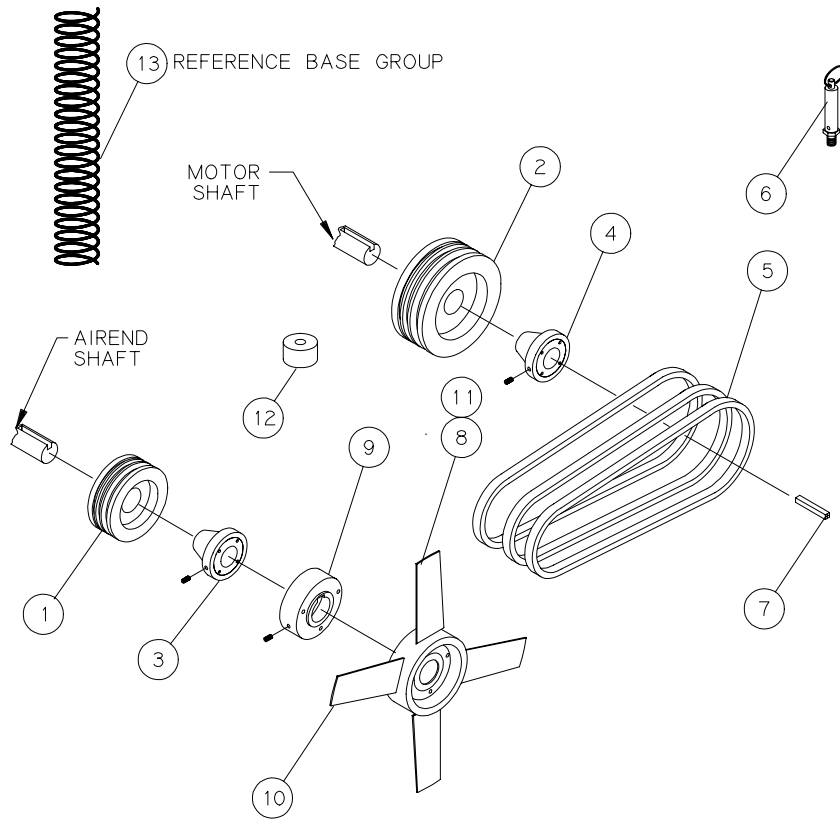
NOTE:
ITEMS 8 & 9 ARE NOT USED ON WATERCOOLED UNITS
ITEM 10 IS NOT USED IN ALL APPLICATIONS. SEE B/M.

ITEM NUMBER	QTY.	PART NUMBER	PART NUMBER	DESCRIPTION
AIR-COOLED (AC) & WATER-COOLED (LESS CABINET) (WC)				
		142843-152 (AC)	142843-202 (AC)	
		142843-155 (WC)	142843-205 (WC)	
		15HP	20HP	
1	1	122588		SHEAVE-4 GROOVE, 8.00 O.D.
	1		121583	SHEAVE-4 GROOVE, 6.90 O.D.
2	1	125147		SHEAVE-4 GROOVE, 4.75 O.D.
	1		125148	SHEAVE-4 GROOVE, 5.60 O.D.
3	1	121175	←	BUSHING-SHEAVE
4	1	125150	←	BUSHING-SHEAVE
5	1	128085-460	←	BELT-MATCHED SET
6	1	110513-165	←	VALVE-PRESSURE RELIEF
7	1	20109	←	KEY-SQUARE
8	1	125301	←	HUB-FAN (<i>air-cooled only</i>)
9	2	2598	←	SCREW-SET, SOCKET, 3/8-16 UNC X 0.375 (<i>air-cooled only</i>)
10		NOT USED	←	SPACER-MOTOR
11	1	142625-003	←	SPRING-PRESSURE

**DRIVE GROUP
(125 PSI, 60Hz)**

ITEM NUMBER	QTY.	PART NUMBER	PART NUMBER	DESCRIPTION
AIR-COOLED (AC) & WATER-COOLED (LESS CABINET) (WC)				
		142843-252 (AC) 142843-257 (WC) 25HP	142843-302 (AC) 142843-307 (WC) 30HP	
1	1	121583		SHEAVE-4 GROOVE, 6.90 O.D.
	1		121174	SHEAVE-5 GROOVE, 6.00 O.D.
2	1	122588		SHEAVE-4 GROOVE, 8.00 O.D.
	1		121171	SHEAVE-5 GROOVE, 8.00 O.D.
3	1	121175	←	BUSHING-SHEAVE
4	1	121178	←	BUSHING-SHEAVE
5	1	128085-463	128085-560	BELT-MATCHED SET
6	1	110513-165	←	VALVE-PRESSURE RELIEF
7	1	20109	←	KEY-SQUARE
8	1	125301-3	128778-2	HUB-FAN (<i>air-cooled only</i>)
9	2	2598	←	SCREW-SET, SOCKET, 3/8-16 UNC X 0.375 (<i>air-cooled only</i>)
10		NOT USED	129059-3	SPACER-MOTOR
11	1	142625-004	142625-005	SPRING-PRESSURE
		142843-402 (AC) 142843-407 (WC) 40HP	142843-502 (AC) 142843-507 (WC) 50HP	
1	1	140266-004		SHEAVE-3 GROOVE, 5.20 O.D.
	1		125879	SHEAVE-3 GROOVE, 5.50 O.D.
2	1	140266-010		SHEAVE-3 GROOVE, 9.00 O.D.
	1		125884	SHEAVE-3 GROOVE, 11.80 O.D.
3	1	124714	←	BUSHING-SHEAVE
4	1	9952	←	BUSHING-SHEAVE
5	1	128770-363	128770-367	BELT-MATCHED SET
6	1	141478-165	←	VALVE-PRESSURE RELIEF
7	1	20109	←	KEY-SQUARE
8	1	128778-1	125302	HUB-FAN (<i>air-cooled only</i>)
9	2	2598	←	SCREW-SET, SOCKET, 3/8-16 UNC X 0.375 (<i>air-cooled only</i>)
10		NOT USED	←	SPACER-MOTOR
11	1	142625-005	←	SPRING-PRESSURE

DRIVE GROUP (125 PSI, 60Hz)



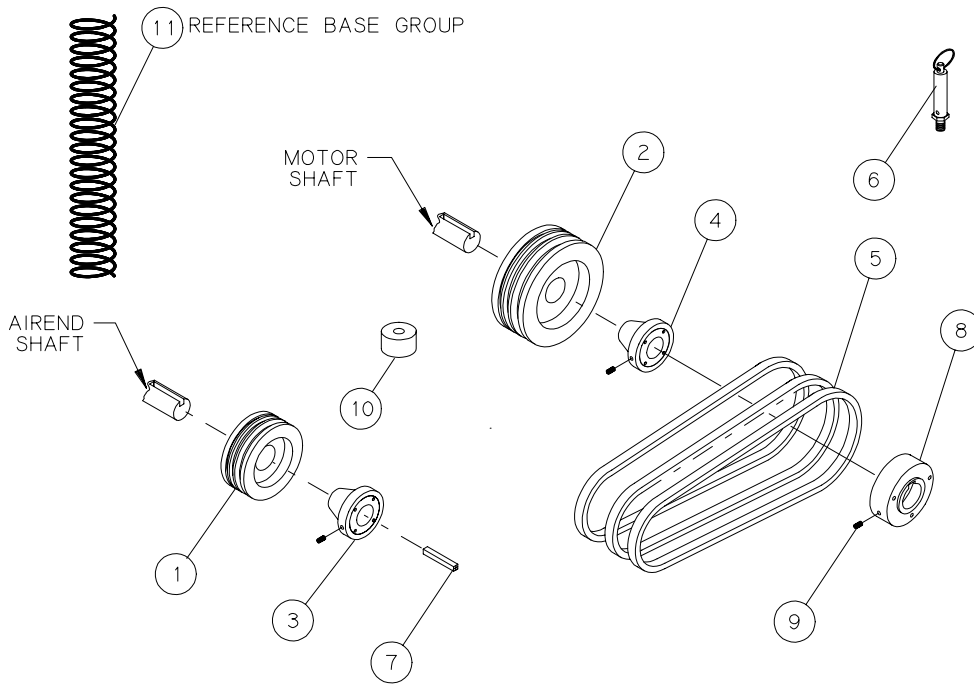
ITEM NUMBER	QTY.	PART NUMBER	PART NUMBER	DESCRIPTION
WATER-COOLED (WITH CABINET)				
		142843F155 15HP	142843F205 20HP	
1	1	122588		SHEAVE-4 GROOVE, 8.00 O.D.
			121583	SHEAVE-4 GROOVE, 6.90 O.D.
2	1	125147		SHEAVE-4 GROOVE, 4.75 O.D.
			125148	SHEAVE-4 GROOVE, 5.60 O.D.
3	1	121175	←	BUSHING-SHEAVE
4	1	125150	←	BUSHING-SHEAVE
5	1	128085-460	←	BELT-MATCHED SET
6	1	110513-165	←	VALVE-PRESSURE RELIEF
7	1	20109	←	KEY-SQUARE
8	4	110428W031	←	FLATWASHER, 5/16
9	1	129182	←	HUB-FAN
10	1	129183-001	←	FAN-CW, 10.00 O.D.
11	4	127984-J12	←	SCREW-CAP, 1/4-20 UNC X 1.00, GRADE 5 (@ 6 FT-LBS)
12		NOT USED	←	SPACER-MOTOR
13	1	142625-003	←	SPRING-PRESSURE

**DRIVE GROUP
(125 PSI, 60Hz)**

ITEM NUMBER	QTY.	PART NUMBER	PART NUMBER	DESCRIPTION
WATER-COOLED (WITH CABINET)				
		142843F257 25HP	142843F307 30HP	
1	1	121583		SHEAVE-4 GROOVE, 6.90 O.D.
	1		121174	SHEAVE-5 GROOVE, 6.00 O.D.
2	1	122588		SHEAVE-4 GROOVE, 8.00 O.D.
	1		121171	SHEAVE-5 GROOVE, 8.00 O.D.
3	1	121175	←	BUSHING-SHEAVE
4	1	121178	←	BUSHING-SHEAVE
5	1	128085-463	128085-560	BELT-MATCHED SET
6	1	110513-165	141477-165	VALVE-PRESSURE RELIEF
7	1	20109	←	KEY-SQUARE
8	4	110428W031	←	FLATWASHER, 5/16
9	1	129182	←	HUB-FAN
10	1	129183-001	←	FAN-CW, 10.00 O.D.
11	4	127984-J14	←	SCREW-CAP, 1/4-20 UNC X 1.25, GRADE 5 (@ 6 FT-LBS)
12	4	NOT USED	129059-3	SPACER-MOTOR
13	1	142625-004	142625-005	SPRING-PRESSURE
		142843F407 40HP	142843F507 50HP	
1	1	140266-004		SHEAVE-3 GROOVE, 5.20 O.D.
	1		125879	SHEAVE-3 GROOVE, 5.50 O.D.
2	1	140266-010		SHEAVE-3 GROOVE, 9.00 O.D.
	1		125884	SHEAVE-3 GROOVE, 11.80 O.D.
3	1	124714	←	BUSHING-SHEAVE
4	1	9952	←	BUSHING-SHEAVE
5	1	128770-363	128770-367	BELT-MATCHED SET
6	1	141478-165	←	VALVE-PRESSURE RELIEF
7	1	20109	←	KEY-SQUARE
8	4	110428W031	←	FLATWASHER, 5/16
9	1	129182-001	←	HUB-FAN
10	1	129183-001	←	FAN-CW, 10.00 O.D.
11	4	127984-J14	←	SCREW-CAP, 1/4-20 UNC X 1.25, GRADE 5 (@ 6 FT-LBS)
12		NOT USED	←	SPACER-MOTOR
13	1	142625-005	←	SPRING-PRESSURE

@ indicates torque value in foot pounds. (lubricated threads)

DRIVE GROUP (150 PSI, 60Hz)



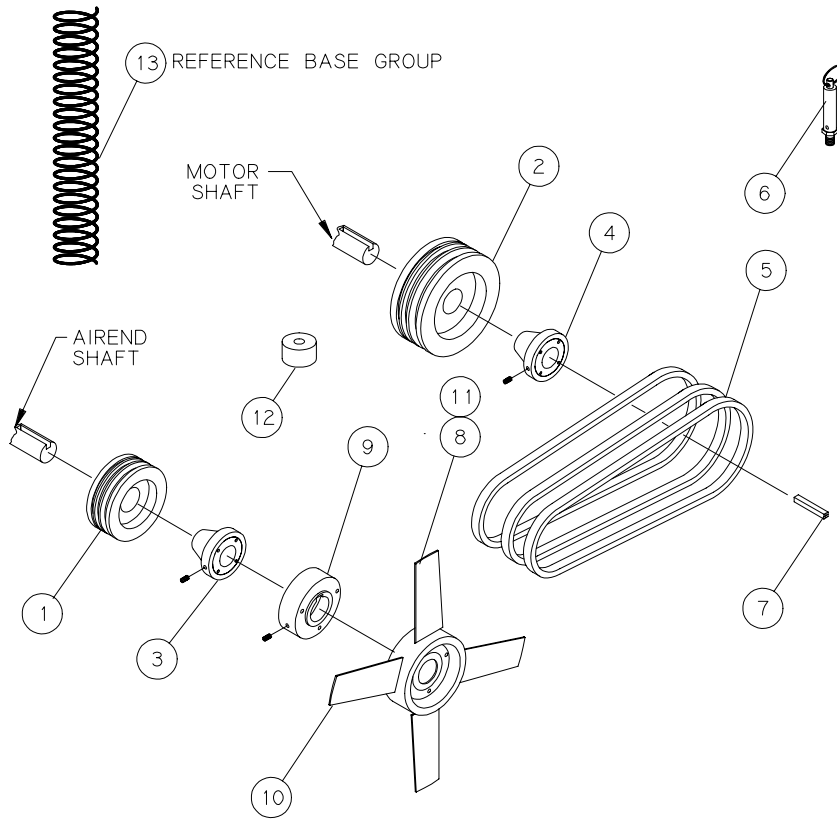
NOTE:
ITEMS 8 & 9 ARE NOT USED ON WATERCOOLED UNITS
ITEM 10 IS NOT USED IN ALL APPLICATIONS. SEE B/M.

ITEM NUMBER	QTY.	PART NUMBER	PART NUMBER	DESCRIPTION
AIR-COOLED (AC) & WATER-COOLED (LESS CABINET) (WC)				
		142843-153 (AC)	142843-203 (AC)	
		142843-156 (WC)	142843-206 (WC)	
		15HP	20HP	
1	1	122588	←	SHEAVE-4 GROOVE, 8.00 O.D.
2	1	125147		SHEAVE-4 GROOVE, 4.75 O.D.
	1		125148	SHEAVE-4 GROOVE, 5.60 O.D.
3	1	121175	←	BUSHING-SHEAVE
4	1	125150	←	BUSHING-SHEAVE
5	1	128085-460	←	BELT-MATCHED SET
6	1	110513-175	←	VALVE-PRESSURE RELIEF
7	1	20109	←	KEY-SQUARE
8	1	125301	←	HUB-FAN (<i>air-cooled only</i>)
9	2	2598	←	SCREW-SET, SOCKET, 3/8-16 UNC X 0.375 (<i>air-cooled only</i>)
10		NOT USED	←	SPACER-MOTOR
11	1	142625-003	←	SPRING-PRESSURE

**DRIVE GROUP
(150 PSI, 60Hz)**

ITEM NUMBER	QTY.	PART NUMBER	PART NUMBER	DESCRIPTION
AIR-COOLED (AC) & WATER-COOLED (LESS CABINET) (WC)				
		142843-253 (AC) 142843-258 (WC) 25HP	142843-303 (AC) 142843-308 (WC) 30HP	
1	1	122588		SHEAVE-4 GROOVE, 8.00 O.D.
			121179	SHEAVE-5 GROOVE, 6.50 O.D.
2	1	122588		SHEAVE-4 GROOVE, 8.00 O.D.
	1		121171	SHEAVE-5 GROOVE, 8.00 O.D.
3	1	121175	←	BUSHING-SHEAVE
4	1	121178	←	BUSHING-SHEAVE
5	1	128085-463	128085-560	BELT-MATCHED SET
6	1	110513-175	141477-175	VALVE-PRESSURE RELIEF
7	1	20109	←	KEY-SQUARE
8	1	125301-3	128778-2	HUB-FAN (<i>air-cooled only</i>)
9	2	2598	←	SCREW-SET, SOCKET, 3/8-16 UNC X 0.375 (<i>air-cooled only</i>)
10		NOT USED	129059-3	SPACER-MOTOR
11	1	142625-004	142625-005	SPRING-PRESSURE
		142843-403 (AC) 142843-408 (WC) 40HP	142843-503 (AC) 142843-508 (WC) 50HP	
1	1	121179		SHEAVE-5 GROOVE, 6.50 O.D.
	1		128695	SHEAVE-3 GROOVE, 6.70 O.D.
2	1	125327		SHEAVE-5 GROOVE, 10.60 O.D.
	1		125886	SHEAVE-3 GROOVE, 13.20 O.D.
3	1	121175	←	BUSHING-SHEAVE
4	1	121172	9212	BUSHING-SHEAVE
5	1	128085-567	128770-371	BELT-MATCHED SET
6	1	141478-175	←	VALVE-PRESSURE RELIEF
7	1	20109	←	KEY-SQUARE
8	1	128778-1	125302	HUB-FAN (<i>air-cooled only</i>)
9	2	2598	←	SCREW-SET, SOCKET, 3/8-16 UNC X 0.375 (<i>air-cooled only</i>)
10		NOT USED	←	SPACER-MOTOR
11	1	142625-005	←	SPRING-PRESSURE

DRIVE GROUP (150 PSI, 60Hz)



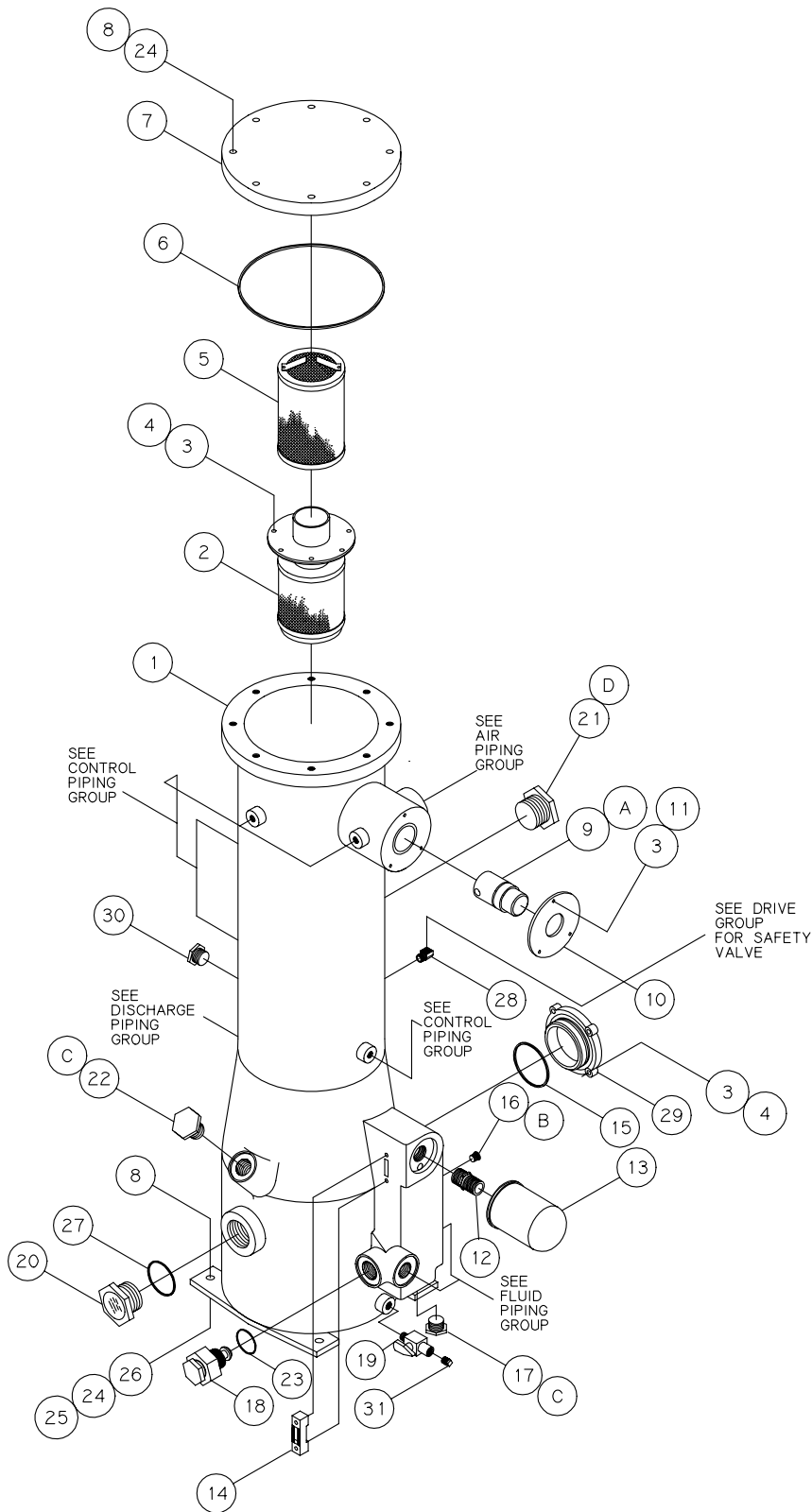
ITEM NUMBER	QTY.	PART NUMBER	PART NUMBER	DESCRIPTION
WATER-COOLED (WITH CABINET)				
		142843F156 15HP	142843F206 20HP	
1	1	122588	←	SHEAVE-4 GROOVE, 8.00 O.D.
2	1	125147	←	SHEAVE-4 GROOVE, 4.75 O.D.
			125148	SHEAVE-4 GROOVE, 5.60 O.D.
3	1	121175	←	BUSHING-SHEAVE
4	1	125150	←	BUSHING-SHEAVE
5	1	128085-450	128085-460	BELT-MATCHED SET
6	1	110513-175	←	VALVE-PRESSURE RELIEF
7	1	20109	←	KEY-SQUARE
8	4	110428W031	←	FLATWASHER, 5/16
9	1	129182	←	HUB-FAN
10	1	129183-001	←	FAN-CW, 10.00 O.D.
11	4	127984-J12	←	SCREW-CAP, 1/4-20 UNC X 1.00, GRADE 5 (@ 6 FT-LBS)
12		NOT USED	←	SPACER-MOTOR
13	1	142625-003	←	SPRING-PRESSURE

**DRIVE GROUP
(150 PSI, 60Hz)**

ITEM NUMBER	QTY.	PART NUMBER	PART NUMBER	DESCRIPTION
WATER-COOLED (WITH CABINET)				
		142843F258 25HP	142843F308 30HP	
1	1	122588		SHEAVE-4 GROOVE, 8.00 O.D.
	1		121179	SHEAVE-5 GROOVE, 6.50 O.D.
2	1	122588		SHEAVE-4 GROOVE, 8.00 O.D.
	1		121171	SHEAVE-5 GROOVE, 8.00 O.D.
3	1	121175	←	BUSHING-SHEAVE
4	1	121178	←	BUSHING-SHEAVE
5	1	128085-463	128085-560	BELT-MATCHED SET
6	1	110513-175	141477-175	VALVE-PRESSURE RELIEF
7	1	20109	←	KEY-SQUARE
8	4	110428W031	←	FLATWASHER, 5/16
9	1	129182	←	HUB-FAN
10	1	129183-001	←	FAN-CW, 10.00 O.D.
11	4	127984-J14	←	SCREW-CAP, 1/4-20 UNC X 1.25, GRADE 5 (@ 6 FT-LBS)
12	4	NOT USED	129059-3	SPACER-MOTOR
13	1	142625-004	142625-005	SPRING-PRESSURE
		142843F408 40HP	142843F508 50HP	
1	1	121179		SHEAVE-5 GROOVE, 6.50 O.D.
	1		128695	SHEAVE-3 GROOVE, 6.70 O.D.
2	1	125327		SHEAVE-5 GROOVE, 10.60 O.D.
	1		125886	SHEAVE-3 GROOVE, 13.20 O.D.
3	1	121175	←	BUSHING-SHEAVE
4	1	121172	9212	BUSHING-SHEAVE
5	1	128085-567	128770-371	BELT-MATCHED SET
6	1	141478-175	←	VALVE-PRESSURE RELIEF
7	1	20109	←	KEY-SQUARE
8	4	110428W031	←	FLATWASHER, 5/16
9	1	129182	←	HUB-FAN
10	1	129183-001	←	FAN-CW, 10.00 O.D.
11	4	127984-J14	←	SCREW-CAP, 1/4-20 UNC X 1.25, GRADE 5 (@ 6 FT-LBS)
12		NOT USED	←	SPACER-MOTOR
13	1	142625-005	←	SPRING-PRESSURE

@ indicates torque value in foot pounds. (lubricated threads)

RESERVOIR GROUP (15HP - 30HP)



RESERVOIR GROUP (15HP - 30HP)

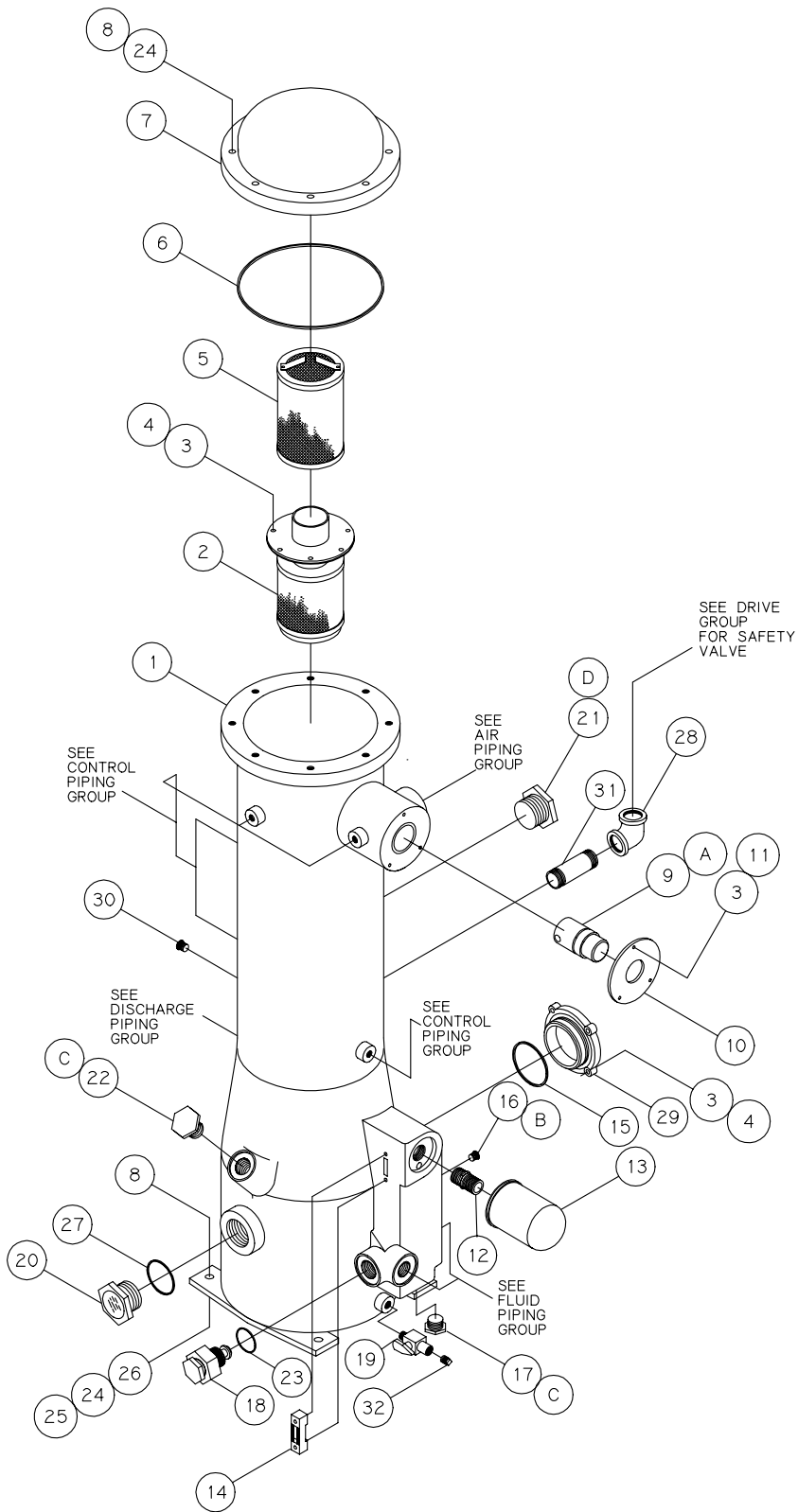
ITEM NUMBER	QTY.	PART NUMBER	PART NUMBER	DESCRIPTION
		AIR-COOLED	WATER-COOLED	
		141548-001	141548-003	
1	1	141518-2	←	RESERVOIR
2	1	127138-002	←	SEPARATOR-AIR/FLUID, PRIMARY
3	13	123115-04C	←	LOCKWASHER, 1/4
4	10	123478-J11	←	SCREW-CAP, 1/4-20 UNC X 0.88, GRADE 5 (@ 6 FT-LBS)
5	1	127139-001	←	SEPARATOR-AIR/FLUID, SECONDARY
6	1	123157-373	←	O-RING
7	1	129915	←	PLATE-RESERVOIR COVER
8	12	123478-N16	←	SCREW-CAP, 1/2-13 UNC X 1.75, GRADE 5 (@ 55 FT-LBS)
9	1	128813	←	VALVE-CHECK, MINIMUM PRESSURE
10	1	140113	←	RETAINER-VALVE
11	3	123478-J10	←	SCREW-CAP, 1/4-20 UNC X 0.74, GRADE 5 (@ 6 FT-LBS)
12	1	129515	←	STUD-FILTER, FLUID
13	1	128381-050	←	ELEMENT-FLUID FILTER
14	1	129575-052	←	VISUAL INDICATOR
15	1	22749-151	←	O-RING, VITON
16	1	128883-044	←	PLUG-PIPE, 7/16-20, SAE O-RING
17	1	128883-106	←	PLUG-PIPE, 1-1/16-12, SAE O-RING
18	1	140147		VALVE-THERMAL, CARTRIDGE (<i>air-cooled only</i>)
	1		140649	PLUG-THERMAL VALVE (<i>water-cooled only</i>)
19	1	129251-025	←	VALVE-PLUG
20	1	129843-188	←	SIGHT GLASS
21	1	129770-188	←	CAP-FILLER, SAE O-RING
22	1	129844-106	←	CAP-FILLER, SAE O-RING
23	1	N/A	22749-123	O-RING, VITON
24	12	123115-08C	←	LOCKWASHER, 1/2
25	4	124364-N02	←	NUT-HEX, 1/2-13 UNC
26	4	110428W050	←	FLATWASHER, 1/2
27	1	140406-924	←	O-RING, VITON
28	1	122636	←	ELBOW-PIPE, 1/4 NPT, BRASS
29	1	125567	←	CAP-END, DISCHARGE
30	1	2721	←	PLUG-PIPE, 1/2 NPT
31	1	2574	←	PLUG-PIPE, 1/4 NPT

COMPONENT MAINTENANCE PARTS

A	1	128813-050	←	KIT-MINIMUM PRESSURE CHECK VALVE
B	1	140406-904	←	O-RING, VITON
C	2	140406-912	←	O-RING, VITON
D	1	140406-924	←	O-RING, VITON

@ indicates torque value in foot pounds. (*lubricated threads*)

RESERVOIR GROUP (40HP - 50HP)



RESERVOIR GROUP (40HP - 50HP)

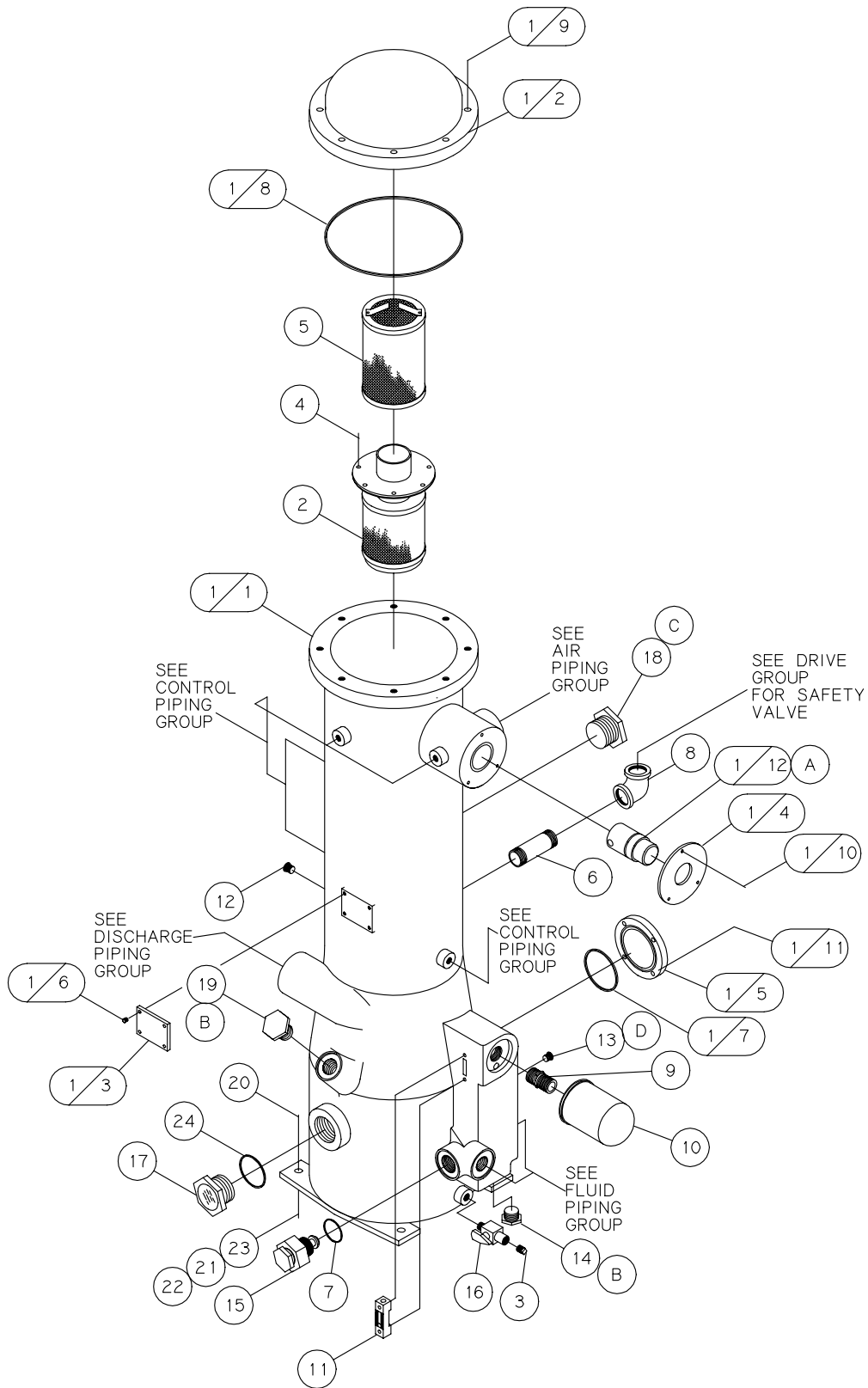
ITEM NUMBER	QTY.	PART NUMBER	PART NUMBER	DESCRIPTION
		AIR-COOLED 141548-002	WATER-COOLED 141548-004	
1	1	141518-1	←	RESERVOIR
2	1	127138-002	←	SEPARATOR-AIR/FLUID, PRIMARY
3	13	123115-04C	←	LOCKWASHER, 1/4
4	10	123478-J11	←	SCREW-CAP, 1/4-20 UNC X 0.88, GRADE 5 (@ 6 FT-LBS)
5	1	129893	←	SEPARATOR-AIR/FLUID, SECONDARY
6	1	123157-373	←	O-RING
7	1	129918	←	PLATE-RESERVOIR COVER
8	12	123478-N16	←	SCREW-CAP, 1/2-13 UNC X 1.75, GRADE 5 (@ 55 FT-LBS)
9	1	128813-1	←	VALVE-CHECK, MINIMUM PRESSURE
10	1	140114	←	RETAINER-VALVE
11	3	123478-J10	←	SCREW-CAP, 1/4-20 UNC X 0.74, GRADE 5 (@ 6 FT-LBS)
12	1	129515	←	STUD-FILTER, FLUID
13	1	128381-050	←	ELEMENT-FLUID FILTER
14	1	129575-052	←	VISUAL INDICATOR
15	1	22749-151	←	O-RING, VITON
16	1	128883-044	←	PLUG-PIPE, 7/16-20, SAE O-RING
17	1	128883-106	←	PLUG-PIPE, 1-1/16-12, SAE O-RING
18	1	140147		VALVE-THERMAL, CARTRIDGE (<i>air-cooled only</i>)
	1		140649	PLUG-THERMAL VALVE (<i>water-cooled only</i>)
19	1	129251-025	←	VALVE-PLUG
20	1	129843-188	←	SIGHTGLASS
21	1	129770-188	←	CAP-FILLER, SAE O-RING
22	1	129844-106	←	CAP-FILLER, SAE O-RING
23	1	N/A	22749-123	O-RING, VITON
24	12	123115-08C	←	LOCKWASHER, 1/2
25	4	124364-N02	←	NUT-HEX, 1/2-13 UNC
26	4	110428W050	←	FLATWASHER, 1/2
27	1	140406-924	←	O-RING, VITON
28	1	4460	←	ELBOW-PIPE, 90°, 1/2 NPT
29	1	125567	←	CAP-END, DISCHARGE
30	1	2721	←	PLUG-PIPE, 1/2 NPT
31	1	125935-010	←	NIPPLE-PIPE, 1/2 NPT X 2.00
32	1	2574	←	PLUG-PIPE, 1/4 NPT

COMPONENT MAINTENANCE PARTS

A	1	128813-050	←	KIT-MINIMUM PRESSURE CHECK VALVE
B	1	140406-904	←	O-RING, VITON
C	2	140406-912	←	O-RING, VITON
D	1	140406-924	←	O-RING, VITON

@ indicates torque value in foot pounds. (lubricated threads)

RESERVOIR GROUP (ASME, 15HP - 50HP)



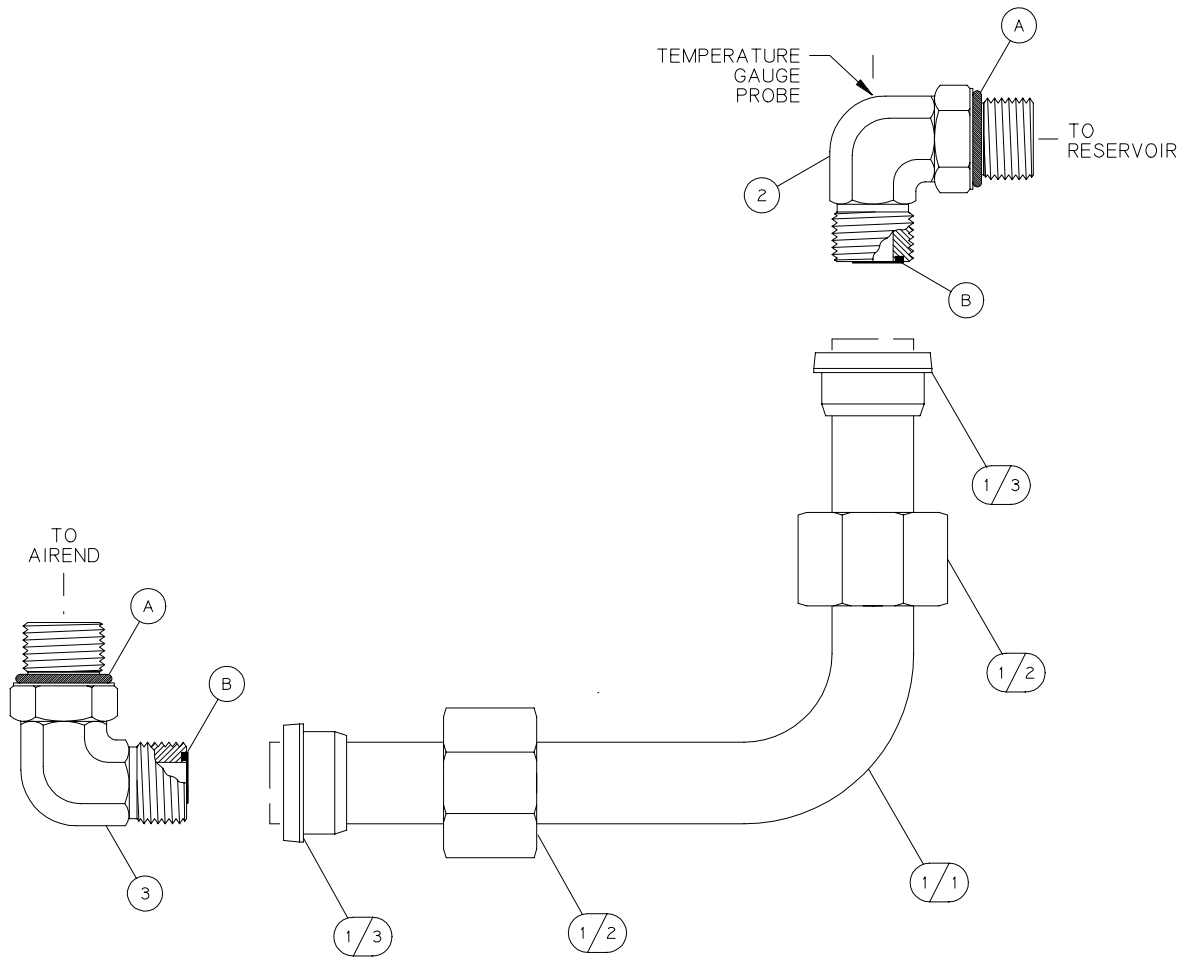
RESERVOIR GROUP (ASME, 15HP - 50HP)

ITEM NUMBER	QTY.	PART NUMBER	PART NUMBER	DESCRIPTION
		AIR-COOLED	WATER-COOLED	
		141268-002	141268-004	
1	1	141299-002	←	ASSEMBLY-RESERVOIR
1/1	1	141162-1	←	RESERVOIR
1/2	1	141164	←	PLATE-RESERVOIR COVER
1/3	1	141368	←	PLATE-DATA, ASME
1/4	1	141260	←	RETAINER-VALVE
1/5	1	141166	←	CAP-END, DISCHARGE
1/6	4	4029	←	PIN-DATA PLATE
1/7	1	22749-236	←	O-RING, VITON
1/8	1	123157-373	←	O-RING
1/9	8	141291-N16	←	SCREW-CAP, 1/2-13 UNC X 1.75, ASME, GRADE 5 (@ 55 FT-LBS)
1/10	3	141291-J10	←	SCREW-CAP, 1/4-20 UNC X 0.75, ASME, GRADE 5 (@ 6 FT-LBS)
1/11	4	141291-K10	←	SCREW-CAP, 5/16-18 UNC X 0.75, ASME, GRADE 5 (@ 13 FT-LBS)
1/12	1	128813-1	←	VALVE-CHECK, MINIMUM PRESSURE
2	1	127138-002	←	SEPARATOR-AIR/FLUID, PRIMARY
3	1	2574	←	PLUG-PIPE, 1/4 NPT
4	6	141291-J10	←	SCREW-CAP, 1/4-20 UNC X 0.75, ASME, GRADE 5 (@ 6 FT-LBS)
5	1	129893	←	SEPARATOR-AIR/FLUID, SECONDARY
6	1	125935-010	←	NIPPLE-PIPE, 1/2 NPT X 2.00
7	1	N/A	22749-123	O-RING, VITON
8	1	4460	←	ELBOW-PIPE, 90°, 1/2 NPT
9	1	129515	←	STUD-FILTER, FLUID
10	1	128381-050	←	ELEMENT-FLUID FILTER
11	1	129575-052	←	VISUAL INDICATOR
12	1	2721	←	PLUG-PIPE, 1/2 NPT
13	1	128883-044	←	PLUG-PIPE, 7/16-20, SAE O-RING
14	1	128883-106	←	PLUG-PIPE, 1-1/16-12, SAE O-RING
15	1	140147		VALVE-THERMAL, CARTRIDGE (<i>air-cooled only</i>)
	1		140649	PLUG-THERMAL VALVE (<i>water-cooled only</i>)
16	1	129251-025	←	VALVE-PLUG
17	1	129843-188	←	SIGHT GLASS
18	1	129770-188	←	CAP-FILLER, SAE O-RING
19	1	129844-106	←	CAP-FILLER, SAE O-RING
20	4	123478-N16	←	SCREW-CAP, 1/2-13 UNC X 1.75, GRADE 5 (@ 55 FT-LBS)
21	4	123115-08C	←	LOCKWASHER, 1/2
22	4	124364-N02	←	NUT-HEX, 1/2-13 UNC
23	4	110428W050	←	FLATWASHER, 1/2
24	1	140406-924	←	O-RING, VITON
COMPONENT MAINTENANCE PARTS				
A	1	128813-050	←	KIT-MINIMUM PRESSURE CHECK VALVE
B	2	140406-912	←	O-RING, VITON
C	1	140406-924	←	O-RING, VITON
D	1	140406-904	←	O-RING, VITON

@ indicates torque value in foot pounds. (lubricated threads)

DISCHARGE PIPING GROUP

140720-001

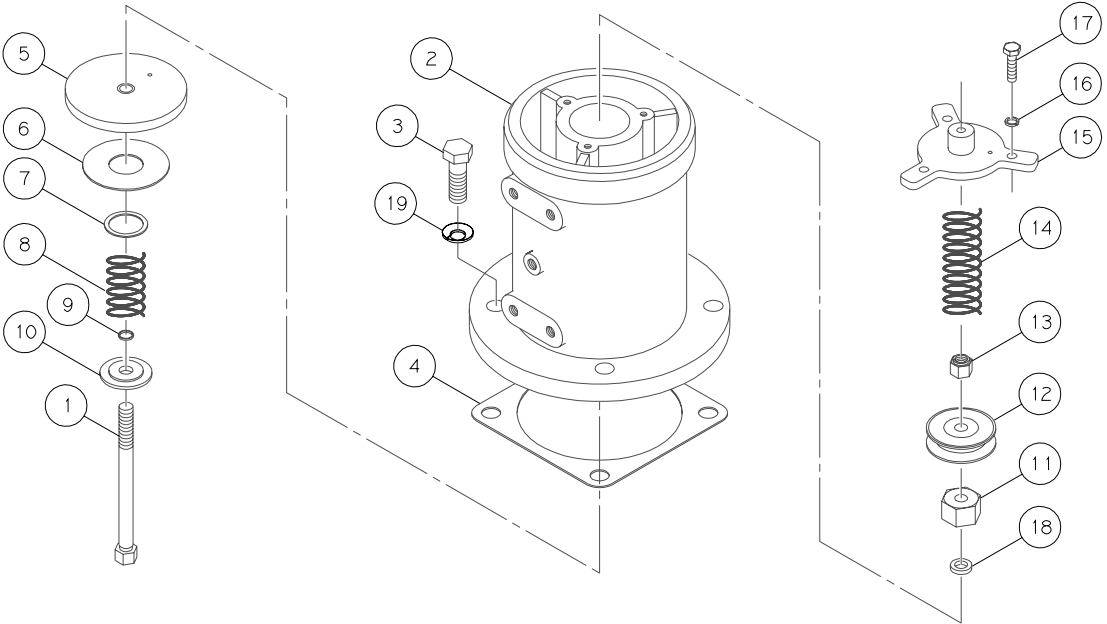


ITEM NUMBER	QTY.	PART NUMBER	DESCRIPTION
1	1	140719-001	ASSEMBLY-TUBE, FLANGED, 1-1/2 O.D.
1/1	1	121918-131	TUBE-FORMED, 1-1/2 O.D.
1/2	2	140679-009	FITTING-NUT, 1-1/2 O.D. TUBE
1/3	2	140680-008	FITTING-SLEEVE, 1-1/2 O.D. TUBE
2	1	140699	FITTING-ELBOW, 1-1/2 TUBE X 1-7/8-12, SAE O-RING
3	1	140676-024	FITTING-ELBOW, 1-1/2 TUBE X 1-7/8-12, SAE O-RING

COMPONENT MAINTENANCE PARTS

A	2	140406-924	O-RING, VITON
B	2	140675-008	O-RING, FACE SEAL, VITON

INLET VALVE GROUP 126468

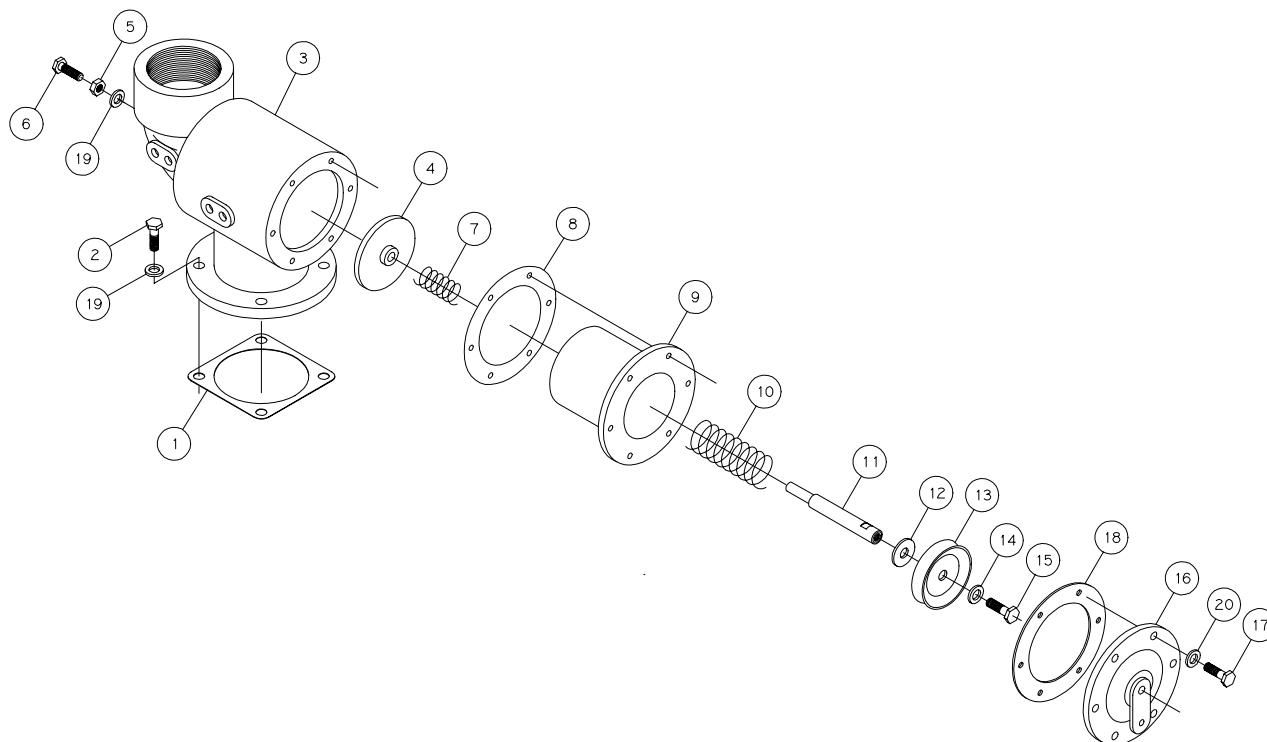


ITEM NUMBER	QTY.	PART NUMBER	DESCRIPTION
1	1	127202	SHAFT-INLET VALVE
2	1	126357	ASSEMBLY-HOUSING, INLET VALVE
3	4	123478-N15	SCREW-CAP, 1/2-13 UNC X 1.50, GRADE 5 (@ 55 FT-LBS)
4	1	141608	GASKET-INLET VALVE
5	1	126457	ASSEMBLY-PLATE, INLET VALVE
6	1	125912	DISC-VALVE, BYPASS
7	1	2134	VALVE GASKET
8	1	123092	SPRING
9	1	123157-012	O-RING
10	1	127203	RETAINER-PLATE, VALVE
11	1	127201	SPACER-INLET VALVE
12	1	126460-200	CUP-PISTON
13	1	124370-L02	LOCKNUT-3/8-16 UNC
14	1	126461	SPRING-INLET VALVE
15	1	126358	CAP-INLET VALVE CYLINDER
16	3	123115-04C	LOCKWASHER, 1/4
17	3	123478-J09	SCREW-CAP, 1/4-20 UNC X 0.62, GRADE 5 (@ 6 FT-LBS)
18	1	126796	SEAL-SHAFT, INLET VALVE
19	4	123115-08C	LOCKWASHER, 1/2

@ indicates torque value in foot pounds. (lubricated threads)

INLET VALVE GROUP (wye-delta)

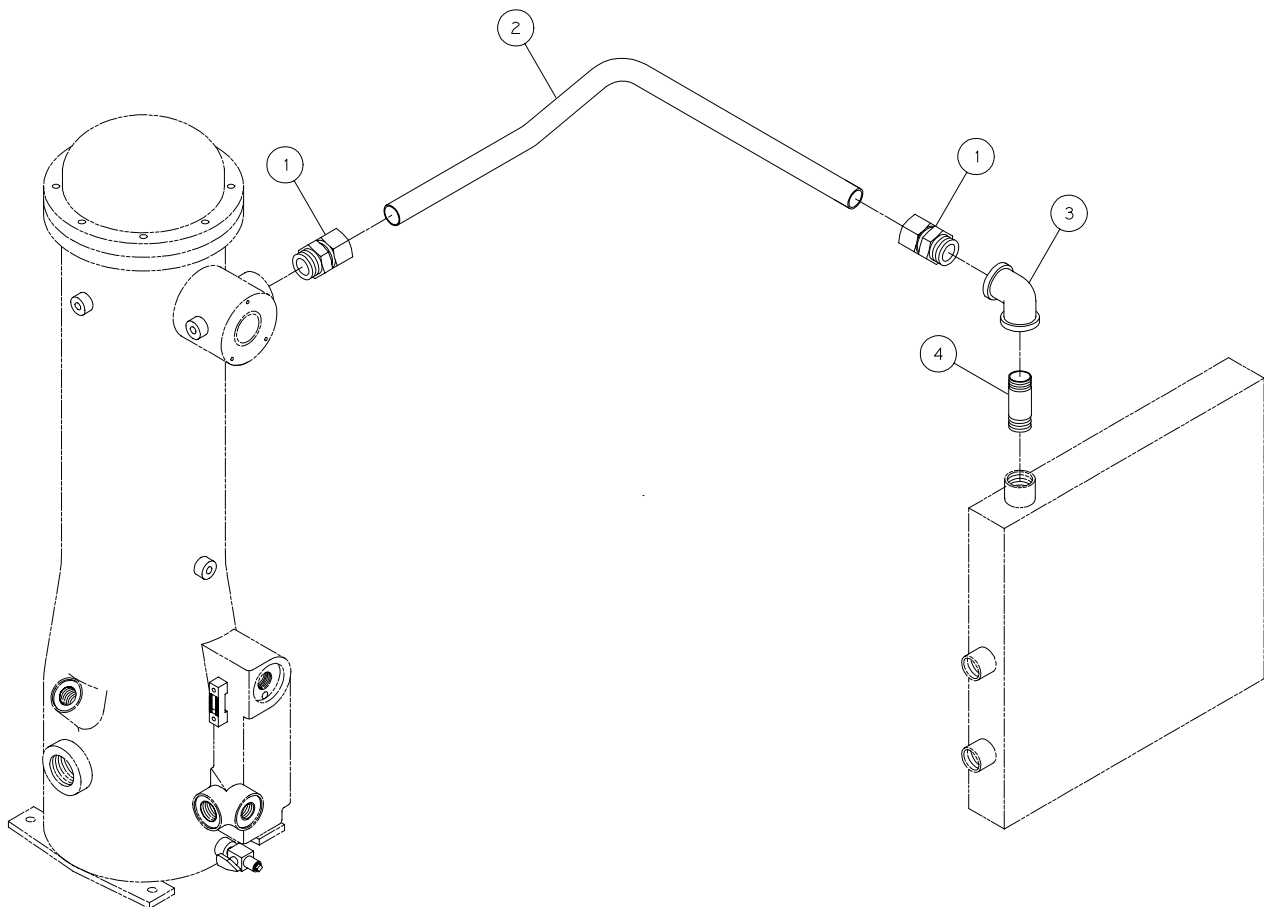
126650



ITEM NUMBER	QTY.	PART NUMBER	DESCRIPTION
1	1	141608	GASKET-INLET VALVE
2	4	123478-N15	SCREW-CAP, 1/2-13 UNC X 1.50, GRADE 5 (@ 55 FT-LBS)
3	1	126646	HOUSING-INLET VALVE
4	1	122995	ASSEMBLY- PLATE, INLET VALVE
5	1	124368-N02	JAMNUT, 1/2-13 UNC
6	1	128720-001	SCREW-HEX, 1/2-13 UNC X 5.00, GRADE 5 (@ 55 FT-LBS)
7	1	123092	SPRING
8	1	123549-003	GASKET
9	1	126644	CYLINDER-INLET VALVE
10	1	126649	SPRING-INLET VALVE
11	1	126648	SHAFT-INLET VALVE
12	1	126647	FLATWASHER, 1/2, SPECIAL
13	1	126460-350	CUP-PISTON
14	1	1478-1	FLATWASHER-SPECIAL
15	1	123478-N12	SCREW-CAP, 1/2-13 UNC X 1.00, GRADE 5 (@ 55 FT-LBS)
16	1	126645	PLATE-COVER
17	6	123478-L15	SCREW-CAP, 3/8-16 UNC X 1.50, GRADE 5 (@ 30 FT-LBS)
18	1	141258	GASKET-INLET VALVE
19	5	123115-08C	LOCKWASHER, 1/2
20	6	123115-06C	LOCKWASHER, 3/8

@ indicates torque value in foot pounds. (lubricated threads)

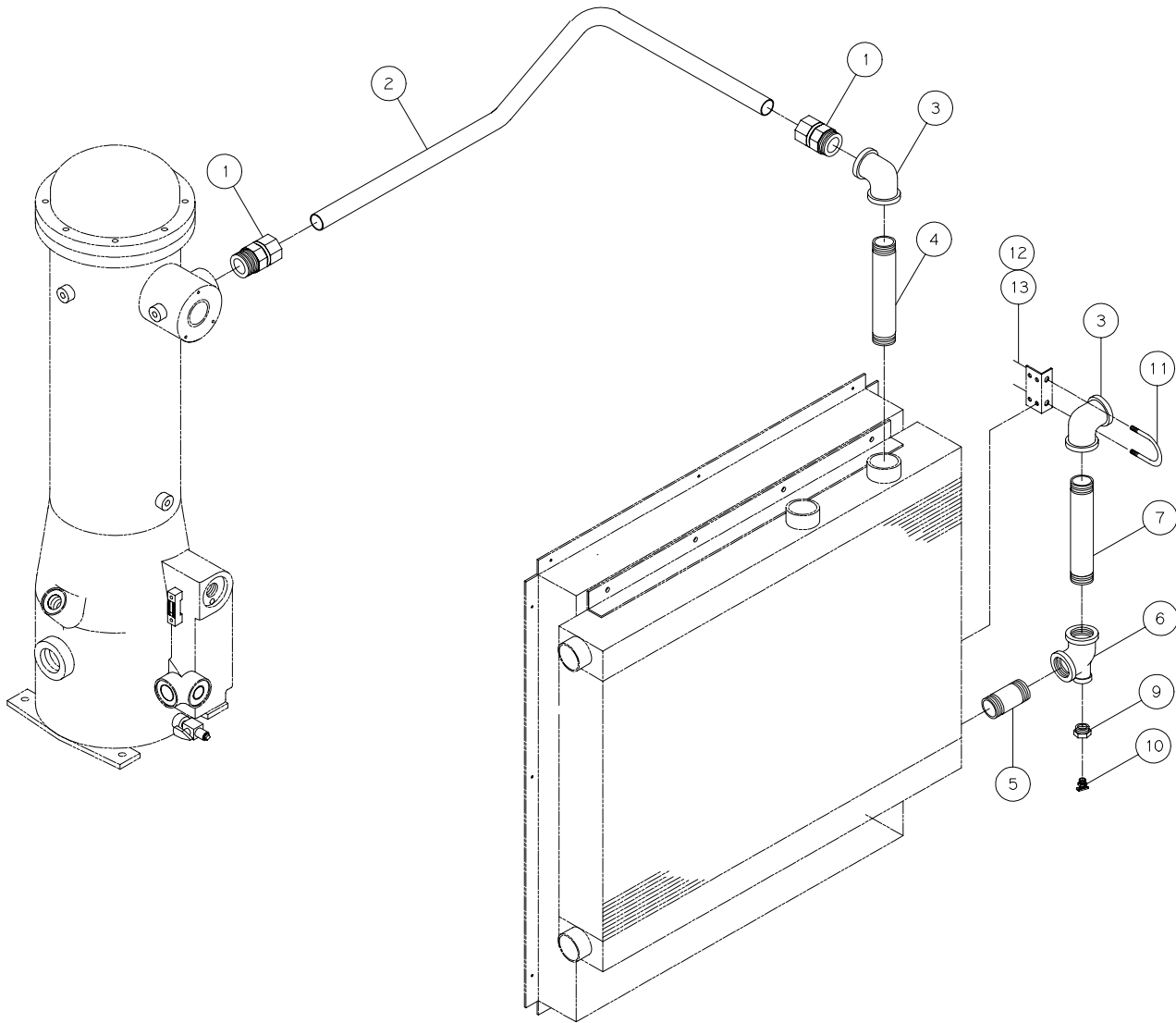
AIR PIPING GROUP (air-cooled, 15HP - 40HP)



NOTES-UNLESS OTHERWISE SPECIFIED:
 1) ITEMS 5, 6, AND 7 ARE SHIPPED LOOSE (NOT SHOWN).
 2) ITEMS A AND B ARE MAINTENANCE PARTS (NOT SHOWN).

ITEM NUMBER	QTY.	PART NUMBER	PART NUMBER	DESCRIPTION
		129510-001	129510-002	
		15HP-20HP	30HP-40HP	
		25HP 60Hz	25HP 50Hz	
1	2	23225	←	FITTING-MALE CONNECTOR, 1-1/4 TUBE X 1-1/4 NPT
2	1	140132	←	TUBE-STEEL, 1-1/4 O.D.
3	1	4715	←	ELBOW-PIPE, 1-1/4 NPT
4	1	125938-064	125938-042	NIPPLE-PIPE, 1-1/4 NPT
5	1	124827-125	←	SEPARATOR-MOISTURE
6	1	2713	←	DRAINCOCK-1/4 NPT
7	1	121033-2	←	BUSHING-PIPE, 3/8 NPT X 1/4 NPT, BRASS
COMPONENT MAINTENANCE PARTS				
A	1	124827-051	←	GASKET-TRAP
B	1	124827-052	←	KIT-REPAIR (includes valve seat, valve, fulcrum holder, spacer, lever, fulcrum pin, cotter pin, float, float screw, & gasket)

AIR PIPING GROUP (air-cooled, 50HP)
129510-003



NOTES-UNLESS OTHERWISE SPECIFIED:
 1) ITEMS 8, 10 (1 SHOWN, 1 NOT SHOWN) AND 14 ARE SHIPPED LOOSE (NOT SHOWN).
 2) ITEMS A AND B ARE MAINTENANCE PARTS (NOT SHOWN).

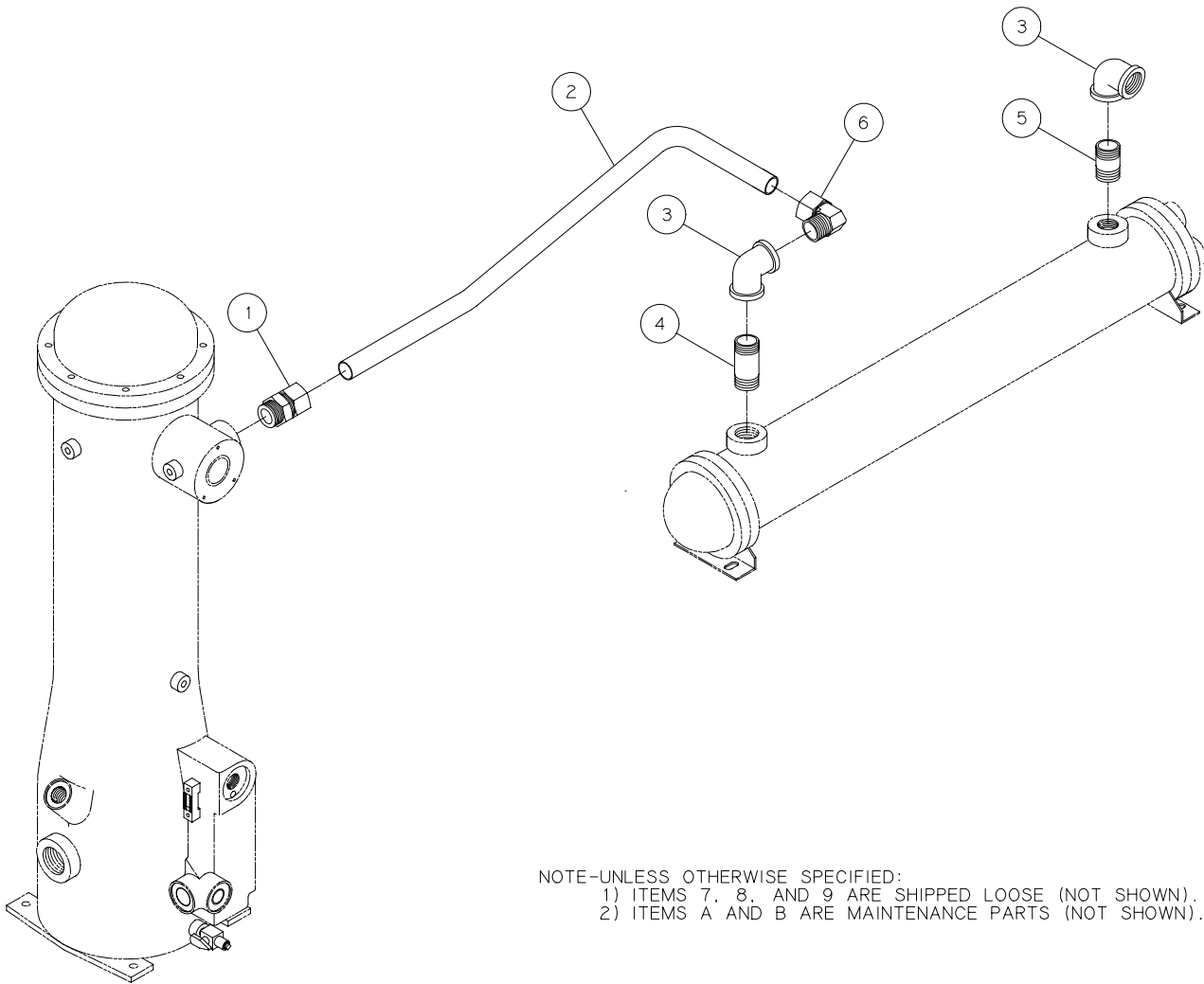
AIR PIPING GROUP (air-cooled, 50HP)**129510-003**

ITEM NUMBER	QTY.	PART NUMBER	DESCRIPTION
1	2	23225	FITTING-MALE CONNECTOR, 1-1/4 TUBE X 1-1/4 NPT
2	1	129902	TUBE-STEEL, 1-1/4 O.D.
3	2	6181	ELBOW-PIPE, 1-1/2 NPT X 1-1/4 NPT
4	1	125939-010	NIPPLE-PIPE, 1-1/2 NPT X 2.00
5	1	125939-013	NIPPLE-PIPE, 1-1/2 NPT X 2.38
6	1	124420-001	TEE-PIPE, 1-1/2 NPT X 1/2 NPT X 1-1/2 NPT
7	1	125939-074	NIPPLE-PIPE, 1-1/2 NPT X 10.00
8	1	124827-125	SEPARATOR-MOISTURE
9	1	2951	BUSHING-PIPE, 1/2 NPT X 1/4 NPT
10	2	2713	DRAINCOCK-1/4NPT
11	1	120806	U-BOLT, 5/16-18UNC
12	2	110428W031	FLATWASHER, 5/16
13	2	123115-05C	LOCKWASHER, 5/16
14	1	121033-2	BUSHING-PIPE, 3/8 NPT X 1/4 NPT, BRASS

COMPONENT MAINTENANCE PARTS

A	1	124827-051	GASKET-TRAP
B	1	124827-052	KIT-REPAIR (<i>includes valve seat, valve, fulcrum holder, spacer, lever, fulcrum pin, cotter pin, float, float screw, & gasket</i>)

AIR PIPING GROUP (water-cooled, 15HP - 40HP)
140225-001



NOTE-UNLESS OTHERWISE SPECIFIED:
 1) ITEMS 7, 8, AND 9 ARE SHIPPED LOOSE (NOT SHOWN).
 2) ITEMS A AND B ARE MAINTENANCE PARTS (NOT SHOWN).

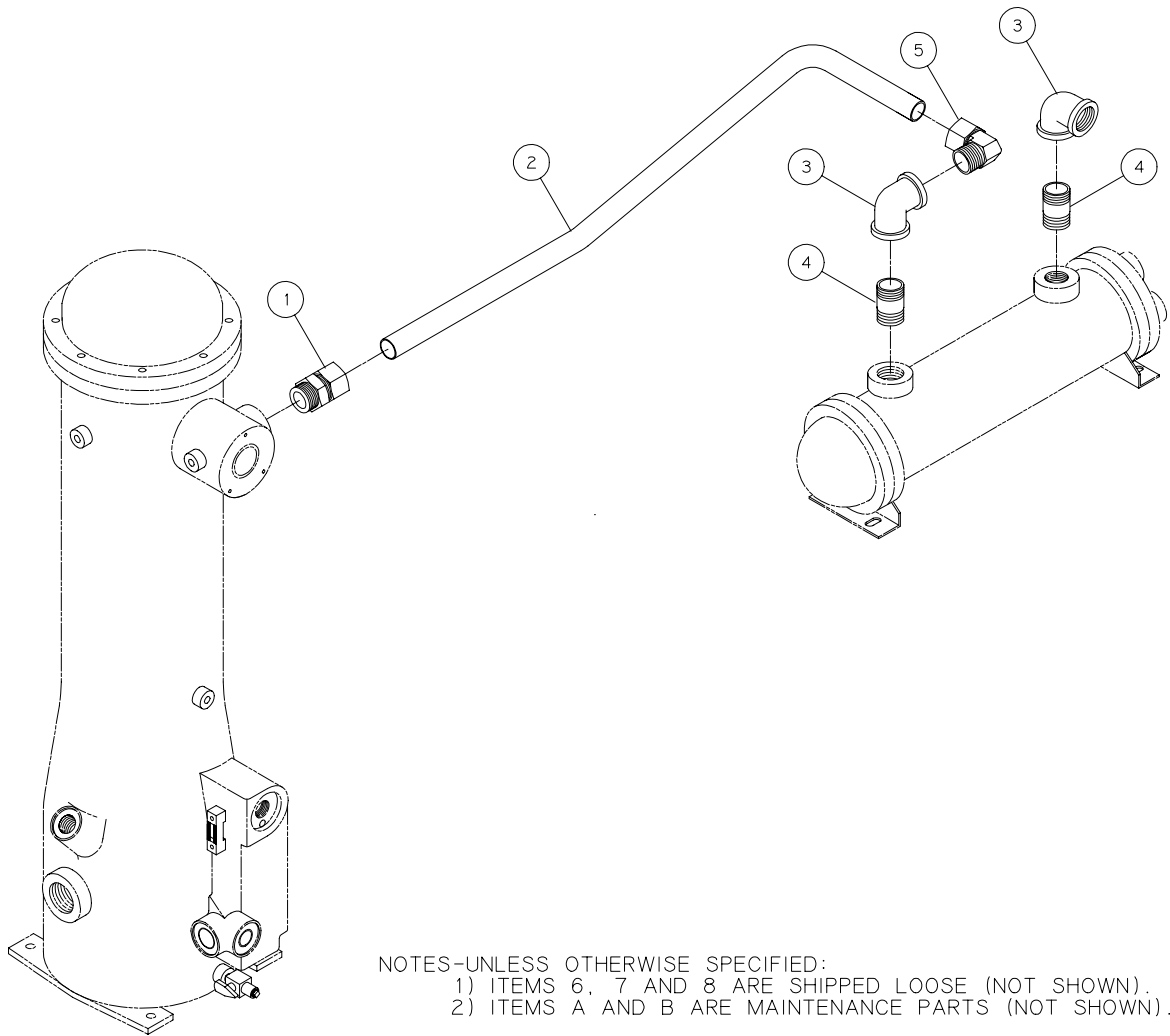
ITEM NUMBER	QTY.	PART NUMBER	DESCRIPTION
1	1	23225	FITTING-MALE CONNECTOR, 1-1/4 TUBE X 1-1/4 NPT
2	1	140213	TUBE-STEEL, 1-1/4 O.D.
3	2	6182	FITTING-ELBOW, 1-1/4 NPT X 1.00 NPT
4	1	125937-038	NIPPLE-PIPE, 1.00 NPT X 5.50
5	1	6101	NIPPLE-PIPE, 1.00 NPT X CLOSE
6	1	110419-022	FITTING-ELBOW, 90° MALE, 1-1/4 TUBE X 1-1/4 NPT
7	1	124827-125	SEPARATOR-MOISTURE
8	1	2713	DRAINCOCK-1/4 NPT
9	1	121033-2	BUSHING-PIPE, 3/8 NPT X 1/4 NPT, BRASS

COMPONENT MAINTENANCE PARTS

A	1	124827-051	GASKET-TRAP
B	1	124827-052	KIT-REPAIR (includes valve seat, valve, fulcrum holder, spacer, lever, fulcrum pin, cotter pin, float, float screw, & gasket)

AIR PIPING GROUP *(water-cooled, 50HP)*

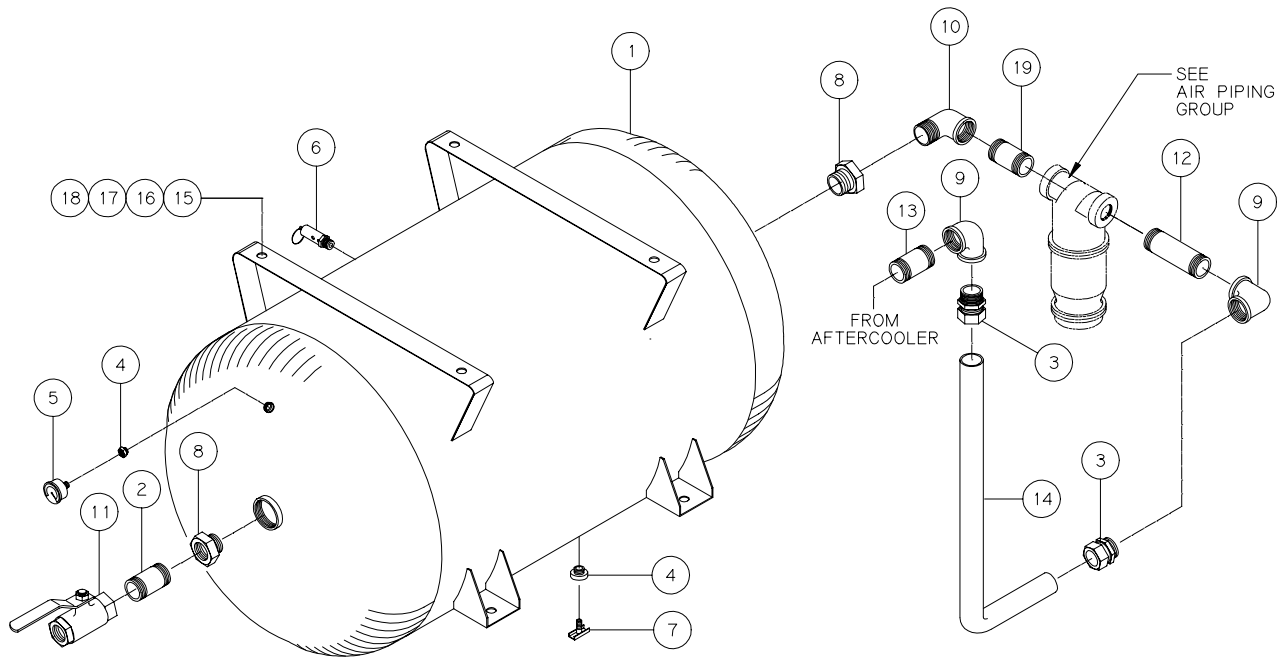
140225-002



NOTES-UNLESS OTHERWISE SPECIFIED:
 1) ITEMS 6, 7 AND 8 ARE SHIPPED LOOSE (NOT SHOWN).
 2) ITEMS A AND B ARE MAINTENANCE PARTS (NOT SHOWN).

ITEM NUMBER	QTY.	PART NUMBER	DESCRIPTION
1	1	23225	FITTING-MALE CONNECTOR, 1-1/4 TUBE X 1-1/4 NPT
2	1	140213	TUBE-STEEL, 1-1/4 O.D.
3	2	6181	FITTING-ELBOW, 1-1/2 NPT X 1.25 NPT
4	2	125939-001	NIPPLE-PIPE, 1.50 NPT X CLOSE
5	1	110419-022	FITTING-ELBOW, 90° MALE, 1-1/4 TUBE X 1-1/4 NPT
6	1	124827-125	SEPARATOR-MOISTURE
7	1	2713	DRAINCOCK-1/4 NPT
8	1	121033-2	BUSHING-PIPE, 3/8 NPT X 1/4 NPT, BRASS
COMPONENT MAINTENANCE PARTS			
A	1	124827-051	GASKET-TRAP
B	1	124827-052	KIT-REPAIR <i>(includes valve seat, valve, fulcrum holder, spacer, lever, fulcrum pin, cotter pin, float, float screw, & gasket)</i>

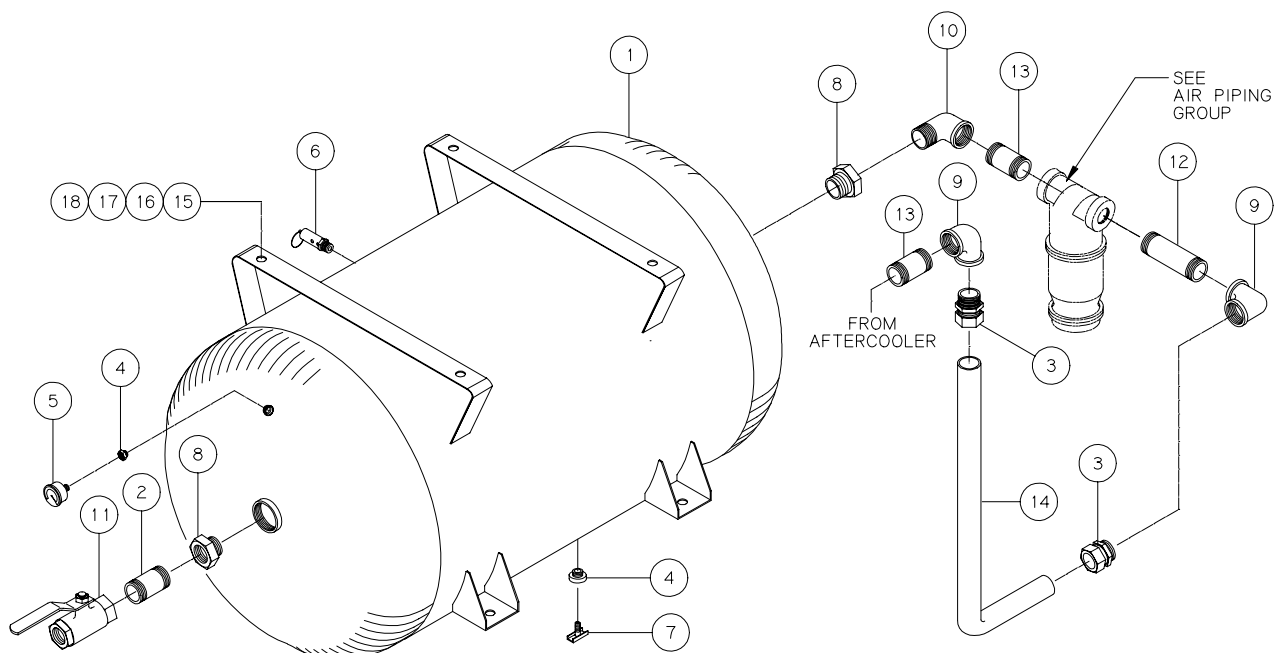
RECEIVER GROUP (120 GALLON) (air-cooled, 15HP - 25HP)



ITEM NUMBER	QTY.	PART NUMBER	DESCRIPTION
1	1	128848-200	RECEIVER
2	1	125938-001	NIPPLE-PIPE, 1/4 NPT X CLOSE
3	2	23225	FITTING-MALE CONNECTOR, 1-1/4 TUBE X 1-1/4 NPT
4	2	2951	BUSHING-PIPE, 1/2 NPT X 1/4 NPT
5	1	110514-300	GAUGE-RECEIVER PRESSURE
6	1	141478-200	VALVE-PRESSURE RELIEF
7	1	2713	DRAINCOCK-1/4 NPT
8	2	6639-F	BUSHING-PIPE, 2.00 NPT X 1-1/4 NPT
9	2	4715	ELBOW-PIPE, 1-1/4 NPT
10	1	5760	ELBOW-PIPE, 1-1/4 NPT
11	1	110425-125	VALVE-QUARTER TURN
12	1	125938-066	NIPPLE-PIPE, 1-1/4 NPT X 9.00
13	1	125938-022	NIPPLE-PIPE, 1-1/4 NPT X 3.50
14	1	121918-030	TUBE-FORMED, 1-1/4, O.D.
15	4	123478-N15	SCREW-CAP, 1/2-13 UNC X 1.50, GRADE 5 (@ 55 FT-LBS)
16	4	124364-N02	NUT-HEX, 1/2-13 UNC
17	4	123115-08C	LOCKWASHER, 1/2
18	4	110428W050	FLATWASHER, 1/2
19	1	125938-014	NIPPLE-PIPE, 1-1/4 NPT X 2.50

@ indicates torque value in foot pounds. (lubricated threads)

RECEIVER GROUP (200 & 240 GALLON) (air-cooled, 15HP - 25HP)

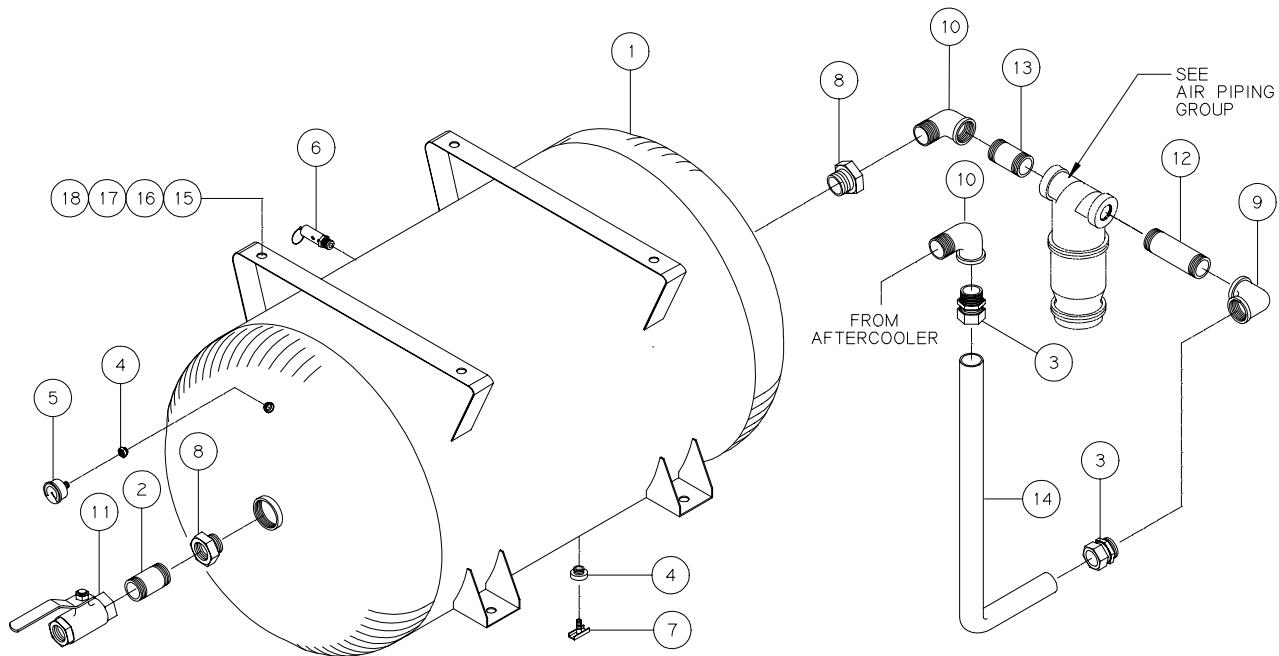


ITEM NUMBER	QTY.	PART NUMBER	PART NUMBER	DESCRIPTION
		129052-001	129052-004	
		200 GALLON	240 GALLON	
1	1	128899-200	128899-240	RECEIVER
2	1	125938-001	←	NIPPLE-PIPE, 1/4 NPT X CLOSE
3	2	23225	←	FITTING-MALE CONNECTOR, 1-1/4 TUBE X 1-1/4 NPT
4	2	2951	←	BUSHING-PIPE, 1/2 NPT X 1/4 NPT
5	1	110514-300	←	GAUGE-RECEIVER PRESSURE
6	1	141478-200	←	VALVE-PRESSURE RELIEF
7	1	2713	←	DRAINCOCK-1/4 NPT
8	2	6639-F	←	BUSHING-PIPE, 2.00 NPT X 1-1/4 NPT
9	2	4715	←	ELBOW-PIPE, 1-1/4 NPT
10	1	5760	←	ELBOW-PIPE, 1-1/4 NPT
11	1	110425-125	←	VALVE-QUARTER TURN
12	1	125938-066	←	NIPPLE-PIPE, 1-1/4 NPT X 9.00
13	2	125938-022	←	NIPPLE-PIPE, 1-1/4 NPT X 3.50
14	1	121918-030	←	TUBE-FORMED, 1-1/4, O.D.
15	4	123478-N15	←	SCREW-CAP, 1/2-13 UNC X 1.50, GRADE 5 (@ 55 FT-LBS)
16	4	124364-N02	←	NUT-HEX, 1/2-13 UNC
17	4	123115-08C	←	LOCKWASHER, 1/2
18	4	110428W050	←	FLATWASHER, 1/2

@ indicates torque value in foot pounds. (lubricated threads)

RECEIVER GROUP

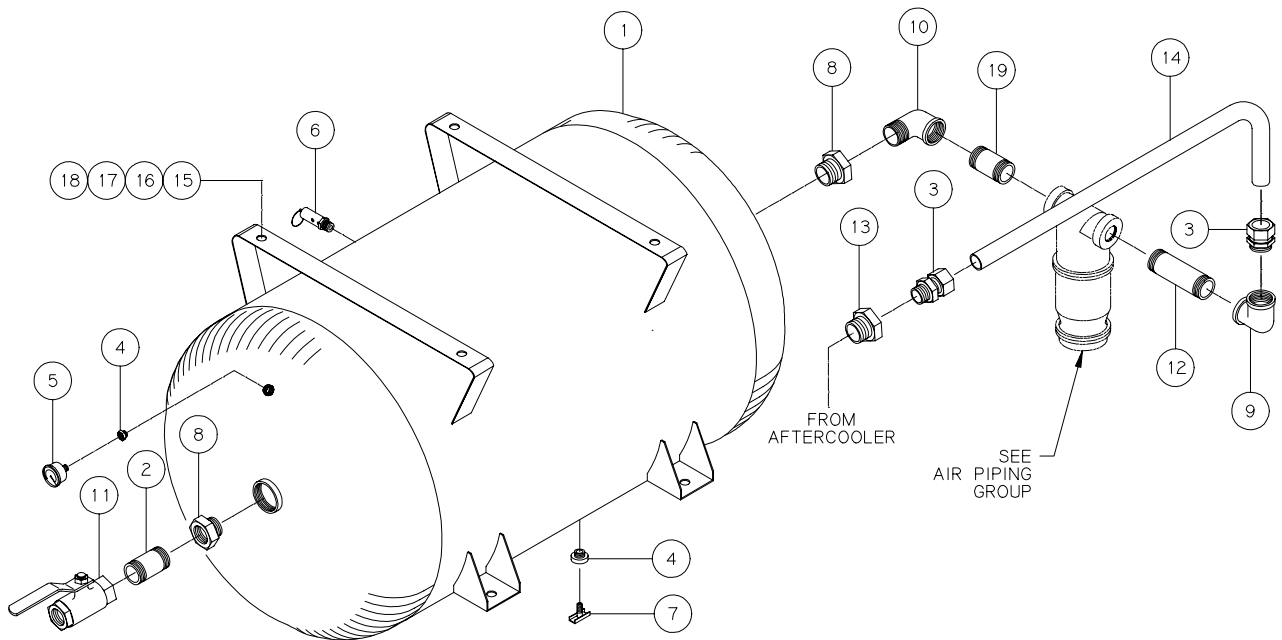
(air-cooled, 30HP - 40HP)



ITEM NUMBER	QTY.	PART NUMBER	PART NUMBER	PART NUMBER	DESCRIPTION
		129051-002 120 GAL.	129052-002 200 GAL.	129052-005 240 GAL.	
1	1	128848-200	128899-200	128899-240	RECEIVER
2	2	125938-001	←	←	NIPPLE-PIPE, 1/4 NPT X CLOSE
3	2	23225	←	←	FITTING-MALE CONNECTOR, 1-1/4 TUBE X 1-1/4 NPT
4	2	2951	←	←	BUSHING-PIPE, 1/2 NPT X 1/4 NPT
5	1	110514-300	←	←	GAUGE-RECEIVER PRESSURE
6	1	141478-200	←	←	VALVE-PRESSURE RELIEF
7	1	2713	←	←	DRAINCOCK-1/4 NPT
8	2	6639-F	←	←	BUSHING-PIPE, 2.00 NPT X 1-1/4 NPT
9	1	4715	←	←	ELBOW-PIPE, 1-1/4 NPT
10	2	5760	←	←	ELBOW-PIPE, 1-1/4 NPT
11	1	110425-125	←	←	VALVE-QUARTER TURN
12	1	125938-066	←	←	NIPPLE-PIPE, 1-1/4 NPT X 9.00
13	1	125938-014	125938-001	←	NIPPLE-PIPE
14	1	121918-030	←	←	TUBE-FORMED, 1-1/4, O.D.
15	4	123478-N15	←	←	SCREW-CAP, 1/2-13 UNC X 1.50, GRADE 5 (@ 55 FT-LBS)
16	4	124364-N02	←	←	NUT-HEX, 1/2-13 UNC
17	4	123115-08C	←	←	LOCKWASHER, 1/2
18	4	110428W050	←	←	FLATWASHER, 1/2

@ indicates torque value in foot pounds. (lubricated threads)

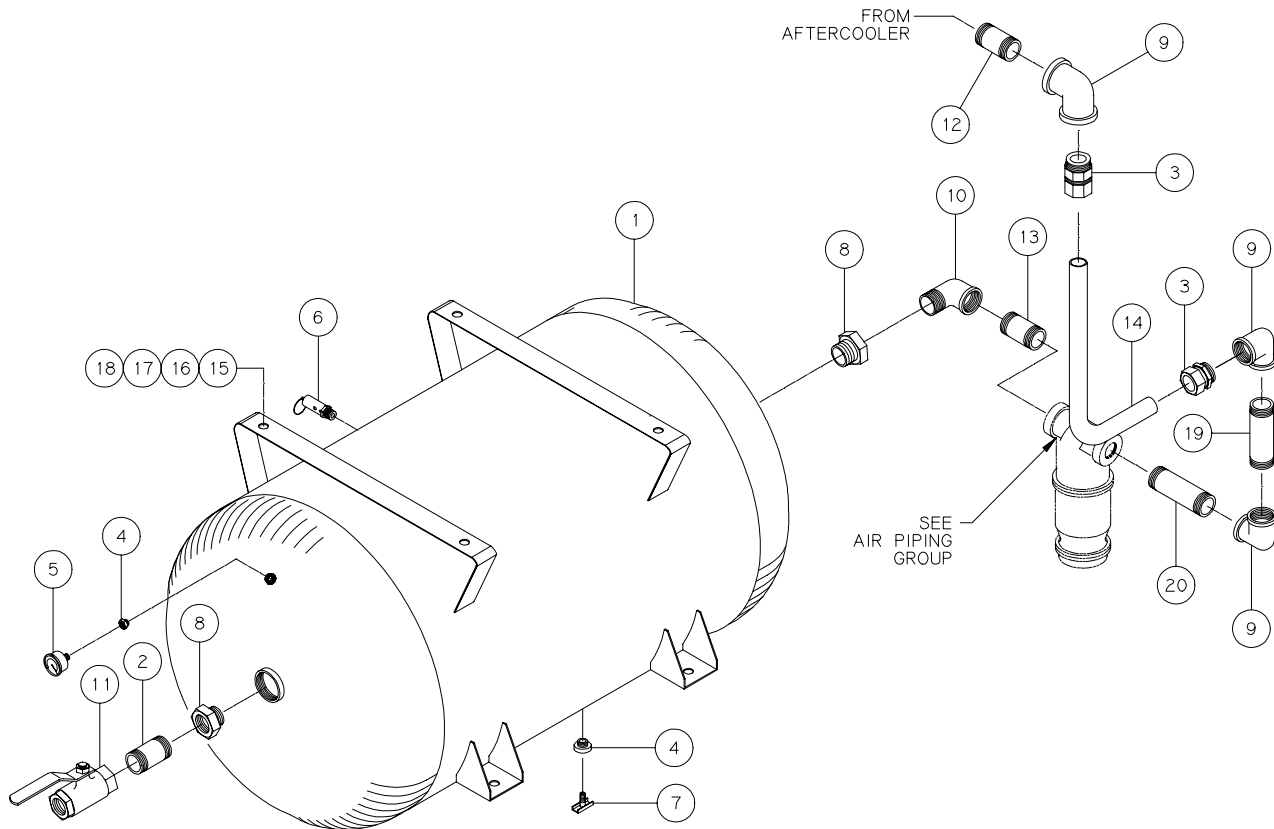
RECEIVER GROUP (air-cooled, 50HP)



ITEM NUMBER	QTY.	PART NUMBER	PART NUMBER	PART NUMBER	DESCRIPTION
		129051-006	129052-003	129052-006	
		120 GAL.	200 GAL.	240 GAL.	
1	1	128848-200	128899-200	128899-240	RECEIVER
2	1	125938-001	←	←	NIPPLE-PIPE, 1/4 NPT X CLOSE
3	2	23225	←	←	FITTING-MALE CONNECTOR, 1-1/4 TUBE X 1-1/4 NPT
4	2	2951	←	←	BUSHING-PIPE, 1/2 NPT X 1/4 NPT
5	1	110514-300	←	←	GAUGE-RECEIVER PRESSURE VALVE-PRESSURE RELIEF
6	1	141478-200	←	←	VALVE-PRESSURE RELIEF
7	1	2713	←	←	DRAINCOCK-1/4 NPT
8	2	6639-F	←	←	BUSHING-PIPE, 2.00 NPT X 1-1/4 NPT
9	1	4715	←	←	ELBOW-PIPE, 1-1/4 NPT
10	1	5760	←	←	ELBOW-PIPE, 1-1/4 NPT
11	1	110425-125	←	←	VALVE-QUARTER TURN
12	1	125938-076	←	←	NIPPLE-PIPE, 1-1/4 NPT X 10.25
13	1	4665	←	←	BUSHING-PIPE, 1-1/2 NPT X 1-1/4 NPT
14	1	121918-030	←	←	TUBE-FORMED, 1-1/4, O.D.
15	4	123478-N15	←	←	SCREW-CAP, 1/2-13 UNC X 1.50, GRADE 5 (@ 55 FT-LBS)
16	4	124364-N02	←	←	NUT-HEX, 1/2-13 UNC
17	4	123115-08C	←	←	LOCKWASHER, 1/2
18	4	110428W050	←	←	FLATWASHER, 1/2
19	1	125938-014	125938-001	←	NIPPLE-PIPE

@ indicates torque value in foot pounds. (lubricated threads)

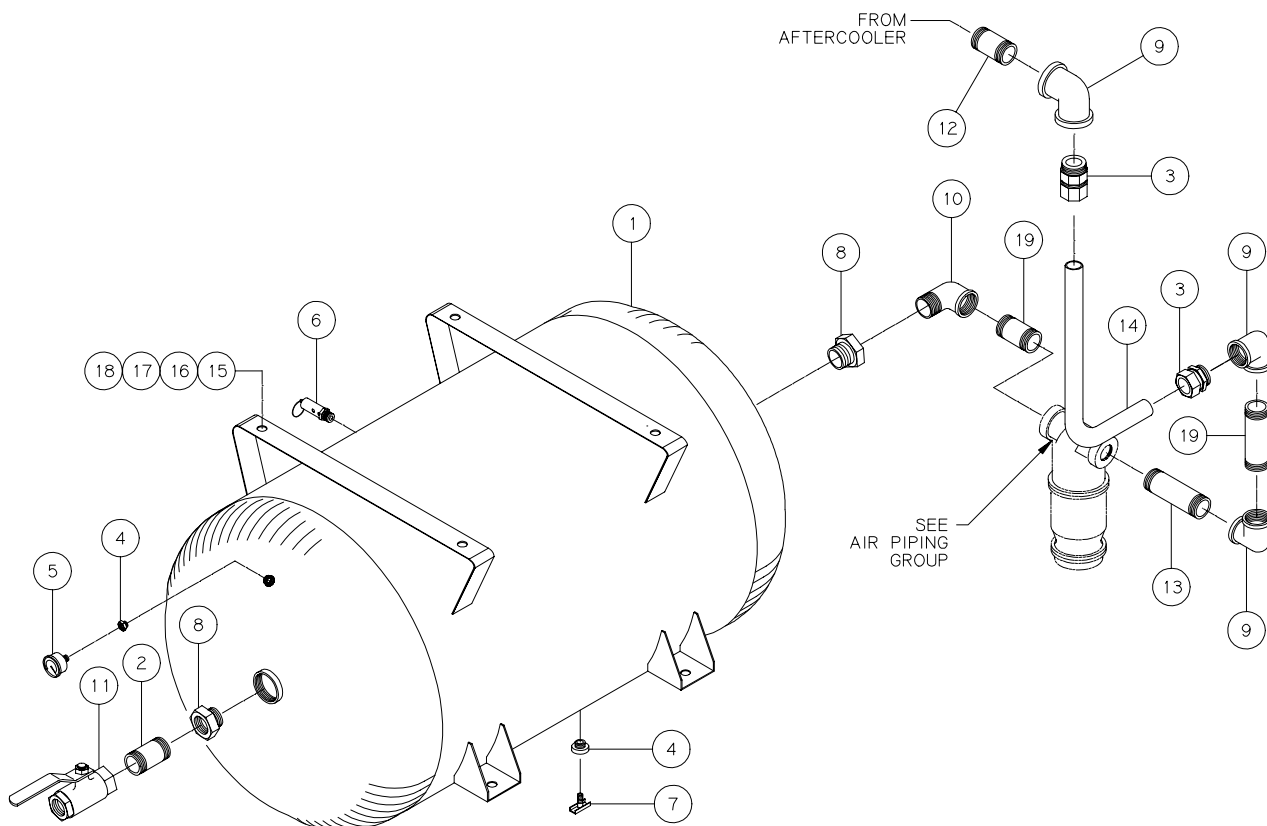
RECEIVER GROUP (120 GALLON)
129137-001(water-cooled, 15HP - 50HP)



ITEM NUMBER	QTY.	PART NUMBER	DESCRIPTION
1	1	128848-200	RECEIVER
2	1	125938-001	NIPPLE-PIPE, 1/4 NPT X CLOSE
3	2	23225	FITTING-MALE CONNECTOR, 1-1/4 TUBE X 1-1/4 NPT
4	2	2951	BUSHING-PIPE, 1/2 NPT X 1/4 NPT
5	1	110514-300	GAUGE-RECEIVER PRESSURE
6	1	141478-200	VALVE-PRESSURE RELIEF
7	1	2713	DRAINCOCK-1/4 NPT
8	2	6639-F	BUSHING-PIPE, 2.00 NPT X 1-1/4 NPT
9	3	4715	ELBOW-PIPE, 1-1/4 NPT
10	1	5760	ELBOW-PIPE, 1-1/4 NPT
11	1	110425-125	VALVE-QUARTERTURN
12	1	125938-042	NIPPLE-PIPE, 1-1/4 NPT X 6.00
13	1	125938-014	NIPPLE-PIPE, 1-1/4 NPT X 2.50
14	1	121918-030	TUBE-FORMED, 1-1/4, O.D.
15	4	123478-N15	SCREW-CAP, 1/2-13 UNC X 1.50, GRADE 5 (@ 55 FT-LBS)
16	4	124364-N02	NUT-HEX, 1/2-13 UNC
17	4	123115-08C	LOCKWASHER, 1/2
18	4	110428W050	FLATWASHER, 1/2
19	1	125938-022	NIPPLE-PIPE, 1-1/4 NPT X 3.50
20	1	125938-056	NIPPLE-PIPE, 1-1/4 NPT X 7.75

@ indicates torque value in foot pounds. (lubricated threads)

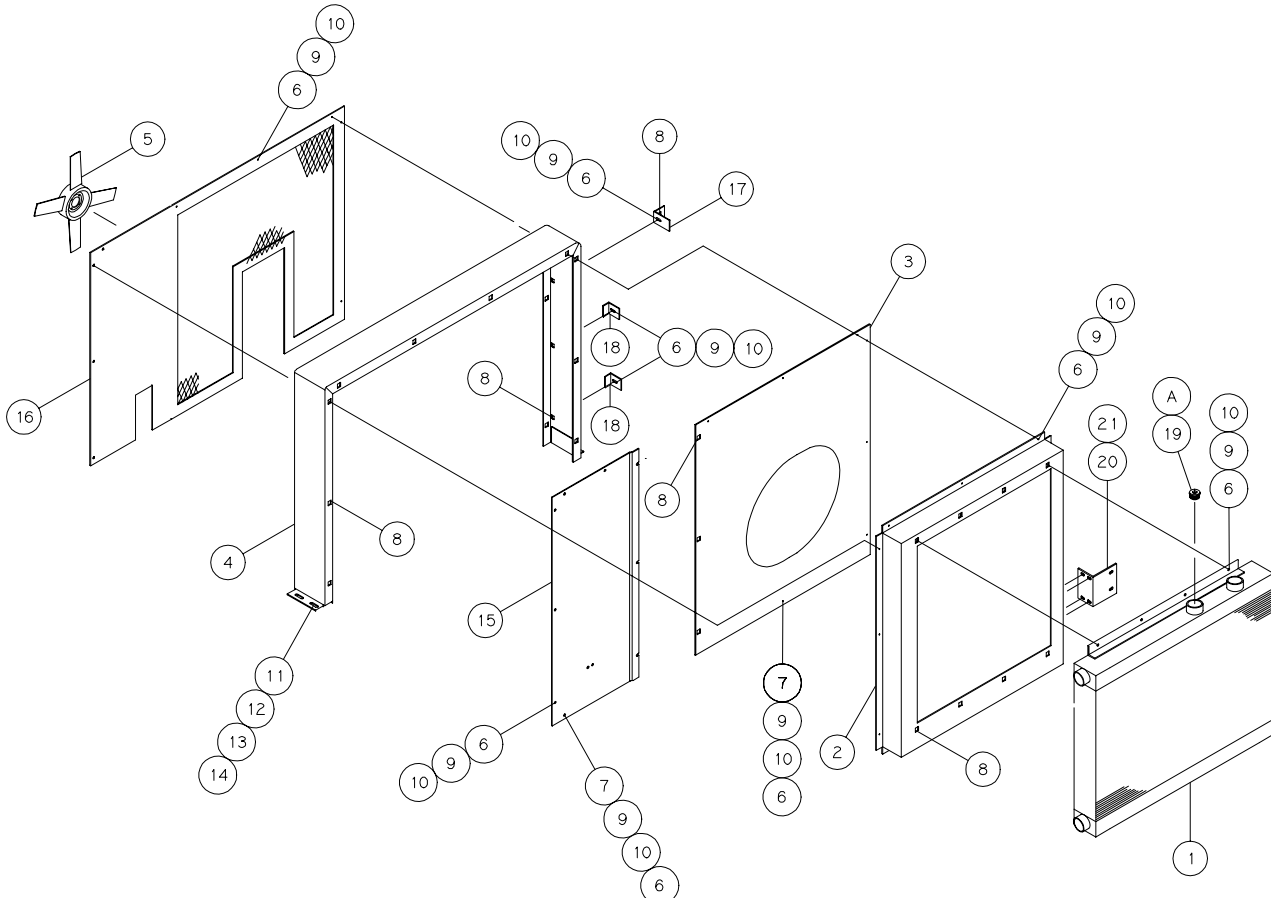
RECEIVER GROUP (200 & 240 GALLON) (water-cooled, 15HP - 50HP)



ITEM NUMBER	QTY.	PART NUMBER	PART NUMBER	DESCRIPTION
		129138-001	129138-003	
		200 GALLON	240 GALLON	
1	1	128899-200	128899-240	RECEIVER
2	1	125938-001	←	NIPPLE-PIPE, 1/4 NPT X CLOSE
3	2	23225	←	FITTING-MALE CONNECTOR, 1-1/4 TUBE X 1-1/4 NPT
4	2	2951	←	BUSHING-PIPE, 1/2 NPT X 1/4 NPT
5	1	110514-300	←	GAUGE-RECEIVER PRESSURE
6	1	141478-200	←	VALVE-PRESSURE RELIEF
7	1	2713	←	DRAINCOCK-1/4 NPT
8	2	6639-F	←	BUSHING-PIPE, 2.00 NPT X 1-1/4 NPT
9	3	4715	←	ELBOW-PIPE, 1-1/4 NPT
10	1	5760	←	ELBOW-PIPE, 1-1/4 NPT
11	1	110425-125	←	VALVE-QUARTER TURN
12	1	125938-042	←	NIPPLE-PIPE, 1-1/4 NPT X 6.00
13	1	125938-056	←	NIPPLE-PIPE, 1-1/4 NPT X 7.75
14	1	121918-030	←	TUBE-FORMED, 1-1/4, O.D.
15	4	123478-N15	←	SCREW-CAP, 1/2-13 UNC X 1.50, GRADE 5 (@ 55 FT-LBS)
16	4	124364-N02	←	NUT-HEX, 1/2-13 UNC
17	4	123115-08C	←	LOCKWASHER, 1/2
18	4	110428W050	←	FLATWASHER, 1/2
19	2	125938-022	←	NIPPLE-PIPE, 1-1/4 NPT X 3.50

@indicates torque value in foot pounds. (lubricated threads)

COOLER GROUP (air-cooled)

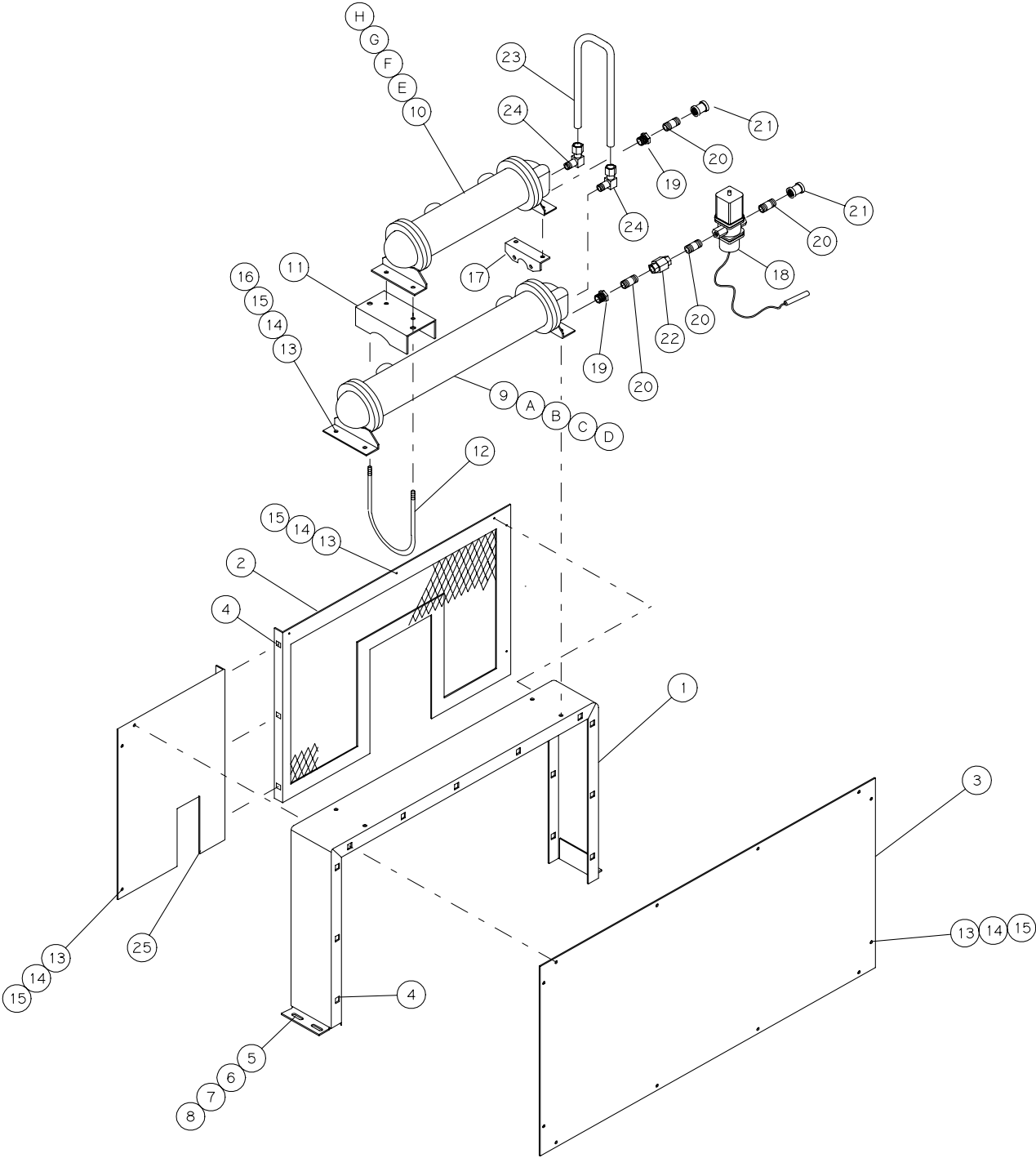


COOLER GROUP *(air-cooled)*

ITEM NUMBER	QTY.	PART NUMBER	PART NUMBER	PART NUMBER	DESCRIPTION
		140304-001 15HP-20HP 25HP 60Hz	140304-002 30HP-40HP 25HP 50Hz	140304-003 50HP	
1	1	128790	128785	129067-1	COOLER-FLUID/AFTER
2	1	128789-1	128789	129333-1	FRAME-COOLER
3	1	140115-1	140115-2	140115-3	ORIFICE-FAN
4	1	128775-1	←	←	GUARD-FAN/BELT
5	1	125211	128779-003	125092	FAN
6	38	123478-K12	←	←	SCREW-CAP, 5/16-18 UNC X 1.00, GRADE 5 (@ 13 FT-LBS)
7	4	124364-K02	←	←	NUT-HEX, 5/16-18 UNC
8	38	120686	←	←	NUT-SPEED, 5/16-18 UNC
9	38	110428W031	←	←	FLATWASHER, 5/16
10	44	123115-05C	←	←	LOCKWASHER, 5/16
11	4	123478-L12	←	←	SCREW-CAP, 3/8-16 UNC X 1.00, GRADE 5 (@ 23 FT-LBS)
12	4	123115-06C	←	←	LOCKWASHER, 3/8
13	4	124364-L02	←	←	NUT-HEX, 3/8-16 UNC
14	4	110428W038	←	←	FLATWASHER, 3/8
15	1	129023	←	129023-1	PANEL-ACCESS
16	1	129017-1	←	←	GUARD-SCREEN
17	1	129346	←	←	CLIP-STARTER ENCLOSURE
18	2	129347	←	←	CLIP-BELT GUARD
19	1	NOT USED	←	128883-131	PLUG-PIPE, 1-5/16-12, SAE O-RING
20	4	NOT USED	←	127984-J12	SCREW-CAP, 1/4-20 UNC X 1.00, GRADE 5 (@ 6 FT-LBS)
21	1	NOT USED	←	129349	BRACKET-AIR PIPING
COMPONENT MAINTENANCE PARTS					
A	1	NOT USED	←	140406-916	O-RING, VITON

@ indicates torque value in foot pounds. *(lubricated threads)*

COOLER GROUP
(water-cooled, less cabinet)



COOLER GROUP
(water-cooled, less cabinet)

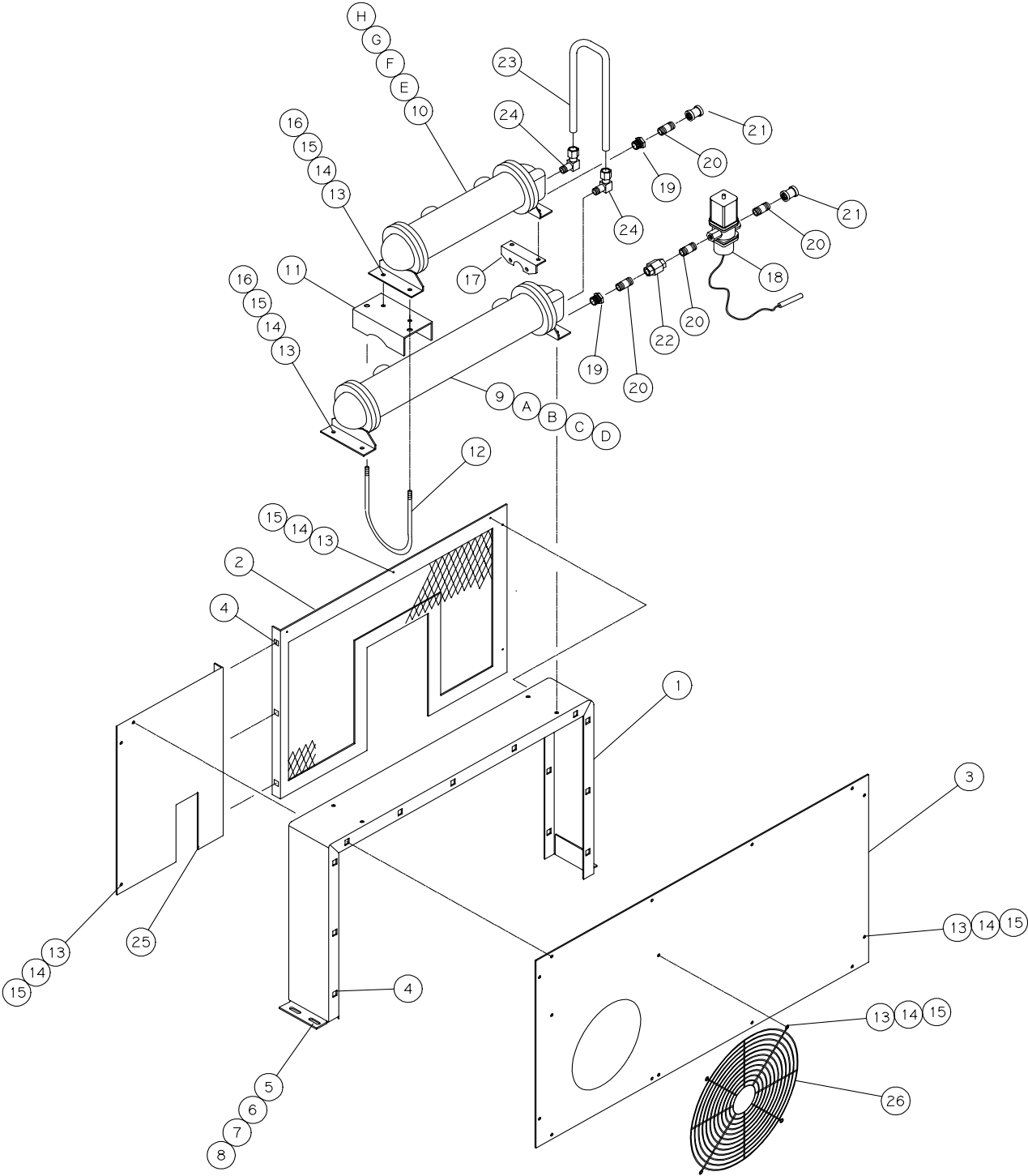
ITEM NUMBER	QTY.	PART NUMBER	PART NUMBER	PART NUMBER	DESCRIPTION
		140224-001	140224-002	140224-003	
		15HP-25HP	30HP-40HP	50HP	
1	1	140220	←	←	GUARD-FAN/BELT
2	1	140221	←	←	GUARD-SCREEN
3	1	129096	←	←	PANEL-COVER
4	25	8452	←	120686	NUT-SPEED, 5/16-18 UNC
5	4	123478-L12	←	←	SCREW-CAP, 3/8-16 UNC X 1.00, GRADE 5 (@ 23 FT-LBS)
6	4	110428W038	←	←	FLATWASHER, 3/8
7	4	123115-06C	←	←	LOCKWASHER, 3/8
8	4	124364-L02	←	←	NUT-HEX, 3/8-16 UNC
9	1	22708-12	22708-1	22708-2	HEAT EXCHANGER-FLUID COOLER
10	1	120454	22709-1	22709-2	HEAT EXCHANGER-AFTERCOOLER
11	1	129127	←	←	BRACKET-SUPPORT
12	1	23256	←	23731	U-BOLT, 1/2-13 UNC
13	31	123478-K10	←	←	SCREW-CAP, 5/16-18 UNC X 0.75, GRADE 5 (@ 13 FT-LBS)
14	31	123115-05C	←	←	LOCKWASHER, 5/16
15	31	110428W031	←	←	FLATWASHER, 5/16
16	8	124364-K02	←	←	NUT-HEX, 5/16-18 UNC
17	1	129136	←	140219	CRADLE-COOLER
18	1	7651	←	←	VALVE-WATER REGULATING
19	2	125868-007	←	125868-012	BUSHING-PIPE
20	4	126018-001	←	←	NIPPLE-PIPE, 1/2 NPT X CLOSE
21	2	23976	←	←	COUPLING-PIPE, 1/2 NPT
22	1	127289-016	←	NOT USED	UNION-PIPE, 1.00 NPT
23	1	125891-002	←	←	TUBE-FORMED, 3/4 O.D.
24	2	110419-017	←	←	FITTING-ELBOW, 90° MALE, 3/4 TUBE X 3/4 NPT
25	1	129098-2	←	←	GUARD-SCREEN

COMPONENT MAINTENANCE PARTS

A	1	22708-115	22708-125	22708-225	BONNET-IN/OUT
B	1	22708-116	22708-126	22708-226	BONNET-RETURN
C	1	22708-117	22708-127	22708-227	GASKET-IN/OUT
D	1	22708-118	22708-128	22708-228	GASKET-RETURN
E	1	22709-115	22709-125	22709-225	BONNET-IN/OUT
F	1	22709-116	22709-126	22709-226	BONNET-RETURN
G	1	22709-117	22709-127	22709-227	GASKET-IN/OUT
H	1	22709-118	22709-128	22709-228	GASKET-RETURN

@ indicates torque value in foot pounds. (lubricated threads)

COOLER GROUP
(water-cooled, with cabinet)



COOLER GROUP
(water-cooled, with cabinet)

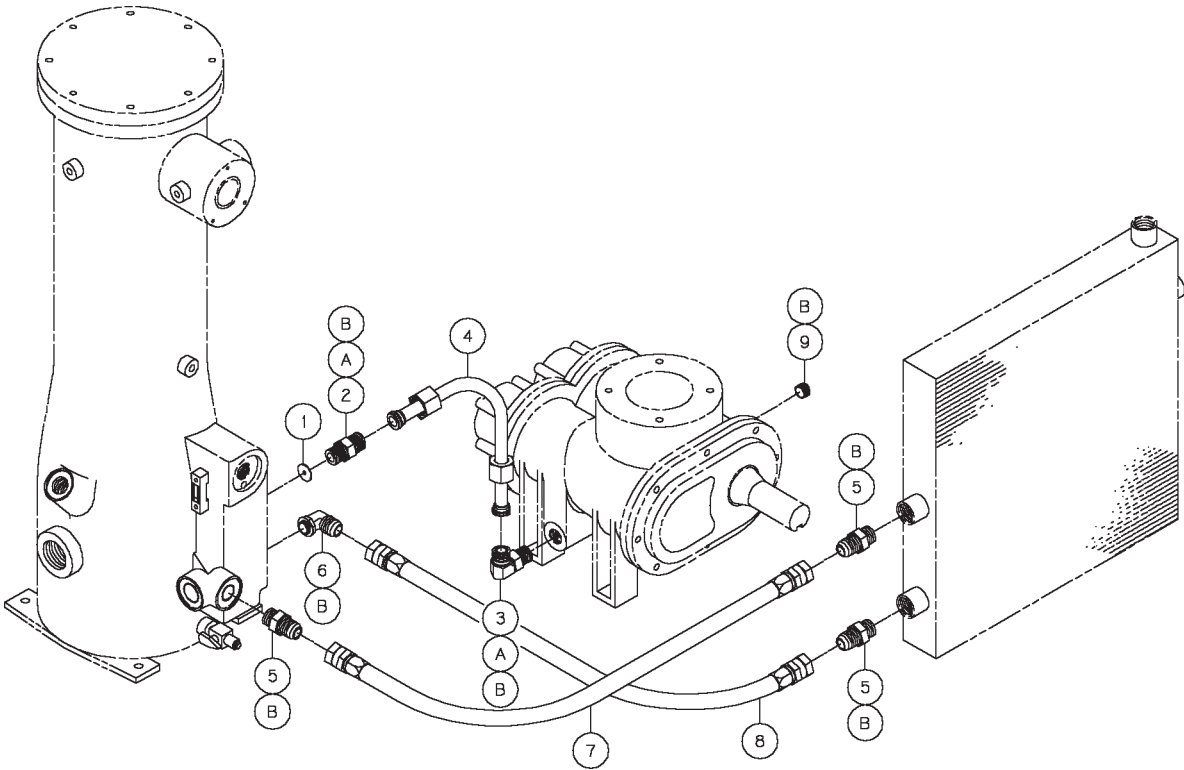
ITEM NUMBER	QTY.	PART NUMBER	PART NUMBER	PART NUMBER	DESCRIPTION
		140223-001	140223-002	140223-003	
		15HP-25HP	30HP-40HP	50HP	
1	1	140220	←	←	GUARD-FAN/BELT
2	1	140221	←	←	GUARD-SCREEN
3	1	129096-1	←	←	PANEL-COVER
4	25	8452	←	120686	NUT-SPEED, 5/16-18 UNC
5	4	123478-L12	←	←	SCREW-CAP, 3/8-16 UNC X 1.00, GRADE 5 (@ 23 FT-LBS)
6	4	110428W038	←	←	FLATWASHER, 3/8
7	4	123115-06C	←	←	LOCKWASHER, 3/8
8	4	124364-L02	←	←	NUT-HEX, 3/8-16 UNC
9	1	22708-12	22708-1	22708-2	HEAT EXCHANGER-FLUID COOLER
10	1	120454	22709-1	22709-2	HEAT EXCHANGER-AFTERCOOLER
11	1	129127	←	140218	BRACKET-SUPPORT
12	1	23256	←	23731	U-BOLT, 1/2-13 UNC
13	34	123478-K10	←	123478-K12	SCREW-CAP, 5/16-18 UNC X 0.75, GRADE 5 (@ 13 FT-LBS)
14	34	123115-05C	←	←	LOCKWASHER, 5/16
15	34	110428W031	←	←	FLATWASHER, 5/16
16	8	124364-K02	←	←	NUT-HEX, 5/16-18 UNC
17	1	129136	←	140219	CRADLE-COOLER
18	1	7651	←	←	VALVE-WATER REGULATING
19	2	125868-007	←	125868-012	BUSHING-PIPE
20	4	126018-001	←	←	NIPPLE-PIPE, 1/2 NPT X CLOSE
21	2	23976	←	←	COUPLING-PIPE, 1/2 NPT
22	1	127289-016	←	←	UNION-PIPE, 1.00 NPT
23	1	125891-002	←	←	TUBE-FORMED, 3/4 O.D.
24	2	110419-017	←	←	FITTING-ELBOW, 90° MALE, 3/4 TUBE X 3/4 NPT
25	1	129098-2	←	←	GUARD-SCREEN
26	1	128828	←	←	GUARD-FAN

COMPONENT MAINTENANCE PARTS

A	1	22708-115	22708-125	22708-225	BONNET-IN/OUT
B	1	22708-116	22708-126	22708-226	BONNET-RETURN
C	1	22708-117	22708-127	22708-227	GASKET-IN/OUT
D	1	22708-118	22708-128	22708-228	GASKET-RETURN
E	1	22709-115	22709-125	22709-225	BONNET-IN/OUT
F	1	22709-116	22709-126	22709-226	BONNET-RETURN
G	1	22709-117	22709-127	22709-227	GASKET-IN/OUT
H	1	22709-118	22709-128	22709-228	GASKET-RETURN

@ indicates torque value in foot pounds. (lubricated threads)

FLUID PIPING GROUP (air-cooled)



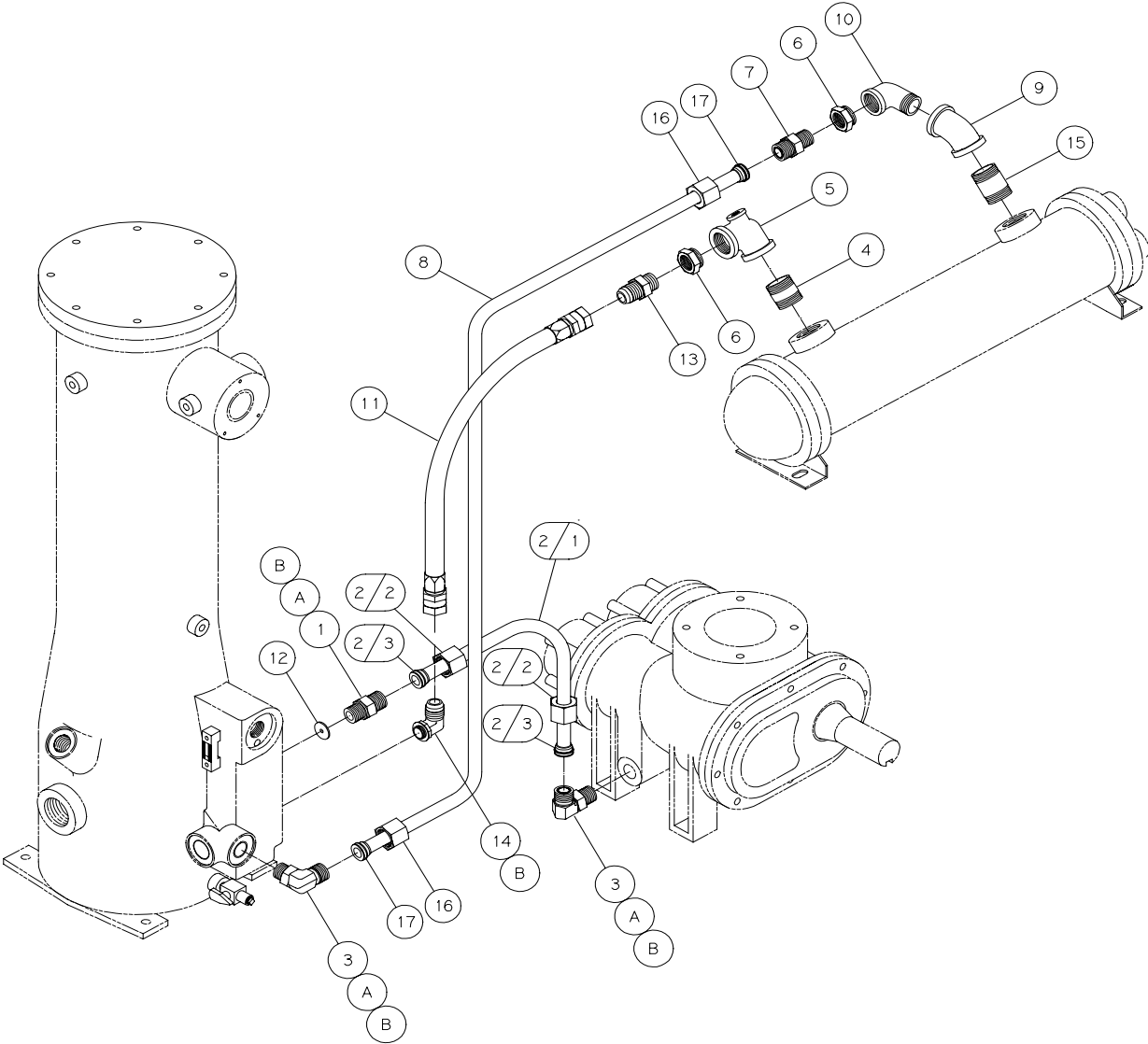
NOTE—UNLESS OTHERWISE SPECIFIED:
1) ITEM 10 (ADAPTER) IS NOT SHOWN AND IS USED ONLY ON 50 HP UNITS.

FLUID PIPING GROUP *(air-cooled)*

ITEM NUMBER	QTY.	PART NUMBER	PART NUMBER	DESCRIPTION
		140726-001	140726-002	
		15 & 20 HP	25 HP	
1	1	140109-250	140109-312	DISC-ORIFICE
2	1	140682-016	←	FITTING-CONNECTOR, 0.75 TUBE X 1-1/16-12 (O-RING)
3	1	140676-014	←	FITTING-ELBOW, 0.75 TUBE X 1-1/16-12 (O-RING)
4	1	140719-049	←	ASSEMBLY-TUBE, SEAL-LOK, 0.75 O.D.
5	3	129048-015	←	FITTING-ADAPTER, 0.75 TUBE X 1-1/16-12 (O-RING)
6	1	129010-015	←	FITTING-ELBOW, 0.75 TUBE X 1-1/16-12 (O-RING)
7	1	141951-041	←	ASSEMBLY-HOSE, 0.75 X 34.50 LONG
8	1	141951-039	←	ASSEMBLY-HOSE, 0.75 X 29.25 LONG
9	1	128883-106	←	PLUG-PIPE, 1-1/16-12 (O-RING)
		140726-003	140726-004	
		30 HP	40 HP	
1	1	140109-312	140109-250	DISC-ORIFICE
2	1	140682-016	←	FITTING-CONNECTOR, 0.75 TUBE X 1-1/16-12 (O-RING)
3	1	140676-014	←	FITTING-ELBOW, 0.75 TUBE X 1-1/16-12 (O-RING)
4	1	140719-049	←	ASSEMBLY-TUBE, SEAL-LOK, 0.75 O.D.
5	3	129048-015	←	FITTING-ADAPTER, 0.75 TUBE X 1-1/16-12 (O-RING)
6	1	129010-015	←	FITTING-ELBOW, 0.75 TUBE X 1-1/16-12 (O-RING)
7	1	141951-040	←	ASSEMBLY-HOSE, 0.75 X 30.00 LONG
8	1	141951-037	←	ASSEMBLY-HOSE, 0.75 X 25.00 LONG
9	1	128883-106	←	PLUG-PIPE, 1-1/16-12 (O-RING)
		140727-001		
		50 HP		
1	1	140109-312		DISC-ORIFICE
2	1	140682-016		FITTING-CONNECTOR, 0.75 TUBE X 1-1/16-12 (O-RING)
3	1	140676-014		FITTING-ELBOW, 0.75 TUBE X 1-1/16-12 (O-RING)
4	1	140719-049		ASSEMBLY-TUBE, SEAL-LOK, 0.75 O.D.
5	3	129048-015		FITTING-ADAPTER, 0.75 TUBE X 1-1/16-12 (O-RING)
6	1	129010-015		FITTING-ELBOW, 0.75 TUBE X 1-1/16-12 (O-RING)
7	1	141951-026		ASSEMBLY-HOSE, 0.75 X 27.00 LONG
8	1	141951-042		ASSEMBLY-HOSE, 0.75 X 46.00 LONG
9	1	128883-106		PLUG-PIPE, 1-1/16-12 (O-RING)
10	2	129048-016		FITTING-ADAPTER, 0.75 TUBE X 1-5/16-12 (O-RING)
COMPONENT MAINTENANCE PARTS				
A	2	140675-005	←	O-RING, FACE SEAL, VITON
B	7	140406-912	←	O-RING, VITON

@indicates torque value in foot pounds. (lubricated threads)

FLUID PIPING GROUP (water-cooled)



FLUID PIPING GROUP *(water-cooled)*

ITEM NUMBER	QTY.	PART NUMBER	PART NUMBER	DESCRIPTION
		140725-001 15HP-20HP 40HP-50HP	140725-002 25HP-30HP	
1	1	140682-016	←	FITTING-UNION, 3/4 TUBE X 1-1/16-12, SAE O-RING
2	1	140784-001	←	ASSEMBLY-TUBE, INJECTION
2/1	1	121918-076	←	TUBE-FORMED, 3/4 O.D.
2/2	2	140679-005	←	FITTING-NUT, 3/4 O.D. TUBE
2/3	2	140680-005	←	FITTING-SLEEVE, 3/4 O.D. TUBE
3	2	140676-014	←	FITTING-ELBOW, 3/4 TUBE X 1-1/16-12, SAE O-RING
4	1	125939-001	←	NIPPLE-PIPE, 1-1/2 NPT X CLOSE
5	1	124420-001	←	TEE-PIPE, 1-1/2 NPT X 1/2 NPT X 1-1/2 NPT
6	2	4806	←	BUSHING-PIPE, 1-1/2 NPT X 3/4 NPT
7	1	140681-012	←	FITTING-UNION, 3/4 TUBE X 3/4 NPTF
8	1	140216	←	TUBE-STEEL, 3/4 O.D.
9	1	21214	←	ELBOW-PIPE, 1-1/2 NPT X 1-1/2 NPT X 45°
10	1	4512	←	ELBOW-PIPE, 1-1/2 NPT, STREET
11	1	128188-016	←	ASSEMBLY-HOSE, 0.75 D (NOMINAL)
12	1	140109-250	140109-312	DISC-ORIFICE
13	1	123166-21	←	FITTING-MALE CONNECTOR, 3/4 TUBE X 3/4 NPT
14	1	129010-015	←	FITTING-ELBOW, 1-1/16 NPT X 1-1/16-12, SAE O-RING
15	1	125939-010	←	NIPPLE-PIPE, 1-1/2 NPT X 2.00
16	2	140679-005	←	FITTING-NUT, 3/4 O.D. TUBE
17	2	140680-005	←	FITTING-SLEEVE, 3/4 O.D. TUBE

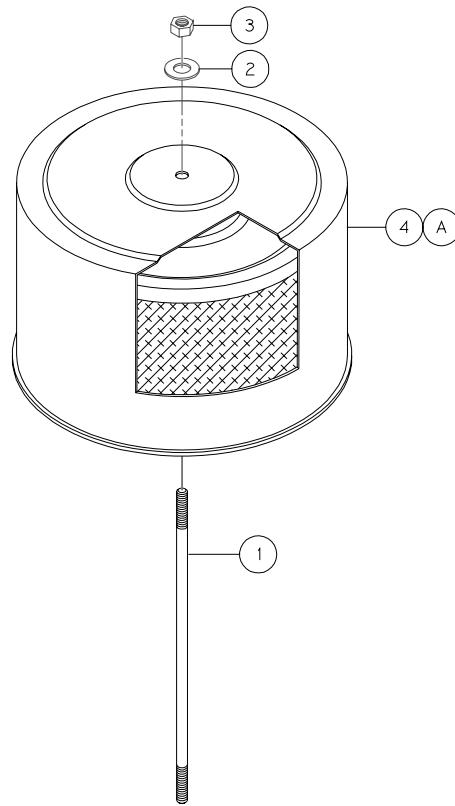
COMPONENT MAINTENANCE PARTS

A	3	140675-005	←	O-RING, FACE SEAL, VITON
B	4	140406-912	←	O-RING, VITON

@ indicates torque value in foot pounds. *(lubricated threads)*

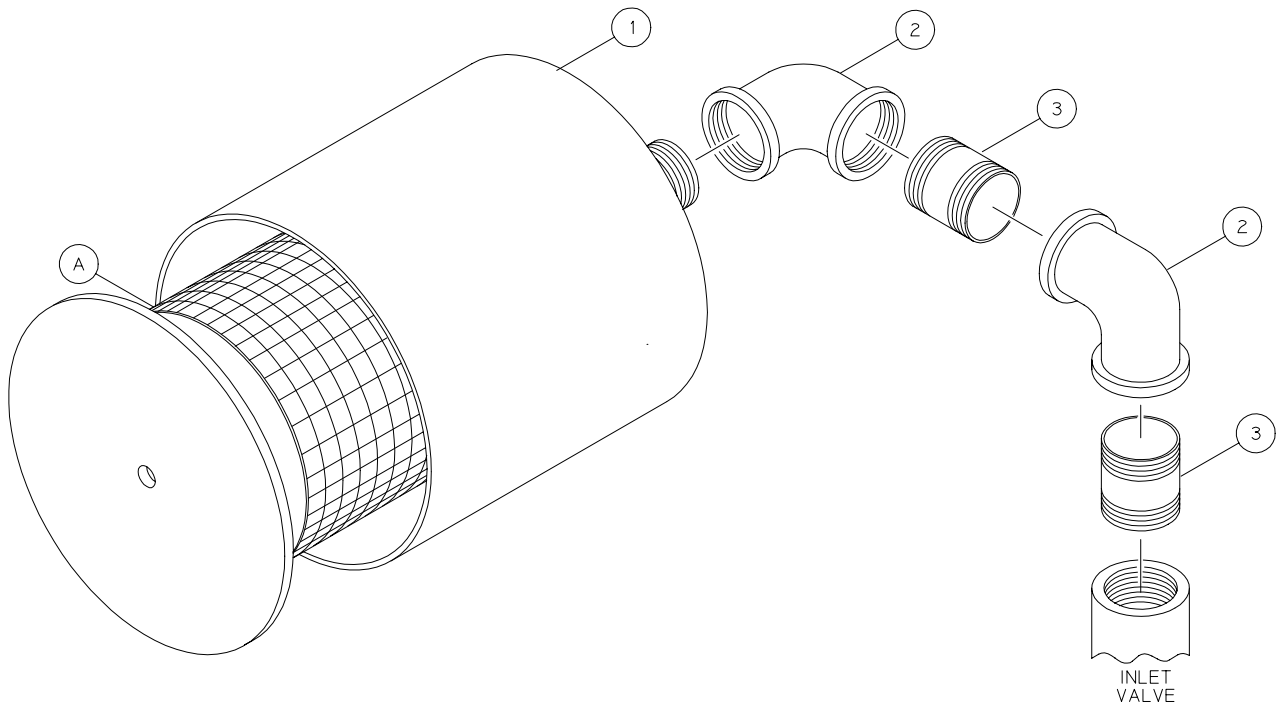
AIR FILTER GROUP

126679



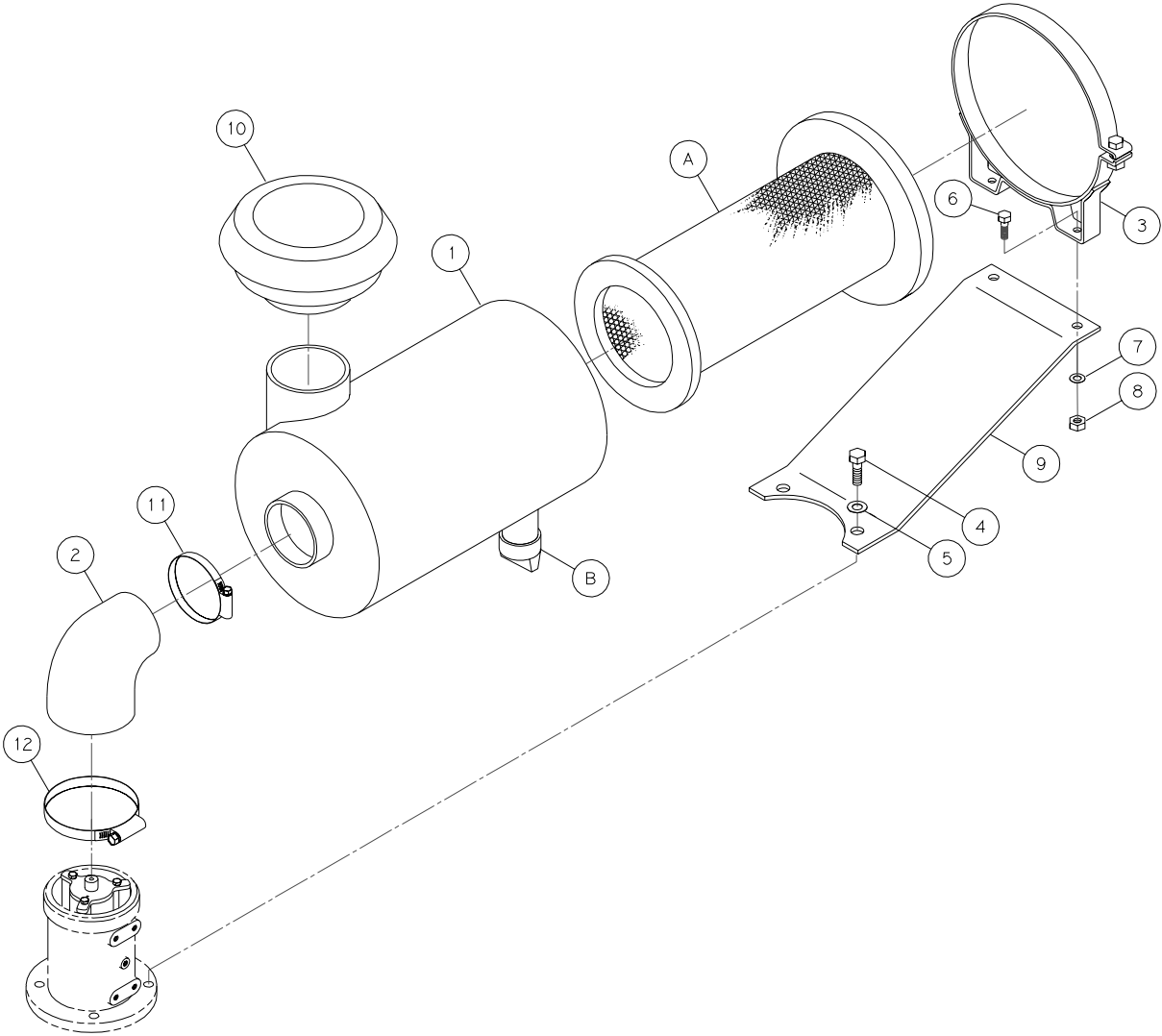
ITEM NUMBER	QTY.	PART NUMBER	DESCRIPTION
1	1	126462	STUD-AIR FILTER
2	1	110428N025	FLATWASHER, 1/4
3	1	124370-J02	LOCKNUT, 1/4-20 UNC
4	1	126467H450	FILTER-AIR
COMPONENT MAINTENANCE PARTS			
A	1	126467E450	ELEMENT-AIR FILTER

AIR FILTER GROUP (wye-delta)
142919-001



ITEM NUMBER	QTY.	PART NUMBER	DESCRIPTION
1	1	125420H350	FILTER-AIR
2	2	23895	ELBOW-PIPE, 90°, 3.50 NPT
3	2	125943-001	NIPPLE-PIPE, 3.50 NPT X CLOSE
COMPONENT MAINTENANCE PARTS			
A	1	125420E300	ELEMENT-AIRFILTER

AIR FILTER GROUP (heavy duty)
126680



NOTES-UNLESS OTHERWISE SPECIFIED:
1) UNITS WITH CABINET DO NOT REQUIRE ITEM 10.

AIR FILTER GROUP (heavy duty)
126680

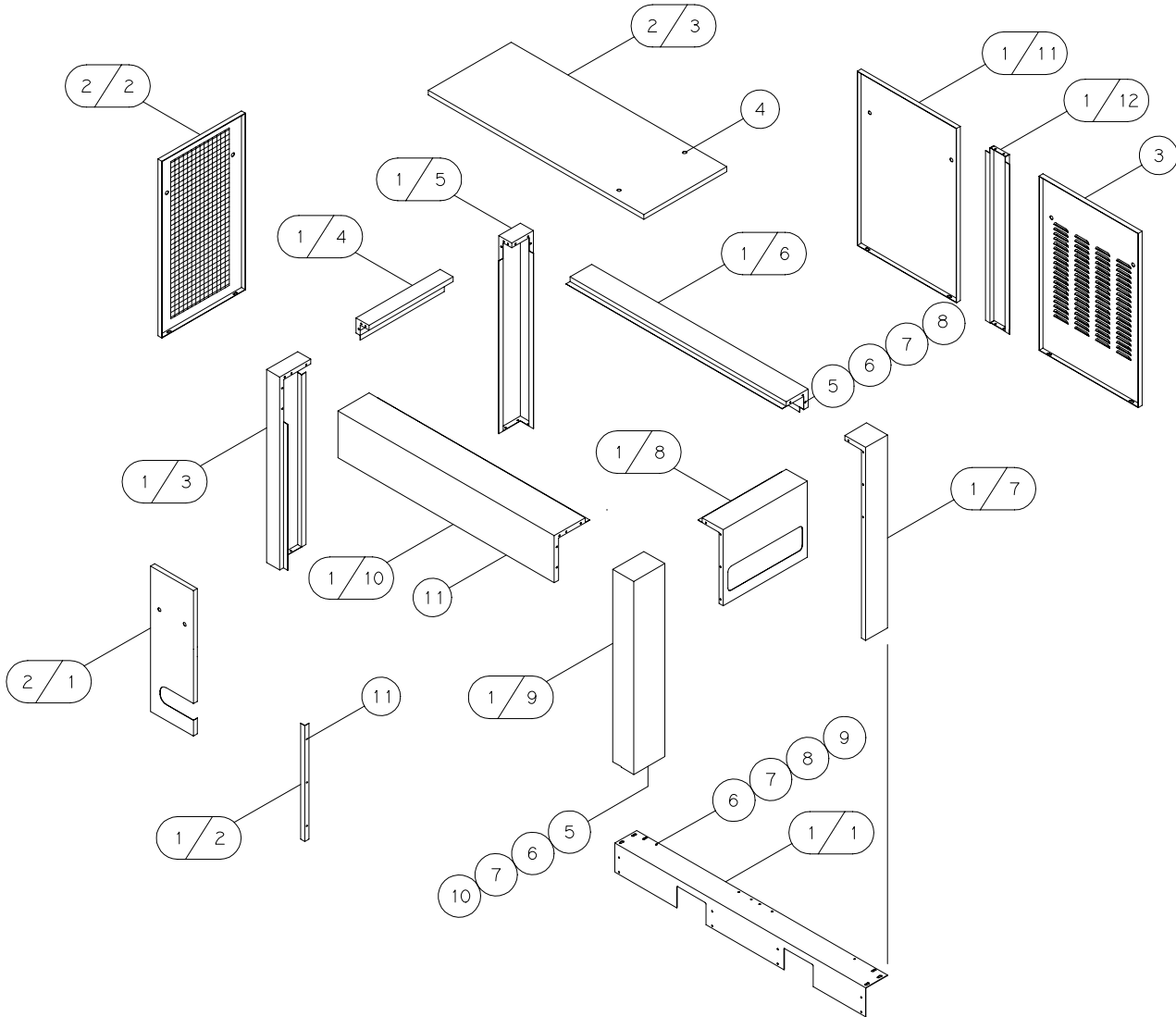
ITEM NUMBER	QTY.	PART NUMBER	DESCRIPTION
1	1	22864-8	FILTER-AIR
2	1	122934-04	ELBOW-RUBBER
3	1	120293	BAND-AIR FILTER MOUNTING
4	2	123478-N15	SCREW-CAP, 1/2-13 UNC X 1.50, GRADE 5 (@ 55 FT-LBS)
5	2	123115-08C	LOCKWASHER, 1/2
6	2	123478-K09	SCREW-CAP, 5/16-18 UNC X 0.62, GRADE 5 (@ 13 FT-LBS)
7	2	123115-05C	LOCKWASHER, 5/16
8	2	124364-K02	NUT-HEX, 5/16-18 UNC
9	1	126681	BRACKET-AIR FILTER
10	1	22275	HOOD-AIR FILTER
11	1	110423-064	CLAMP-HOSE
12	1	110423-096	CLAMP-HOSE

COMPONENT MAINTENANCE PARTS

A	1	23458-1	ELEMENT-AIR FILTER
B	1	121291	COVER-DUST

@ indicates torque value in foot pounds. (*lubricated threads*)

CABINET GROUP (ODP, air-cooled)



CABINET GROUP (ODP, air-cooled)

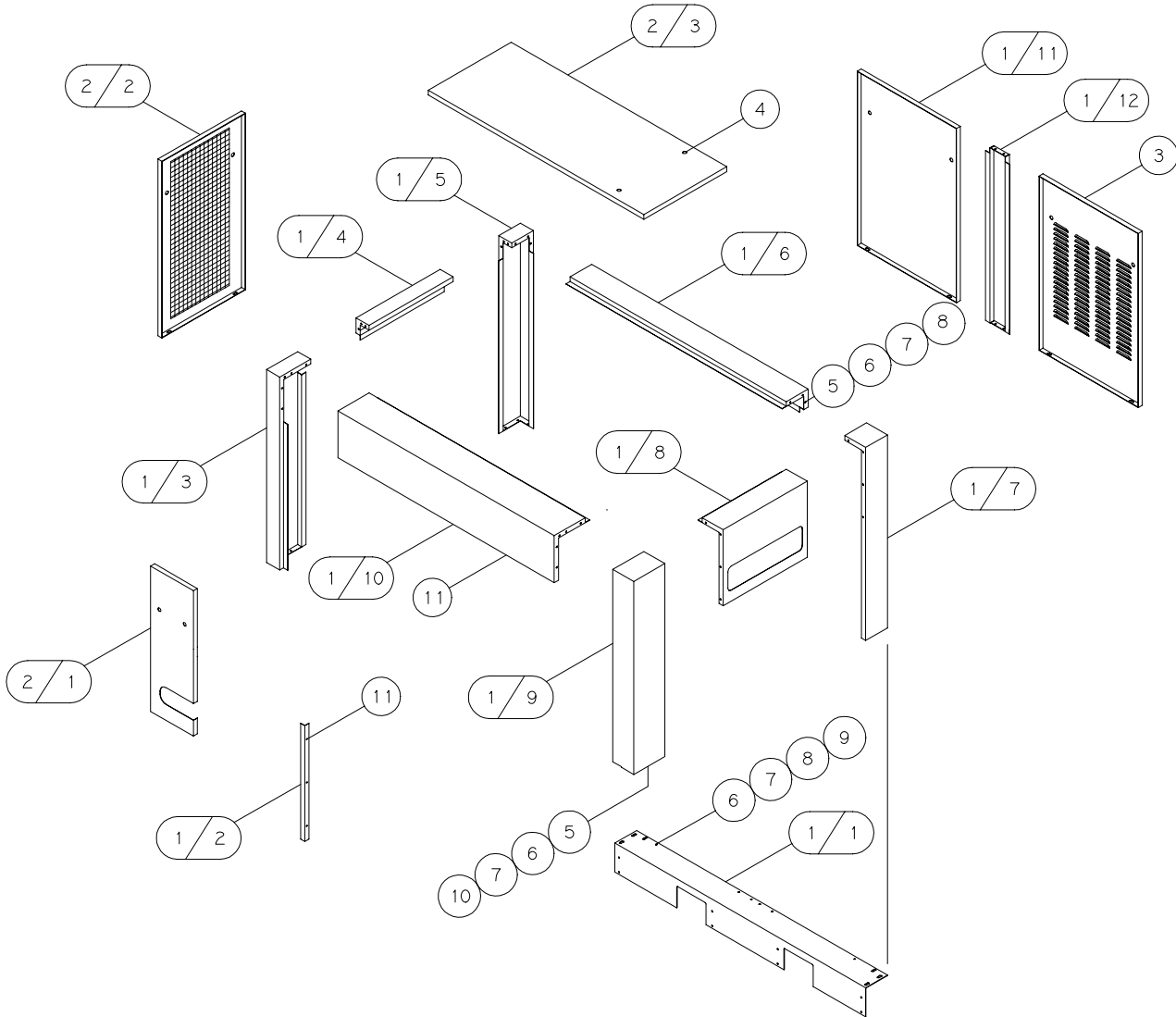
ITEM NUMBER	QTY.	PART NUMBER	PART NUMBER	DESCRIPTION
		140190-001 15HP-40HP 50HP(380-575V)	140190-005* 50HP (200-230V)	
1	1	140331-2	140332-2	KIT-CABINET, QSB, STD
1/1	1	128797	←	SUPPORT-ANGLE
1/2	1	129024	←	ANGLE-DOOR
1/3	1	128796-17	140171	PANEL-CORNER POST
1/4	1	128796-14	←	PANEL-REAR CROSS
1/5	1	128796-16	140170	PANEL-CORNER POST
1/6	1	128796-11	←	PANEL-ROOF SUPPORT
1/7	1	128796-15	140165	PANEL-CORNER POST
1/8	1	128796-13	140162	PANEL-INSTRUMENT
1/9	1	128796-18	140173	PANEL-CORNER POST
1/10	1	128796-19	140179	PANEL-ROOF SUPPORT
1/11	1	128796-22	140175	PANEL-DOOR
1/12	1	128796-21	140174	PANEL-DOOR POST
2	1	142569	142573	KIT-CABINET, AIR-COOLED, QSB, STD
2/1	1	140327	←	PANEL-DOOR, FLUID
2/2	1	128796-12	142378	PANEL-AIR INTAKE
2/3	1	128796-20	←	PANEL-DOOR, TOP
3	1	128796-23	140176	PANEL-DOOR
4	10	127623	←	LATCH-DOOR, QUARTERTURN
5	42	142578-K12	←	SCREW-CAP, 5/16-18 UNC X 1.00, ZINC, GRADE 5 (@ 13 FT-LBS)
6	50	110428W031	←	FLATWASHER, 5/16
7	50	123115-05Z	←	LOCKWASHER, 5/16, ZINC
8	48	7612	←	NUT-HEX, 5/16-18 UNC, ZINC
9	8	142650-K12	←	SCREW-CAP, 5/16-18 UNC X 1.00, ZINC, GRADE 5 (@ 13 FT-LBS)
10	2	8452Z	←	NUT-SPEED, 5/16-18 UNC, ZINC
11	5	128705-I10	←	SCREW-SELF-DRILLING, #14 X 0.75, ZINC

NOTES:

* Wye-delta units (ODP, air-cooled) 15hp - 50hp, and (TEFC, air-cooled) 15hp - 40hp, use product number 140190-005.

@ indicates torque value in foot pounds. (lubricated threads)

CABINET GROUP (TEFC, air-cooled)



CABINET GROUP (TEFC, air-cooled)

ITEM NUMBER	QTY.	PART NUMBER	PART NUMBER	PART NUMBER	DESCRIPTION
		140190-001 15HP-30HP	140190-002 40HP 50HP(380-575V)	140190-006* 50HP (200-230V)	
1	1	140331-2	←	140332-2	KIT-CABINET, QSB, STD
1/1	1	128797	←	←	SUPPORT-ANGLE
1/2	1	129024	←	←	ANGLE-DOOR
1/3	1	128796-17	←	140171	PANEL-CORNER POST
1/4	1	128796-14	←	←	PANEL-REAR CROSS
1/5	1	128796-16	←	140170	PANEL-CORNER POST
1/6	1	128796-11	←	←	PANEL-ROOF SUPPORT
1/7	1	128796-15	←	140165	PANEL-CORNER POST
1/8	1	128796-13	←	140162	PANEL-INSTRUMENT
1/9	1	128796-18	←	140173	PANEL-CORNER POST
1/10	1	128796-19	←	140179	PANEL-ROOF SUPPORT
1/11	1	128796-22	←	140175	PANEL-DOOR
1/12	1	128796-21	←	140174	PANEL-DOOR POST
2	1	142569	←	142573	KIT-CABINET, AIR-COOLED, QSB, STD
2/1	1	140327	←	←	PANEL-DOOR, FLUID
2/2	1	128796-12	←	142378	PANEL-AIR INTAKE
2/3	1	128796-20	←	←	PANEL-DOOR, TOP
3	1	128796-23	128796-24	140177	PANEL-DOOR
4	10	127623	←	←	LATCH-DOOR, QUARTERTURN
5	42	142578-K12	←	←	SCREW-CAP, 5/16-18 UNC X 1.00, ZINC, GRADE 5 (@ 13 FT-LBS)
6	50	110428W031	←	←	FLATWASHER, 5/16
7	50	123115-05Z	←	←	LOCKWASHER, 5/16, ZINC
8	48	7612	←	←	NUT-HEX, 5/16-18 UNC, ZINC
9	8	142650-K12	←	←	SCREW-CAP, 5/16-18 UNC X 1.00, ZINC, GRADE 5 (@ 13 FT-LBS)
10	2	8452Z	←	←	NUT-SPEED, 5/16-18 UNC, ZINC
11	5	128705-110	←	←	SCREW-SELF-DRILLING, #14 X 0.75, ZINC

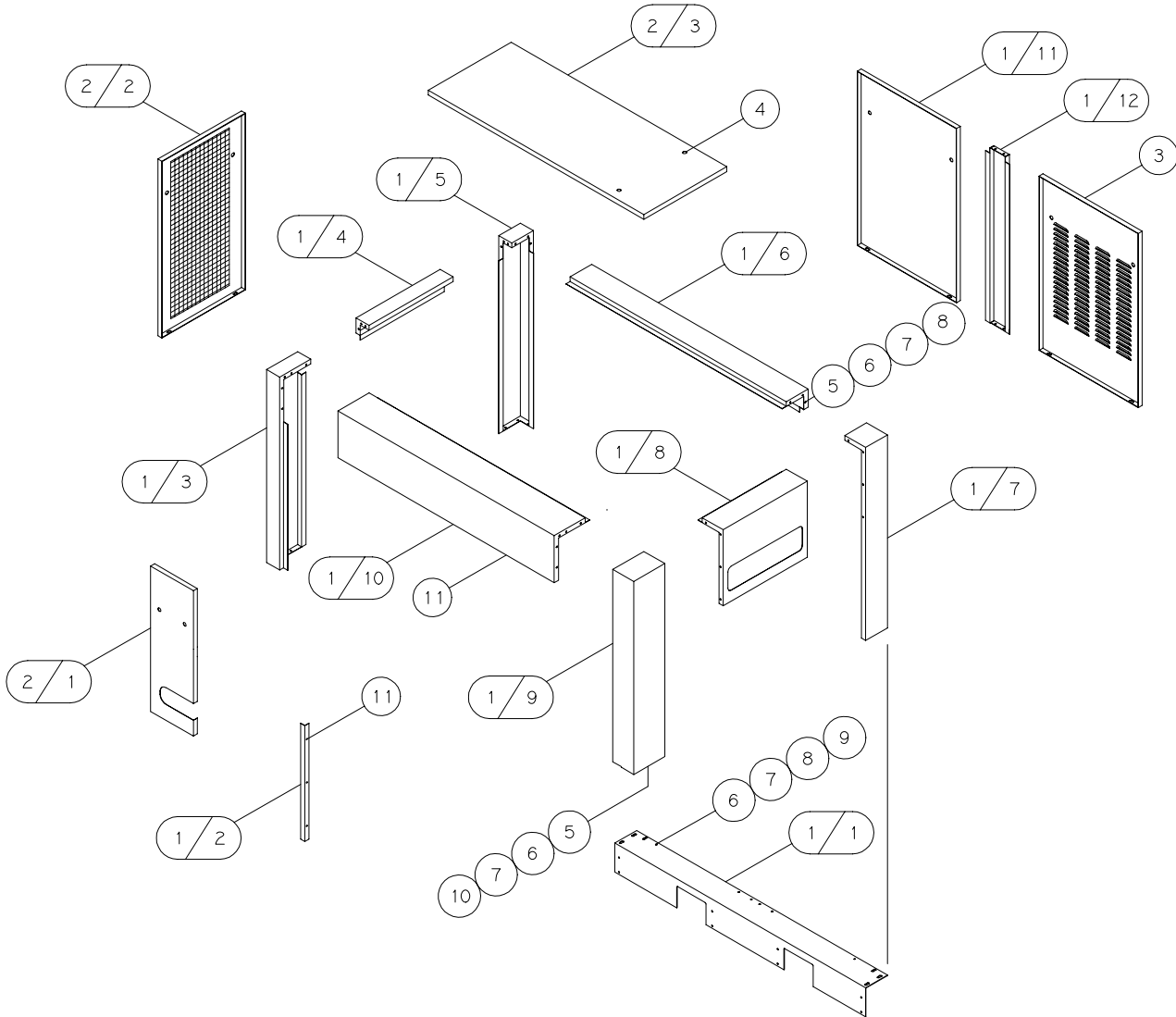
NOTES:

* Wye-delta units (TEFC, air-cooled) 50hp, use product number 140190-006.

@ indicates torque value in foot pounds. (lubricated threads)

CABINET GROUP (electronic control, air-cooled)

142558-005

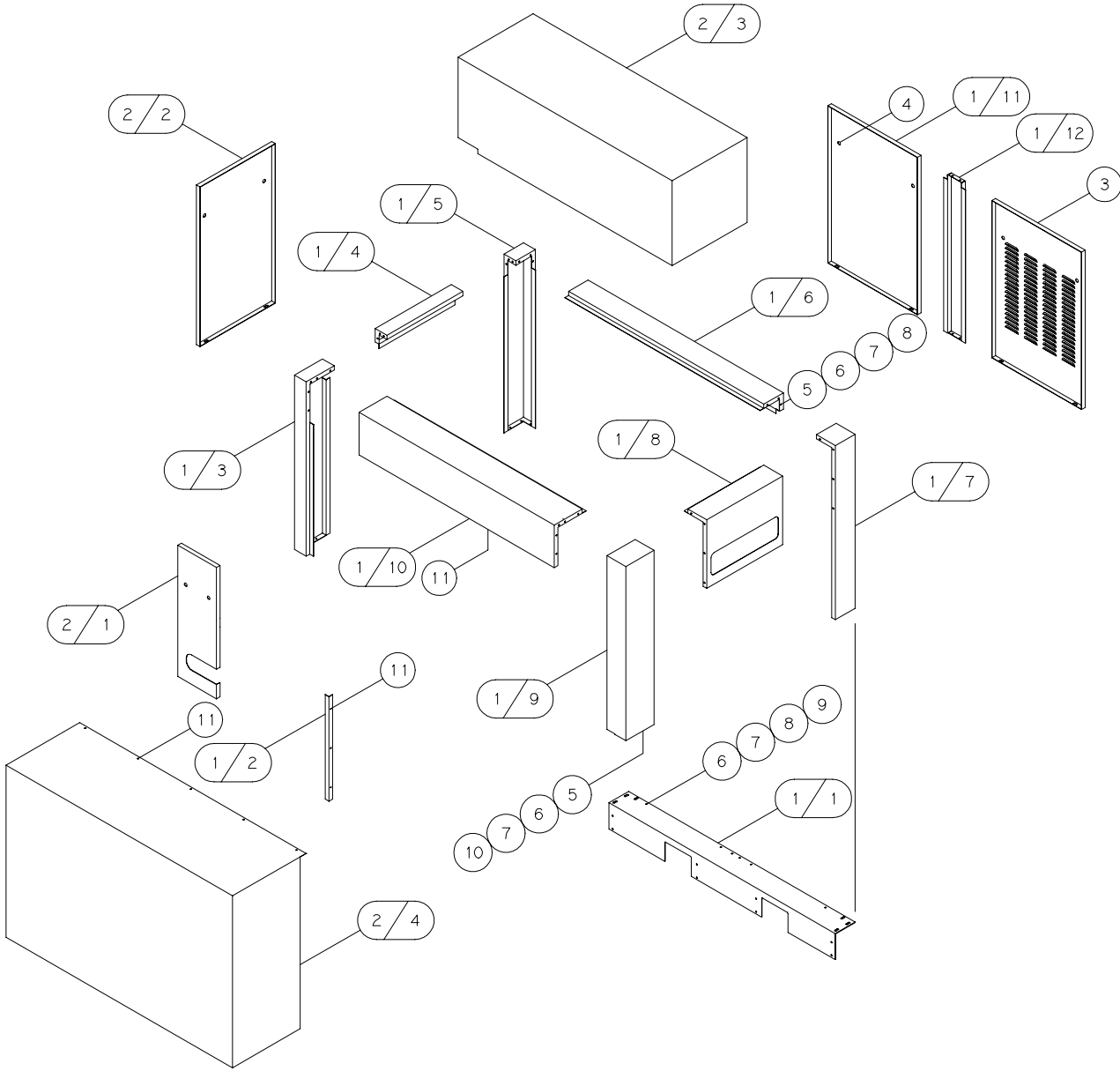


CABINET GROUP (electronic control, air-cooled)
142558-005

ITEM NUMBER	QTY.	PART NUMBER	DESCRIPTION
1	1	142559	KIT-CABINET, QSB, ELECTRONIC CONTROL
1/1	1	128797	SUPPORT-ANGLE
1/2	1	129024	ANGLE-DOOR
1/3	1	140171	PANEL-CORNER POST
1/4	1	128796-14	PANEL-REAR CROSS
1/5	1	140170	PANEL-CORNER POST
1/6	1	128796-11	PANEL-ROOF SUPPORT
1/7	1	140165	PANEL-CORNER POST
1/8	1	142364-29	PANEL-BLANK
1/9	1	140173	PANEL-CORNER POST
1/10	1	140179	PANEL-ROOF SUPPORT
1/11	1	140175	PANEL-DOOR
1/12	1	140174	PANEL-CENTER POST
2	1	142573	KIT-CABINET, AIR-COOLED, QSB, STD
2/1	1	140327	PANEL-DOOR, FLUID
2/2	1	142378	PANEL-AIR INTAKE
2/3	1	128796-20	PANEL-DOOR, TOP
3	1	140176	PANEL-DOOR
4	10	127623	LATCH-DOOR, QUARTERTURN
5	42	142578-K12	SCREW-CAP, 5/16-18 UNC X 1.00, ZINC, GRADE 5 (@ 13 FT-LBS)
6	50	110428W031	FLATWASHER, 5/16
7	50	123115-05Z	LOCKWASHER, 5/16, ZINC
8	48	7612	NUT-HEX, 5/16-18 UNC, ZINC
9	8	142650-K12	SCREW-CAP, 5/16-18 UNC X 1.00, ZINC, GRADE 5 (@ 13 FT-LBS)
10	2	8452Z	NUT-SPEED, 5/16-18 UNC, ZINC
11	5	128705-I10	SCREW-SELF-DRILLING, #14 X 0.75, ZINC

@ indicates torque value in foot pounds. (*lubricated threads*)

CABINET GROUP (ODP, air-cooled, low sound)



CABINET GROUP (ODP, air-cooled, low sound)

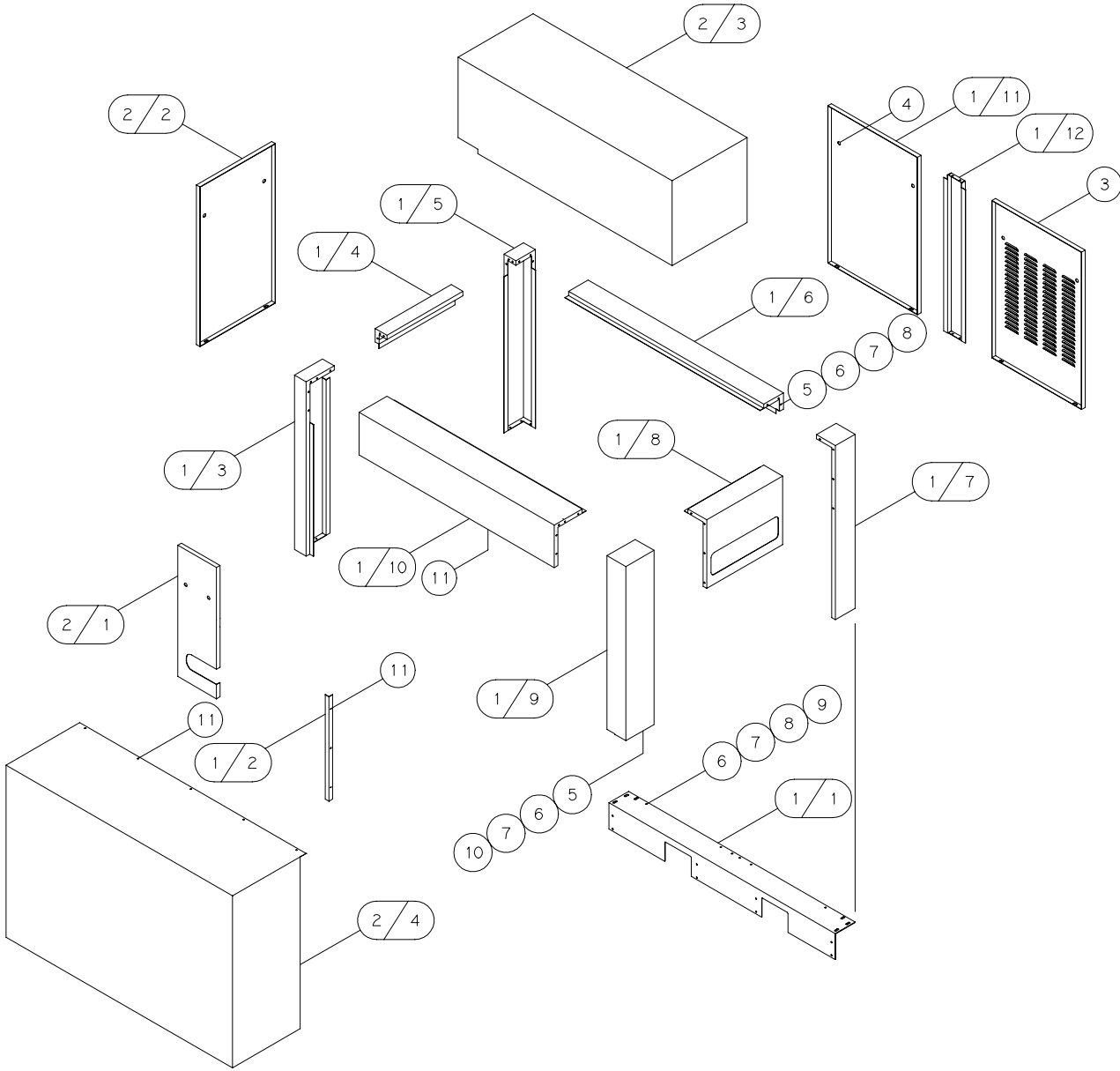
ITEM NUMBER	QTY.	PART NUMBER	PART NUMBER	DESCRIPTION
		140203-001 15HP-40HP 50HP(380-575V)	140203-005* 50HP (200-230V)	
1	1	140331-2	140332-2	KIT-CABINET, QSB, STD
1/1	1	128797	←	SUPPORT-ANGLE
1/2	1	129024	←	ANGLE-DOOR
1/3	1	128796-17	140171	PANEL-CORNER POST
1/4	1	128796-14	←	PANEL-REAR CROSS
1/5	1	128796-16	140170	PANEL-CORNER POST
1/6	1	128796-11	←	PANEL-ROOF SUPPORT
1/7	1	128796-15	140165	PANEL-CORNER POST
1/8	1	128796-13	140162	PANEL-INSTRUMENT
1/9	1	128796-18	140173	PANEL-CORNER POST
1/10	1	128796-19	140179	PANEL-ROOF SUPPORT
1/11	1	128796-22	140175	PANEL-DOOR
1/12	1	128796-21	140174	PANEL-DOOR POST
2	1	142570	142574	KIT-CABINET, AIR-COOLED, QSB, LOW SOUND
2/1	1	140327	←	PANEL-DOOR, FLUID
2/2	1	128796-27	140183	PANEL-DOOR
2/3	1	129064	←	DUCT-AIR INLET
2/4	1	129063	140185	DUCT-AIR OUTLET
3	1	128796-23	140176	PANEL-DOOR
4	10	127623	←	LATCH-DOOR, QUARTERTURN
5	42	142578-K12	←	SCREW-CAP, 5/16-18 UNC X 1.00, ZINC, GRADE 5 (@ 13 FT-LBS)
6	50	110428W031	←	FLATWASHER, 5/16
7	50	123115-05Z	←	LOCKWASHER, 5/16, ZINC
8	48	7612	←	NUT-HEX, 5/16-18 UNC, ZINC
9	8	142650-K12	←	SCREW-CAP, 5/16-18 UNC X 1.00, ZINC, GRADE 5 (@ 13 FT-LBS)
10	2	8452Z	←	NUT-SPEED, 5/16-18 UNC, ZINC
11	5	128705-I10	←	SCREW-SELF-DRILLING, #14 X 0.75, ZINC

NOTES:

* Wye-delta units (ODP, air-cooled, low sound) 15hp - 50hp, and (TEFC, air-cooled, low sound) 15hp - 40hp, use product number 140203-005.

@ indicates torque value in foot pounds. (lubricated threads)

CABINET GROUP (TEFC, air-cooled, low sound)



CABINET GROUP (TEFC, air-cooled, low sound)

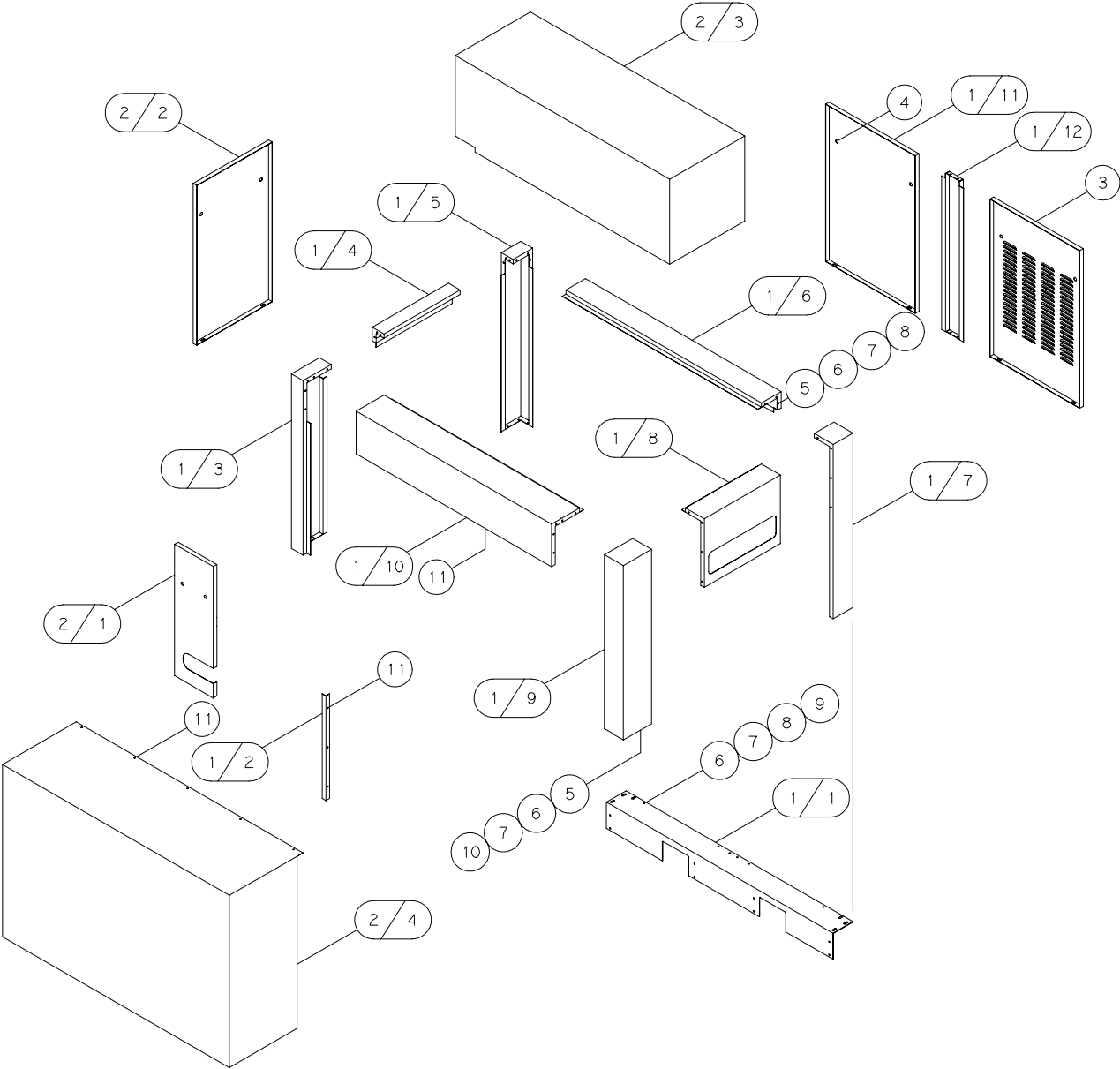
ITEM NUMBER	QTY.	PART NUMBER	PART NUMBER	PART NUMBER	DESCRIPTION
		140203-001 15HP-30HP	140203-002 40HP 50HP(380-575V)	140203-006* 50HP (200-230V)	
1	1	140331-2	←	140332-2	KIT-CABINET, QSB, STD
1/1	1	128797	←	←	SUPPORT-ANGLE
1/2	1	129024	←	←	ANGLE-DOOR
1/3	1	128796-17	←	140171	PANEL-CORNER POST
1/4	1	128796-14	←	←	PANEL-REAR CROSS
1/5	1	128796-16	←	140170	PANEL-CORNER POST
1/6	1	128796-11	←	←	PANEL-ROOF SUPPORT
1/7	1	128796-15	←	140165	PANEL-CORNER POST
1/8	1	128796-13	←	140162	PANEL-INSTRUMENT
1/9	1	128796-18	←	140173	PANEL-CORNER POST
1/10	1	128796-19	←	140179	PANEL-ROOF SUPPORT
1/11	1	128796-22	←	140175	PANEL-DOOR
1/12	1	128796-21	←	140174	PANEL-DOOR POST
2	1	142570	←	142574	KIT-CABINET, AIR-COOLED, QSB, LOW SOUND
2/1	1	140327	←	←	PANEL-DOOR, FLUID
2/2	1	128796-27	←	140183	PANEL-DOOR
2/3	1	129064	←	←	DUCT- AIR INLET
2/4	1	129063	←	140185	DUCT-AIR OUTLET
3	1	128796-23	128796-24	140176	PANEL-DOOR
4	10	127623	←	←	LATCH-DOOR, QUARTERTURN
5	42	142578-K12	←	←	SCREW-CAP, 5/16-18 UNC X 1.00, ZINC, GRADE 5 (@ 13 FT-LBS)
6	50	110428W031	←	←	FLATWASHER, 5/16
7	50	123115-05Z	←	←	LOCKWASHER, 5/16, ZINC
8	48	7612	←	←	NUT-HEX, 5/16-18 UNC, ZINC
9	8	142650-K12	←	←	SCREW-CAP, 5/16-18 UNC X 1.00, ZINC, GRADE 5 (@ 13 FT-LBS)
10	2	8452Z	←	←	NUT-SPEED, 5/16-18 UNC, ZINC
11	5	128705-110	←	←	SCREW-SELF-DRILLING, #14 X 0.75, ZINC

NOTES:

* Wye-delta units (TEFC, air-cooled, low sound) 50hp use product number 140203-006.

@ indicates torque value in foot pounds. (lubricated threads)

CABINET GROUP (electronic control, air-cooled, low sound)

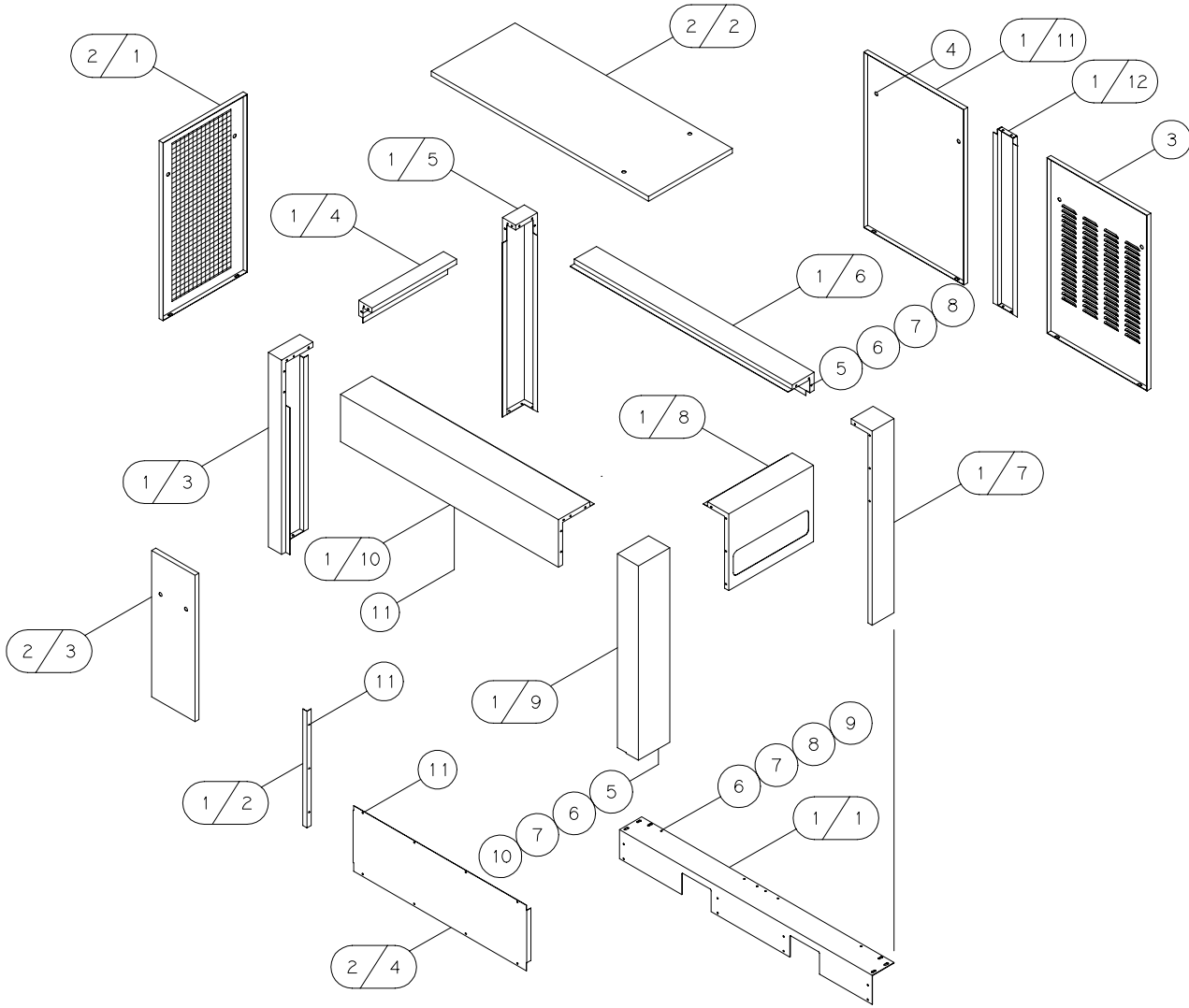


CABINET GROUP *(electronic control, air-cooled, low sound)*

ITEM NUMBER	QTY.	PART NUMBER	PART NUMBER	DESCRIPTION
		142558-007 15HP-40HP	142558-003 50HP	
1	1	142559	←	KIT-CABINET, QSB, ELECTRONIC CONTROL
1/1	1	128797	←	SUPPORT-ANGLE
1/2	1	129024	←	ANGLE-DOOR
1/3	1	140171	←	PANEL-CORNER POST
1/4	1	128796-14	←	PANEL-REAR CROSS
1/5	1	140170	←	PANEL-CORNER POST
1/6	1	128796-11	←	PANEL-ROOF SUPPORT
1/7	1	140165	←	PANEL-CORNER POST
1/8	1	142364-29	←	PANEL-BLANK
1/9	1	140173	←	PANEL-CORNER POST
1/10	1	140179	←	PANEL-ROOF SUPPORT
1/11	1	140175	←	PANEL-DOOR
1/12	1	140174	←	PANEL-CENTER POST
2	1	142574	←	KIT-CABINET, WATER-COOLED, QSB, STD
2/1	1	140327	←	PANEL-DOOR, FLUID
2/2	1	140183	←	PANEL-DOOR
2/3	1	129064	←	DUCT-AIR INLET
2/4	1	140185	←	DUCT-AIROUTLET
3	1	140176	140177	PANEL-DOOR
4	10	127623	←	LATCH-DOOR, QUARTERTURN
5	42	142578-K12	←	SCREW-CAP, 5/16-18 UNC X 1.00, ZINC, GRADE 5 (@ 13 FT-LBS)
6	50	110428W031	←	FLATWASHER, 5/16
7	50	123115-05Z	←	LOCKWASHER, 5/16, ZINC
8	48	7612	←	NUT-HEX, 5/16-18 UNC, ZINC
9	8	142650-K12	←	SCREW-CAP, 5/16-18 UNC X 1.00, ZINC, GRADE 5 (@ 13 FT-LBS)
10	2	8452Z	←	NUT-SPEED, 5/16-18 UNC, ZINC
11	5	128705-I10	←	SCREW-SELF-DRILLING, #14 X 0.75, ZINC

@ indicates torque value in foot pounds. (lubricated threads)

CABINET GROUP (ODP, water-cooled)



CABINET GROUP (ODP, water-cooled)

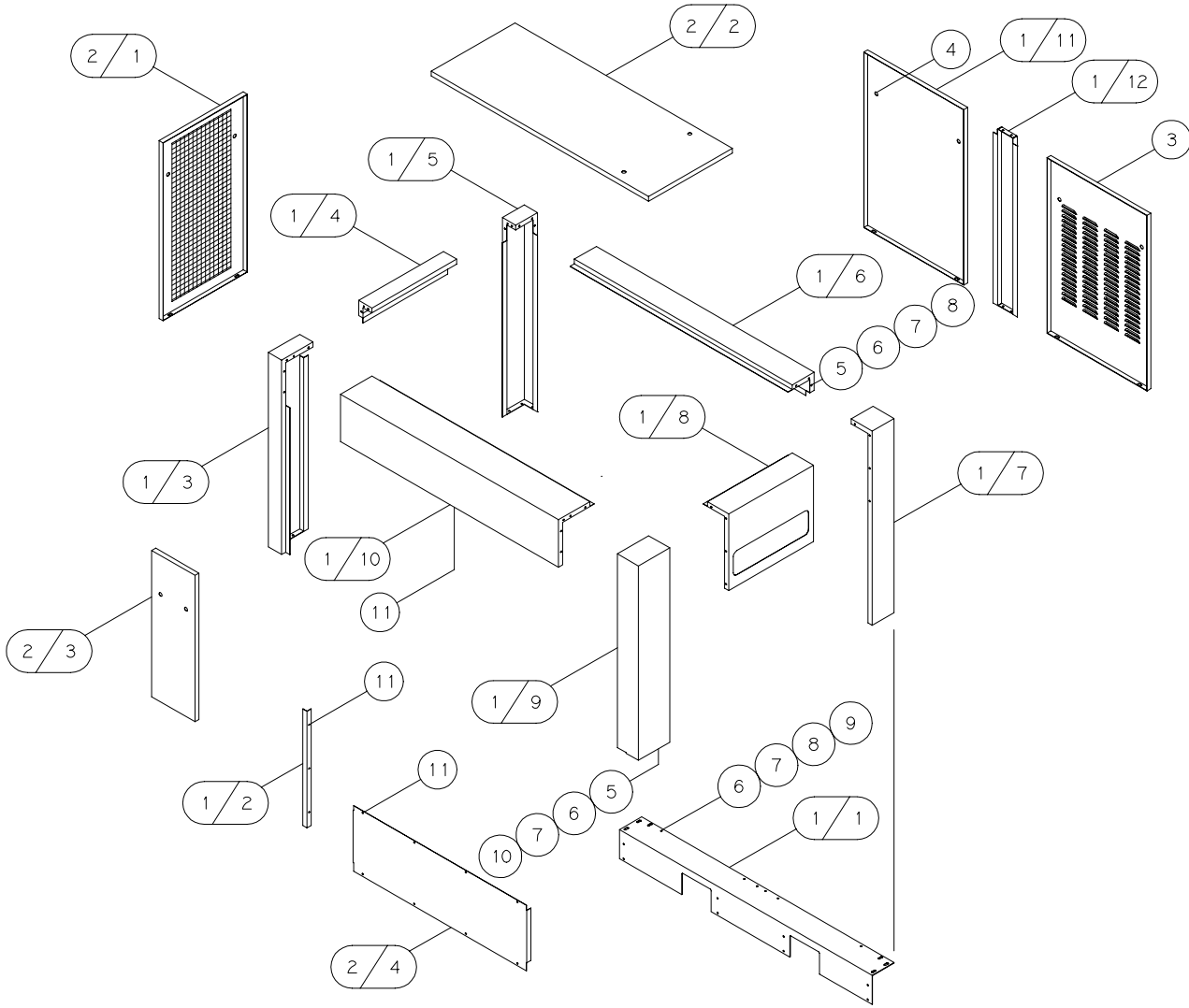
ITEM NUMBER	QTY.	PART NUMBER	PART NUMBER	DESCRIPTION
		140204-001 15HP-40HP 50HP(380-575V)	140204-005* 50HP (200-230V)	
1	1	140331-2	140332-2	KIT-CABINET, QSB, STD
1/1	1	128797	←	SUPPORT-ANGLE
1/2	1	129024	←	ANGLE-DOOR
1/3	1	128796-17	140171	PANEL-CORNER POST
1/4	1	128796-14	←	PANEL-REAR CROSS
1/5	1	128796-16	140170	PANEL-CORNER POST
1/6	1	128796-11	←	PANEL-ROOF SUPPORT
1/7	1	128796-15	140165	PANEL-CORNER POST
1/8	1	128796-13	140162	PANEL-INSTRUMENT
1/9	1	128796-18	140173	PANEL-CORNER POST
1/10	1	128796-19	140179	PANEL-ROOF SUPPORT
1/11	1	128796-22	140175	PANEL-DOOR
1/12	1	128796-21	140174	PANEL-DOOR POST
2	1	142571	142575	KIT-CABINET, WATER-COOLED, QSB, STD
2/1	1	142364-12	140161	PANEL-AIR INTAKE
2/2	1	128796-20	←	PANEL-DOOR, TOP
2/3	1	128796-28	←	PANEL-DOOR, FLUID
2/4	1	129152	←	PANEL-UPPER, WATER-COOLED
3	1	128796-23	140176	PANEL-DOOR
4	10	127623	←	LATCH-DOOR, QUARTERTURN
5	42	142578-K12	←	SCREW-CAP, 5/16-18 UNC X 1.00, ZINC, GRADE 5 (@ 13 FT-LBS)
6	50	110428W031	←	FLATWASHER, 5/16
7	50	123115-05Z	←	LOCKWASHER, 5/16, ZINC
8	48	7612	←	NUT-HEX, 5/16-18 UNC, ZINC
9	8	142650-K12	←	SCREW-CAP, 5/16-18 UNC X 1.00, ZINC, GRADE 5 (@ 13 FT-LBS)
10	2	8452Z	←	NUT-SPEED, 5/16-18 UNC, ZINC
11	5	128705-I10	←	SCREW-SELF-DRILLING, #14 X 0.75, ZINC

NOTES:

* Wye-delta units (ODP, water-cooled) 15hp - 50hp, and (TEFC, water-cooled) 15hp - 40hp, use product number 140204-005.

@ indicates torque value in foot pounds. (lubricated threads)

CABINET GROUP (TEFC, water-cooled)



CABINET GROUP (TEFC, water-cooled)

ITEM NUMBER	QTY.	PART NUMBER	PART NUMBER	PART NUMBER	DESCRIPTION
		140204-001 15HP-30HP	140204-002 40HP 50HP(380-575V)	140204-006* 50HP (200-230V)	
1	1	140331-2	←	140332-2	KIT-CABINET, QSB, STD
1/1	1	128797	←	←	SUPPORT-ANGLE
1/2	1	129024	←	←	ANGLE-DOOR
1/3	1	128796-17	←	140171	PANEL-CORNER POST
1/4	1	128796-14	←	←	PANEL-REAR CROSS
1/5	1	128796-16	←	140170	PANEL-CORNER POST
1/6	1	128796-11	←	←	PANEL-ROOF SUPPORT
1/7	1	128796-15	←	140165	PANEL-CORNER POST
1/8	1	128796-13	←	140162	PANEL-INSTRUMENT
1/9	1	128796-18	←	140173	PANEL-CORNER POST
1/10	1	128796-19	←	140179	PANEL-ROOF SUPPORT
1/11	1	128796-22	←	140175	PANEL-DOOR
1/12	1	128796-21	←	140174	PANEL-DOOR POST
2	1	142571	←	142575	KIT-CABINET, WATER-COOLED, QSB, STD
2/1	1	142364-12	←	140161	PANEL-AIR INTAKE
2/2	1	128796-20	←	←	PANEL-DOOR, TOP
2/3	1	128796-28	←	←	PANEL-DOOR, FLUID
2/4	1	129152	←	←	PANEL-UPPER, WATER-COOLED
3	1	128796-23	128796-24	140177	PANEL-DOOR
4	10	127623	←	←	LATCH-DOOR, QUARTERTURN
5	42	142578-K12	←	←	SCREW-CAP, 5/16-18 UNC X 1.00, ZINC, GRADE 5 (@ 13 FT-LBS)
6	50	110428W031	←	←	FLATWASHER, 5/16
7	50	123115-05Z	←	←	LOCKWASHER, 5/16, ZINC
8	48	7612	←	←	NUT-HEX, 5/16-18 UNC, ZINC
9	8	142650-K12	←	←	SCREW-CAP, 5/16-18 UNC X 1.00, ZINC, GRADE 5 (@ 13 FT-LBS)
10	2	8452Z	←	←	NUT-SPEED, 5/16-18 UNC, ZINC
11	5	128705-110	←	←	SCREW-SELF-DRILLING, #14 X 0.75, ZINC

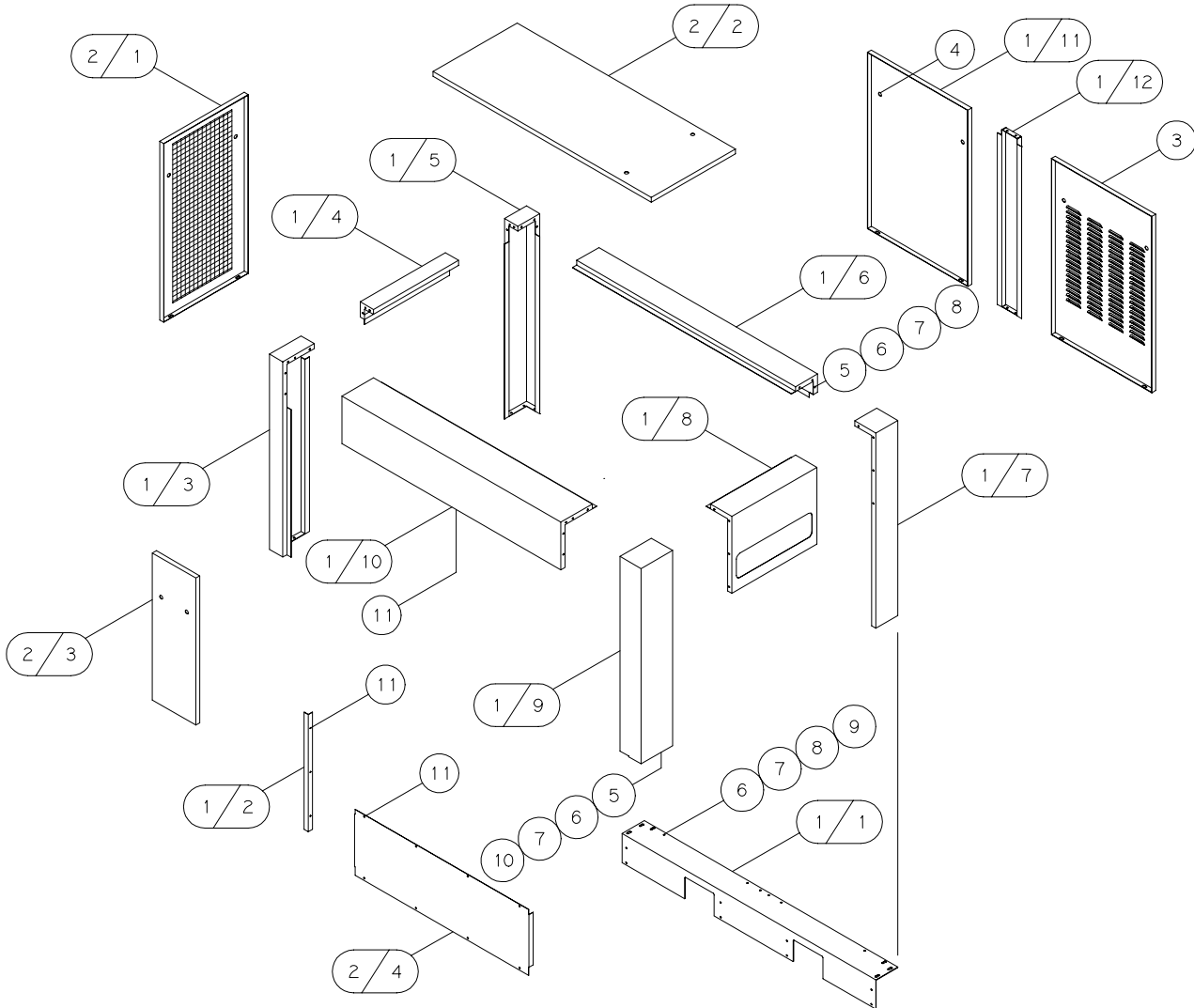
NOTES:

* Wye-delta units (TEFC, water-cooled) 50hp, use product number 140204-006.

@ indicates torque value in foot pounds. (lubricated threads)

CABINET GROUP (electronic control, water-cooled)

142558-006

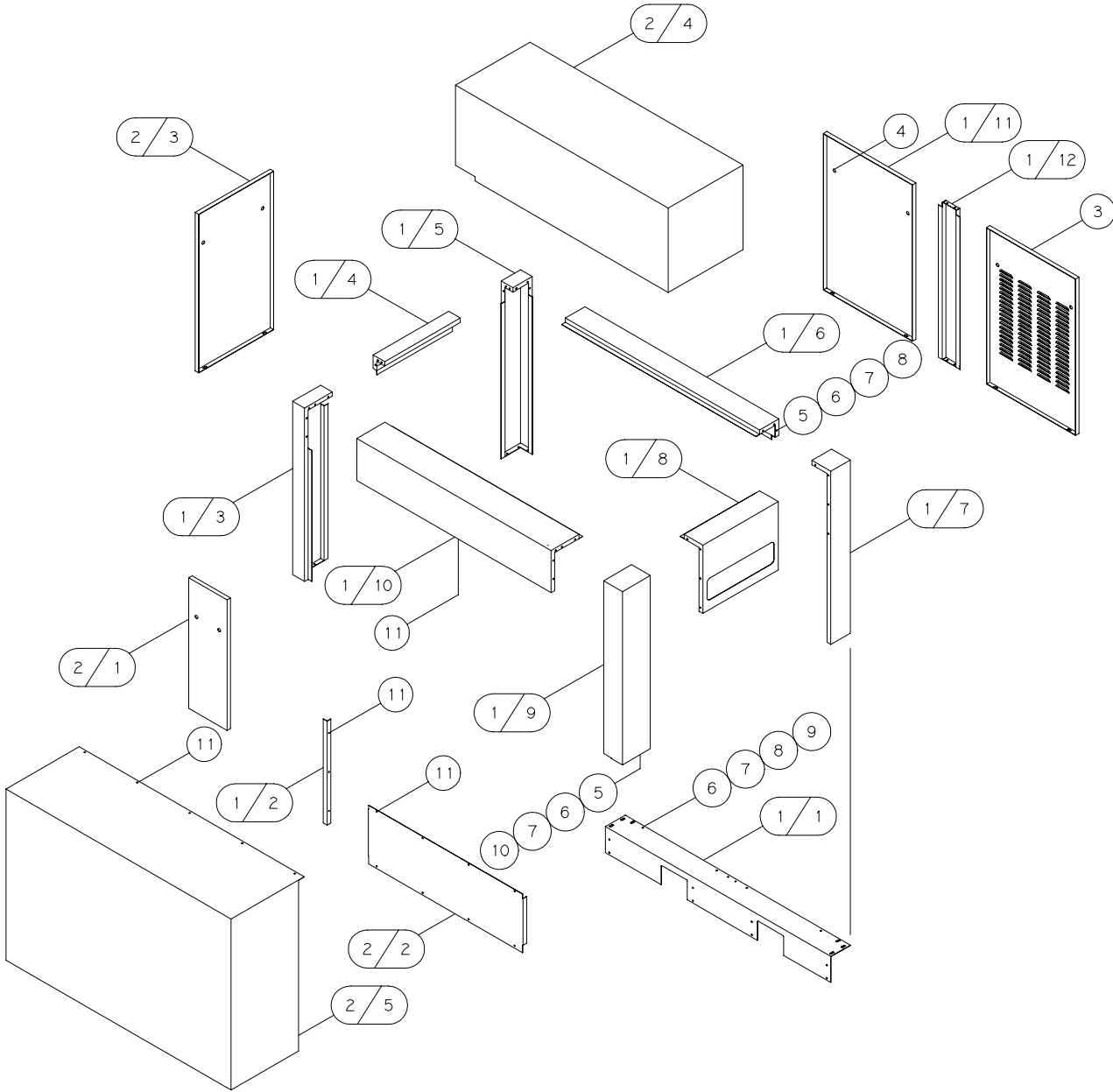


CABINET GROUP (electronic control, water-cooled)**142558-006**

ITEM NUMBER	QTY.	PART NUMBER	DESCRIPTION
1	1	142559	KIT-CABINET, QSB, ELECTRONIC CONTROL
1/1	1	128797	SUPPORT-ANGLE
1/2	1	129024	ANGLE-DOOR
1/3	1	140171	PANEL-CORNER POST
1/4	1	128796-14	PANEL-REAR CROSS
1/5	1	140170	PANEL-CORNER POST
1/6	1	128796-11	PANEL-ROOF SUPPORT
1/7	1	140165	PANEL-CORNER POST
1/8	1	142364-29	PANEL-BLANK
1/9	1	140173	PANEL-CORNER POST
1/10	1	140179	PANEL-ROOF SUPPORT
1/11	1	140175	PANEL-DOOR
1/12	1	140174	PANEL-CENTER POST
2	1	142575	KIT-CABINET, WATER-COOLED, QSB, STD
2/1	1	140161	PANEL-DOOR
2/2	1	128796-20	PANEL-DOOR, TOP
2/3	1	128796-28	PANEL-DOOR, FLUID
2/4	1	129152	PANEL-UPPER, WATER-COOLED
3	1	140176	PANEL-DOOR
4	10	127623	LATCH-DOOR, QUARTERTURN
5	42	142578-K12	SCREW-CAP, 5/16-18 UNC X 1.00, ZINC, GRADE 5 (@ 13 FT-LBS)
6	50	110428W031	FLATWASHER, 5/16
7	50	123115-05Z	LOCKWASHER, 5/16, ZINC
8	48	7612	NUT-HEX, 5/16-18 UNC, ZINC
9	8	142650-K12	SCREW-CAP, 5/16-18 UNC X 1.00, ZINC, GRADE 5 (@ 13 FT-LBS)
10	2	8452Z	NUT-SPEED, 5/16-18 UNC, ZINC
11	5	128705-I10	SCREW-SELF-DRILLING, #14 X 0.75, ZINC

@ indicates torque value in foot pounds. (lubricated threads)

CABINET GROUP (ODP, water-cooled, low sound)



CABINET GROUP (ODP, water-cooled, low sound)

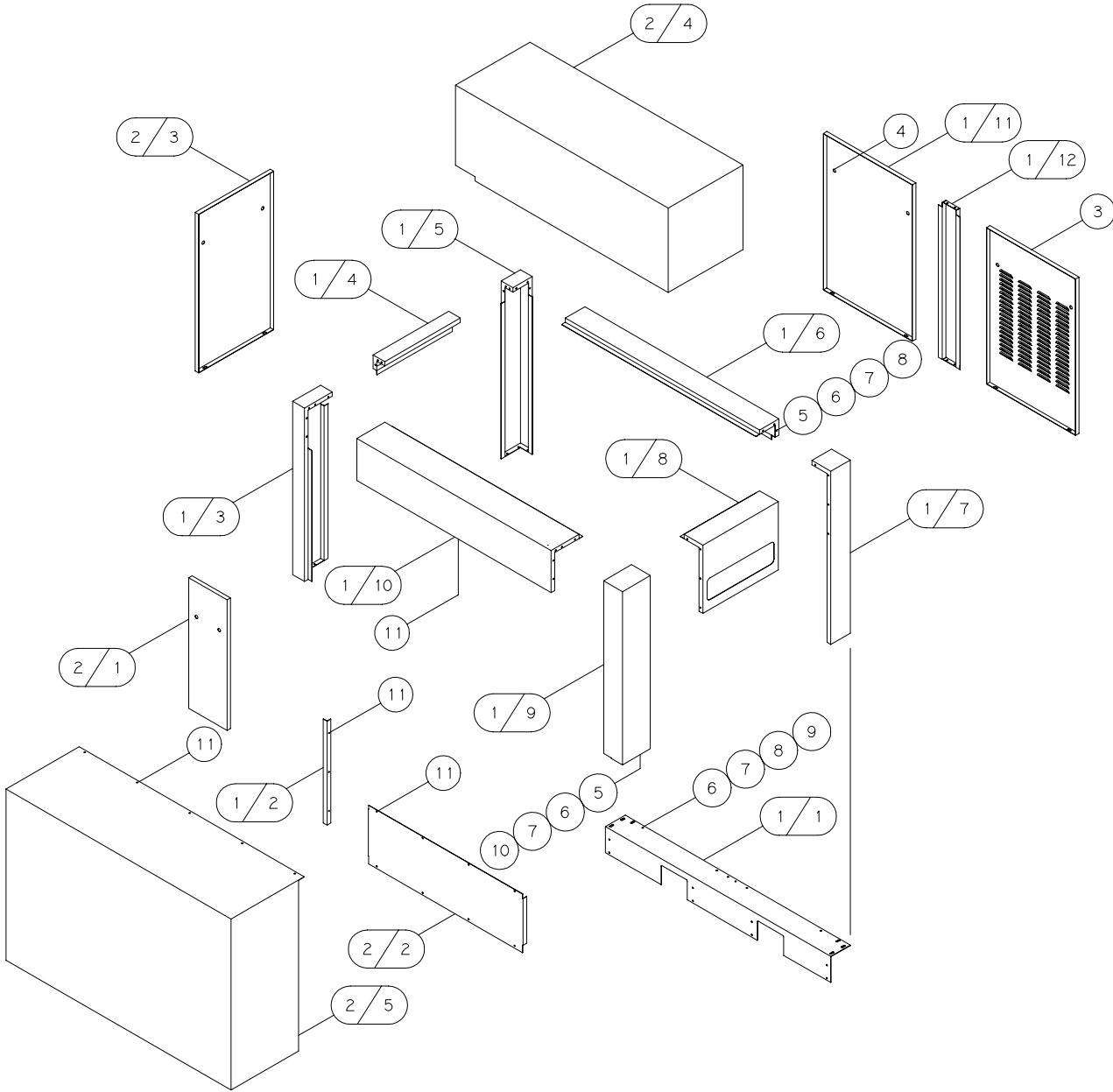
ITEM NUMBER	QTY.	PART NUMBER	PART NUMBER	DESCRIPTION
		140228-001 15HP-40HP 50HP(380-575V)	140228-005* 50HP (200-230V)	
1	1	140331-2	140332-2	KIT-CABINET, QSB, STD
1/1	1	128797	←	SUPPORT-ANGLE
1/2	1	129024	←	ANGLE-DOOR
1/3	1	128796-17	140171	PANEL-CORNER POST
1/4	1	128796-14	←	PANEL-REAR CROSS
1/5	1	128796-16	140170	PANEL-CORNER POST
1/6	1	128796-11	←	PANEL-ROOF SUPPORT
1/7	1	128796-15	140165	PANEL-CORNER POST
1/8	1	128796-13	140162	PANEL-INSTRUMENT
1/9	1	128796-18	140173	PANEL-CORNER POST
1/10	1	128796-19	140179	PANEL-ROOF SUPPORT
1/11	1	128796-22	140175	PANEL-DOOR
1/12	1	128796-21	140174	PANEL-DOOR POST
2	1	142572	142576	KIT-CABINET, WATER-COOLED, QSB, LOW SOUND
2/1	1	128796-28	←	PANEL-DOOR, FLUID
2/2	1	129152	←	PANEL-UPPER, WATER-COOLED
2/3	1	128796-27	140183	PANEL-DOOR
2/4	1	129064	←	DUCT-AIR INLET
2/5	1	129063	140185	DUCT-AIR OUTLET
3	1	128796-23	140176	PANEL-DOOR
4	10	127623	←	LATCH-DOOR, QUARTERTURN
5	42	142578-K12	←	SCREW-CAP, 5/16-18 UNC X 1.00, ZINC, GRADE 5 (@ 13 FT-LBS)
6	50	110428W031	←	FLATWASHER, 5/16
7	50	123115-05Z	←	LOCKWASHER, 5/16, ZINC
8	48	7612	←	NUT-HEX, 5/16-18 UNC, ZINC
9	8	142650-K12	←	SCREW-CAP, 5/16-18 UNC X 1.00, ZINC, GRADE 5 (@ 13 FT-LBS)
10	2	8452Z	←	NUT-SPEED, 5/16-18 UNC, ZINC
11	5	128705-I10	←	SCREW-SELF-DRILLING, #14 X 0.75, ZINC

NOTES:

* Wye-delta units (ODP, water-cooled, low sound) 15hp - 50hp, and (TEFC, water-cooled, low sound) 15hp - 40hp, use product number 140228-005.

@ indicates torque value in foot pounds. (lubricated threads)

CABINET GROUP (TEFC, water-cooled, low sound)



CABINET GROUP (TEFC, water-cooled, low sound)

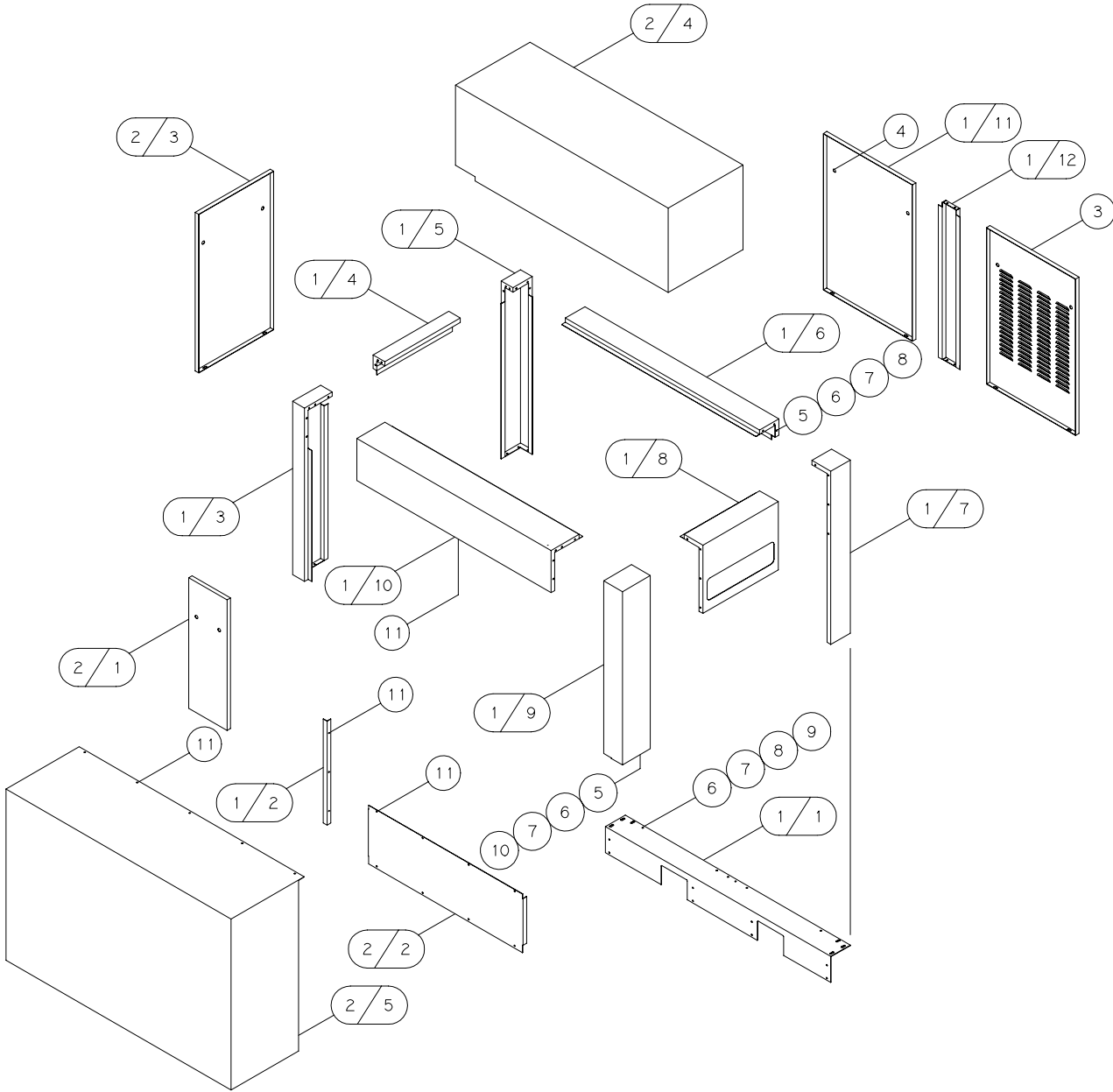
ITEM NUMBER	QTY.	PART NUMBER	PART NUMBER	PART NUMBER	DESCRIPTION
		140228-001 15HP-30HP	140228-002 40HP 50HP(380-575V)	140228-006* 50HP (200-230V)	
1	1	140331-2	←	140332-2	KIT-CABINET, QSB, STD
1/1	1	128797	←	←	SUPPORT-ANGLE
1/2	1	129024	←	←	ANGLE-DOOR
1/3	1	128796-17	←	140171	PANEL-CORNER POST
1/4	1	128796-14	←	←	PANEL-REAR CROSS
1/5	1	128796-16	←	140170	PANEL-CORNER POST
1/6	1	128796-11	←	←	PANEL-ROOF SUPPORT
1/7	1	128796-15	←	140165	PANEL-CORNER POST
1/8	1	128796-13	←	140162	PANEL-INSTRUMENT
1/9	1	128796-18	←	140173	PANEL-CORNER POST
1/10	1	128796-19	←	140179	PANEL-ROOF SUPPORT
1/11	1	128796-22	←	140175	PANEL-DOOR
1/12	1	128796-21	←	140174	PANEL-DOOR POST
2	1	142572	←	142576	KIT-CABINET, WATER-COOLED, QSB, LOW SOUND
2/1	1	128796-28	←	←	PANEL-DOOR, FLUID
2/2	1	129152	←	←	PANEL-UPPER, WATER-COOLED
2/3	1	128796-27	←	140183	PANEL-DOOR
2/4	1	129064	←	←	DUCT-AIR INLET
2/5	1	129063	←	140185	DUCT-AIR OUTLET
3	1	128796-23	128796-24	140177	PANEL-DOOR
4	10	127623	←	←	LATCH-DOOR, QUARTERTURN
5	42	142578-K12	←	←	SCREW-CAP, 5/16-18 UNC X 1.00, ZINC, GRADE 5 (@ 13 FT-LBS)
6	50	110428W031	←	←	FLATWASHER, 5/16
7	50	123115-05Z	←	←	LOCKWASHER, 5/16, ZINC
8	48	7612	←	←	NUT-HEX, 5/16-18 UNC, ZINC
9	8	142650-K12	←	←	SCREW-CAP, 5/16-18 UNC X 1.00, ZINC, GRADE 5 (@ 13 FT-LBS)
10	2	8452Z	←	←	NUT-SPEED, 5/16-18 UNC, ZINC
11	5	128705-I10	←	←	SCREW-SELF-DRILLING, #14 X 0.75, ZINC

NOTES:

* Wye-delta units (TEFC, water-cooled, low sound) 50hp, use product number 140228-006.

@ indicates torque value in foot pounds. (lubricated threads)

CABINET GROUP (electronic control, water-cooled, low sound)

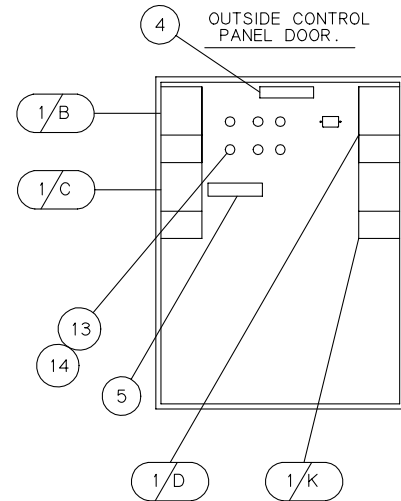
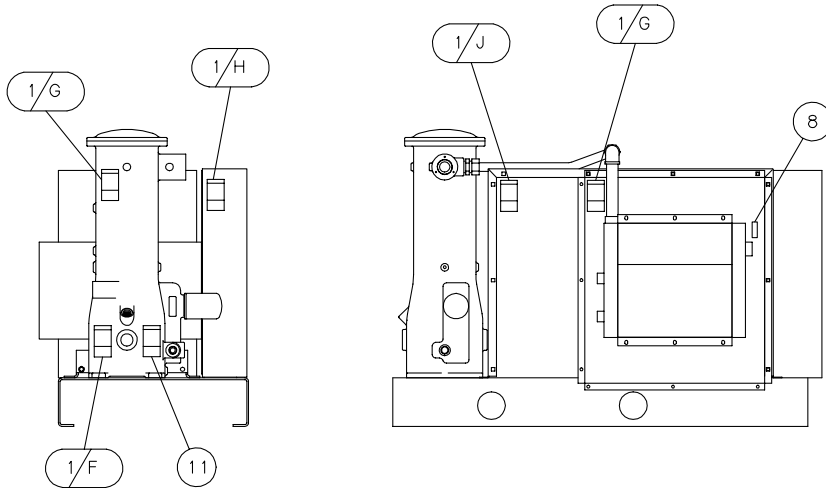
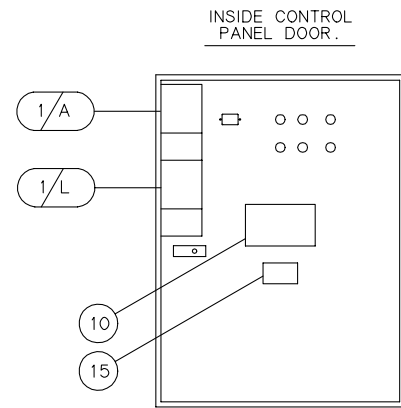
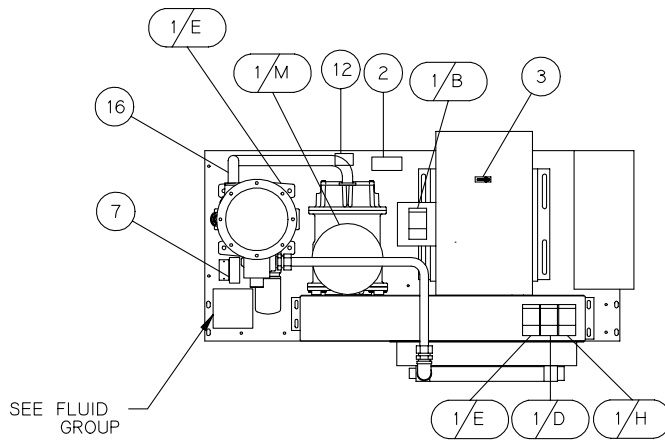
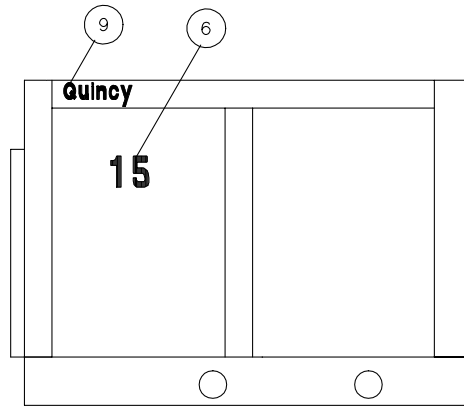


CABINET GROUP *(electronic control, water-cooled, low sound)*

ITEM NUMBER	QTY.	PART NUMBER	PART NUMBER	DESCRIPTION
		142558-008	142558-004	
		15HP-40HP	50HP	
1	1	142559	←	KIT-CABINET, QSB, ELECTRONIC CONTROL
1/1	1	128797	←	SUPPORT-ANGLE
1/2	1	129024	←	ANGLE-DOOR
1/3	1	140171	←	PANEL-CORNER POST
1/4	1	128796-14	←	PANEL-REAR CROSS
1/5	1	140170	←	PANEL-CORNER POST
1/6	1	128796-11	←	PANEL-ROOF SUPPORT
1/7	1	140165	←	PANEL-CORNER POST
1/8	1	142364-29	←	PANEL-BLANK
1/9	1	140173	←	PANEL-CORNER POST
1/10	1	140179	←	PANEL-ROOF SUPPORT
1/11	1	140175	←	PANEL-DOOR
1/12	1	140174	←	PANEL-CENTER POST
2	1	142576	←	KIT-CABINET, WATER-COOLED, QSB, LOW SOUND
2/1	1	128796-28	←	PANEL-DOOR, FLUID
2/2	1	129152	←	PANEL-UPPER, WATER-COOLED
2/3	1	140183	←	PANEL-DOOR
2/4	1	129064	←	DUCT-AIR INLET
2/5	1	140185	←	DUCT-AIR OUTLET
3	1	140176	140177	PANEL-DOOR
4	10	127623	←	LATCH-DOOR, QUARTER TURN
5	42	142578-K12	←	SCREW-CAP, 5/16-18 UNC X 1.00, ZINC, GRADE 5 (@ 13 FT-LBS)
6	50	110428W031	←	FLATWASHER, 5/16
7	50	123115-05Z	←	LOCKWASHER, 5/16, ZINC
8	48	7612	←	NUT-HEX, 5/16-18 UNC, ZINC
9	8	142650-K12	←	SCREW-CAP, 5/16-18 UNC X 1.00, ZINC, GRADE 5 (@ 13 FT-LBS)
10	2	8452Z	←	NUT-SPEED, 5/16-18 UNC, ZINC
11	5	128705-I10	←	SCREW-SELF-DRILLING, #14 X 0.75, ZINC

@ indicates torque value in foot pounds. (lubricated threads)

DECAL GROUP (QSB, air-cooled, with cabinet)
129555-015*



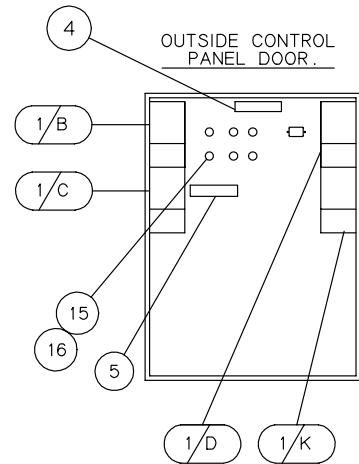
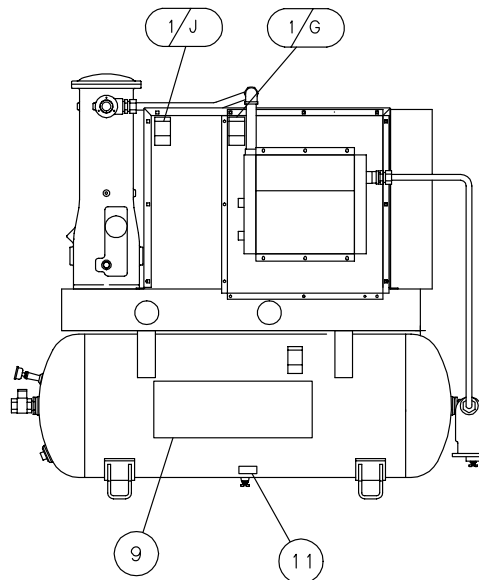
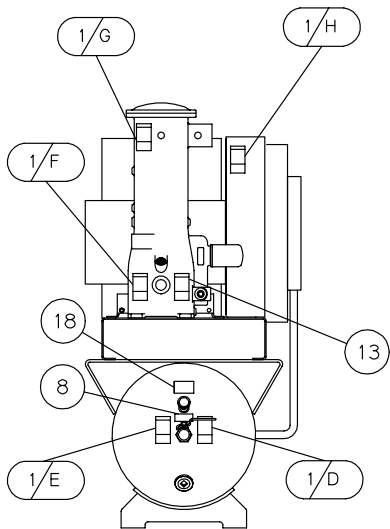
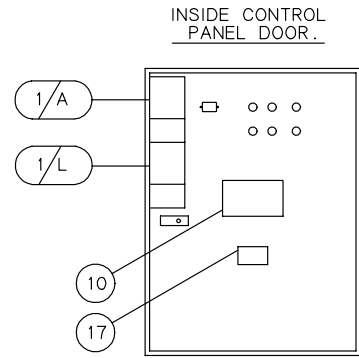
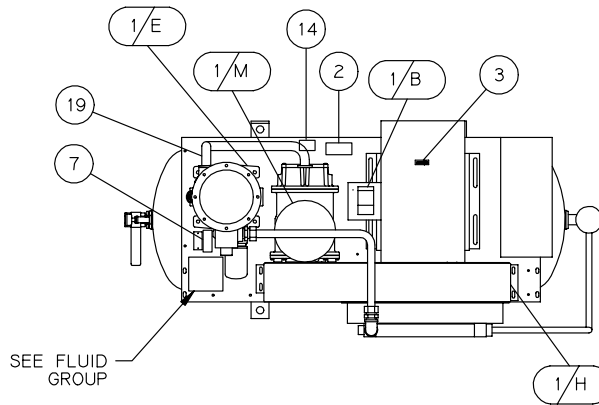
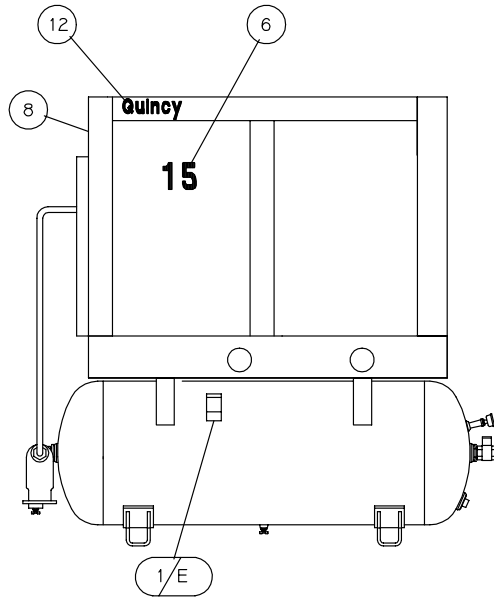
DECAL GROUP (QSB, air-cooled, with cabinet)
129555-015*

ITEM NUMBER	QTY.	PART NUMBER	DESCRIPTION
1/A - 1/M	1	128004	SHEET-SAFETY DECALS
2	1	127726	DECAL-CAUTION, BELT TENSION
3	1	7459	LABEL-ARROW
4	1	128189	DECAL-AMERICAN MADE
5	1	140387	DECAL-INSTRUCTION...STOP BUTTON
6	1	128970-015*	DECAL-15, MEDIUM, BLUE
	1	128970-020*	DECAL-20, MEDIUM, BLUE
	1	128970-025*	DECAL-25, MEDIUM, BLUE
	1	128970-030*	DECAL-30, MEDIUM, BLUE
	1	128970-040*	DECAL-40, MEDIUM, BLUE
	1	128970-050*	DECAL-50, MEDIUM, BLUE
7	1	128065	DECAL-DANGER...HOT FLUID UNDER PRESSURE...
8	1	128280	DECAL-OUTLET IDENTIFICATION
9	1	125324-002	DECAL-QUINCY, WHITE
10	1	128198	LABEL-GENUINE QUINCY COMPONENTS
11	1	140322	DECAL-CAUTION...FLUID FILL...
12	1	140402	DECAL-CAUTION, DON'T OVERTIGHTEN
13	1	141251	TAG-PLUGS REMOVED...
14	1	141250	TAG-CAUTION, JOG MOTOR
15	1	111369	DECAL-CONTROL PANEL
16	1	22177	TAG-FLUID TYPE SHIPPED WITH UNIT

NOTE:

* Dash number changes according to horsepower of unit.

DECAL GROUP (QST, air-cooled, with cabinet)
129556-015*



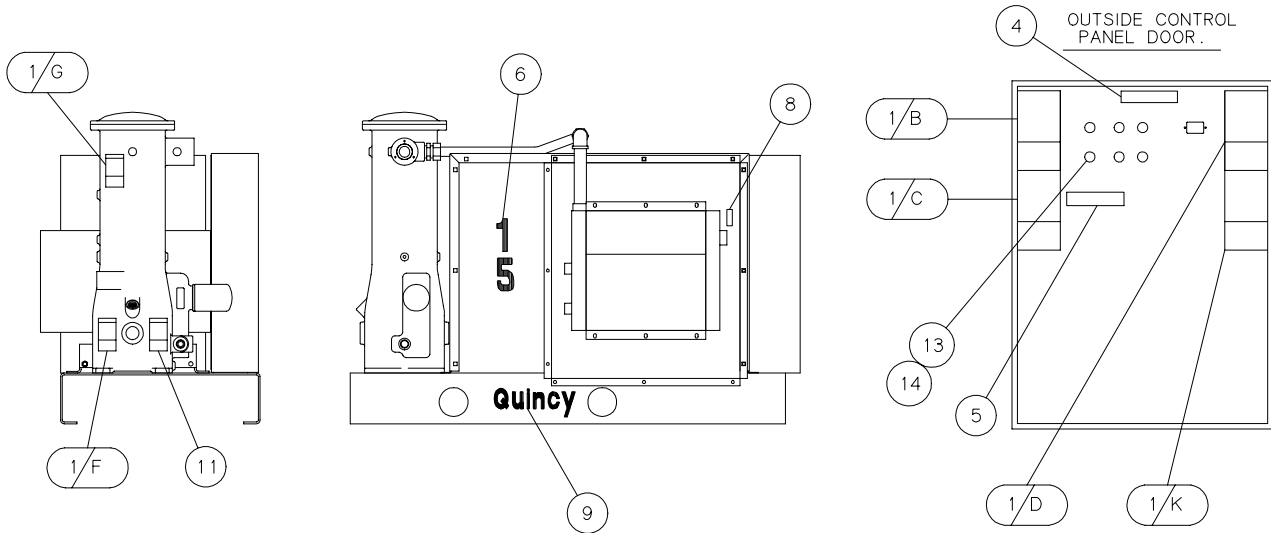
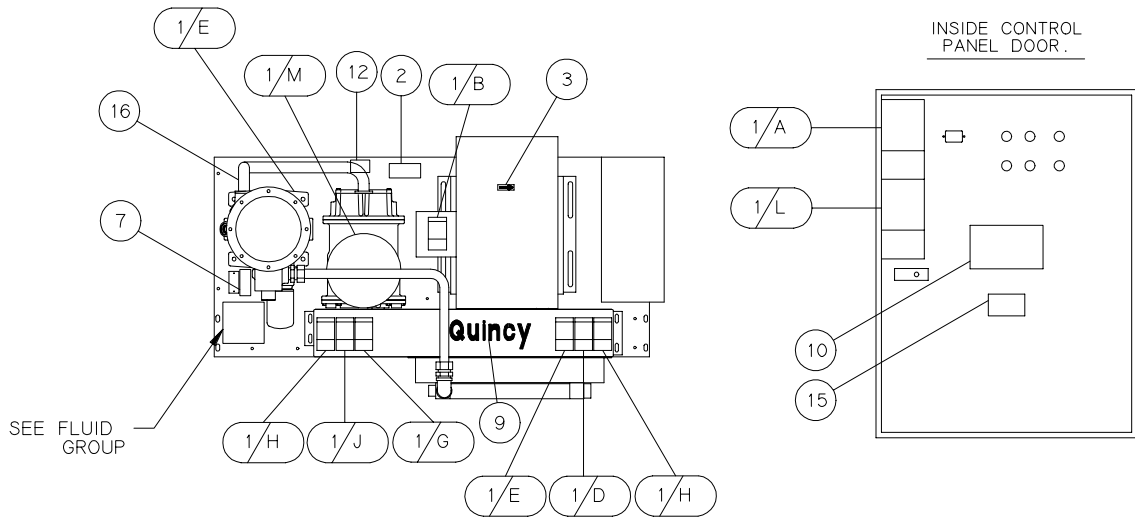
DECAL GROUP (QST, air-cooled, with cabinet)
129556-015*

ITEM NUMBER	QTY.	PART NUMBER	DESCRIPTION
1/A - 1/M	1	128004	SHEET-SAFETY DECALS
2	1	127726	DECAL-CAUTION, BELT TENSION
3	1	7459	LABEL-ARROW
4	1	128189	DECAL-AMERICAN MADE
5	1	140387	DECAL-INSTRUCTION...STOP BUTTON
6	1	128970-015*	DECAL-15, MEDIUM, BLUE
	1	128970-020*	DECAL-20, MEDIUM, BLUE
	1	128970-025*	DECAL-25, MEDIUM, BLUE
	1	128970-030*	DECAL-30, MEDIUM, BLUE
	1	128970-040*	DECAL-40, MEDIUM, BLUE
	1	128970-050*	DECAL-50, MEDIUM, BLUE
7	1	128065	DECAL-DANGER...HOT FLUID UNDER PRESSURE...
8	1	128280	DECAL-OUTLET IDENTIFICATION
9	1	125324-001	DECAL-QUINCY, WHITE
10	1	128198	LABEL-GENUINE QUINCY COMPONENTS
11	1	5042	DECAL-DRAIN TANK EVERY DAY
12	1	125324-002	DECAL-QUINCY, WHITE
13	1	140322	DECAL-CAUTION...FLUID FILL...
14	1	140402	DECAL-CAUTION, DON'T OVERTIGHTEN
15	1	141251	TAG-PLUGS REMOVED...
16	1	141250	TAG-CAUTION, JOG MOTOR
17	1	111369	DECAL-CONTROL PANEL
18	1	128067-001	DECAL-PRESSURE
19	1	22177	TAG-FLUID TYPE SHIPPED WITH UNIT

NOTE:

* Dash number changes according to horsepower of unit.

DECAL GROUP (QSB, air-cooled, less cabinet)
129014-015*



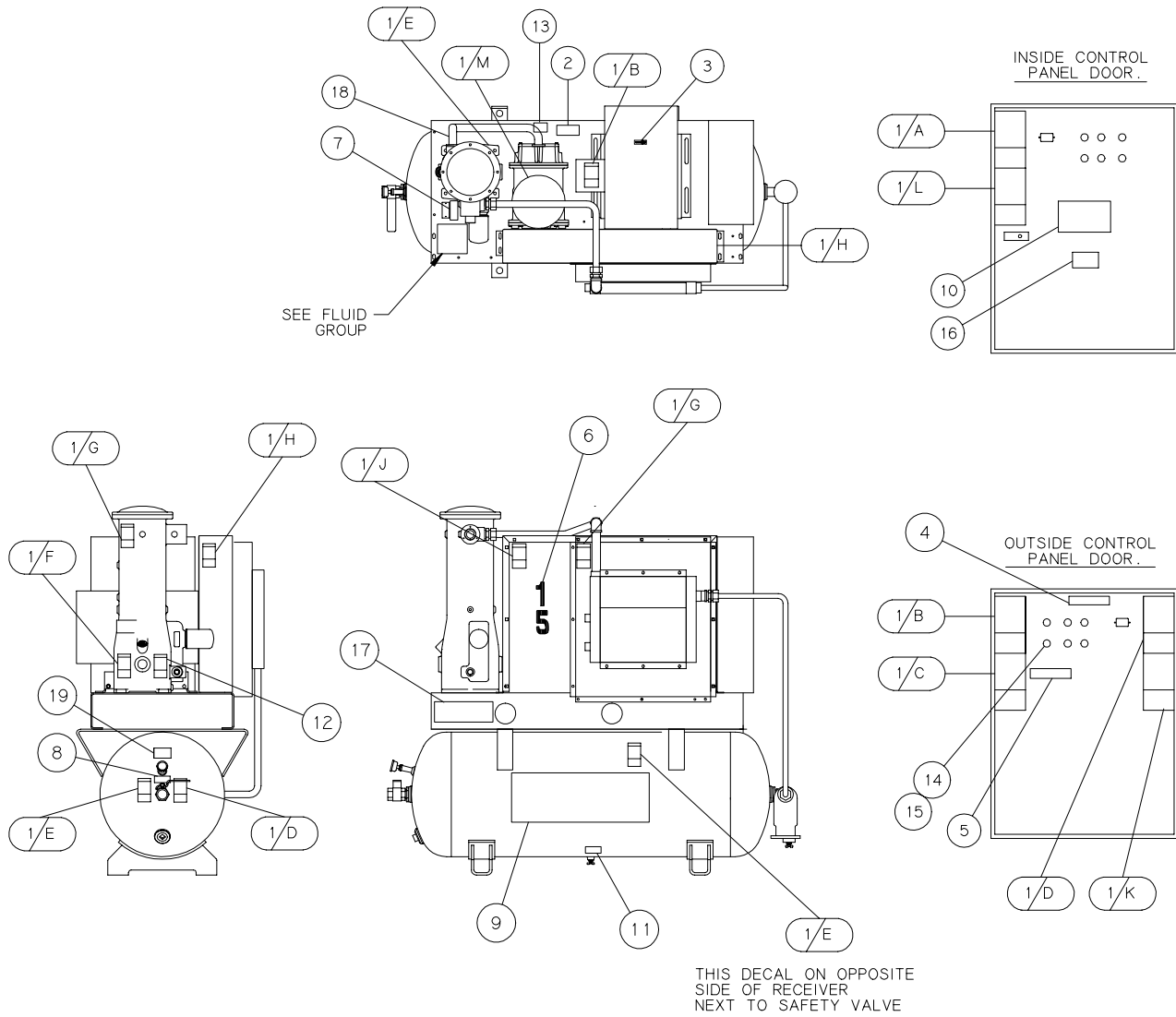
DECAL GROUP (QSB, air-cooled, less cabinet)
129014-015*

ITEM NUMBER	QTY.	PART NUMBER	DESCRIPTION
1/A - 1/M	1	128004	SHEET-SAFETY DECALS
2	1	127726	DECAL-CAUTION, BELT TENSION
3	1	7459	LABEL-ARROW
4	1	128189	DECAL-AMERICAN MADE
5	1	140387	DECAL-INSTRUCTION...STOP BUTTON
6	1	126004-015*	DECAL-15, WHITE
	1	126004-020*	DECAL-20, WHITE
	1	126004-025*	DECAL-25, WHITE
	1	126004-030*	DECAL-30, WHITE
	1	126004-040*	DECAL-40, WHITE
	1	126004-050*	DECAL-50, WHITE
7	1	128065	DECAL-DANGER...HOT FLUID UNDER PRESSURE...
8	1	128280	DECAL-OUTLET IDENTIFICATION
9	1	125324-002	DECAL-QUINCY, WHITE
10	1	128198	LABEL-GENUINE QUINCY COMPONENTS
11	1	140322	DECAL-CAUTION...FLUID FILL...
12	1	140402	DECAL-CAUTION, DON'T OVERTIGHTEN
13	1	141251	TAG-PLUGS REMOVED...
14	1	141250	TAG-CAUTION, JOG MOTOR
15	1	111369	DECAL-CONTROL PANEL
16	1	22177	TAG-FLUID TYPE SHIPPED WITH UNIT

NOTE:

* Dash number changes according to horsepower of unit.

DECAL GROUP (QST, air-cooled, less cabinet)
129053-015*



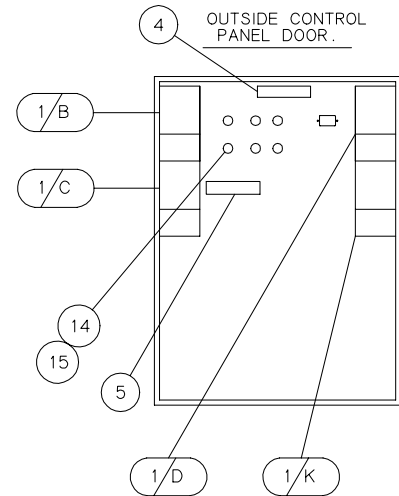
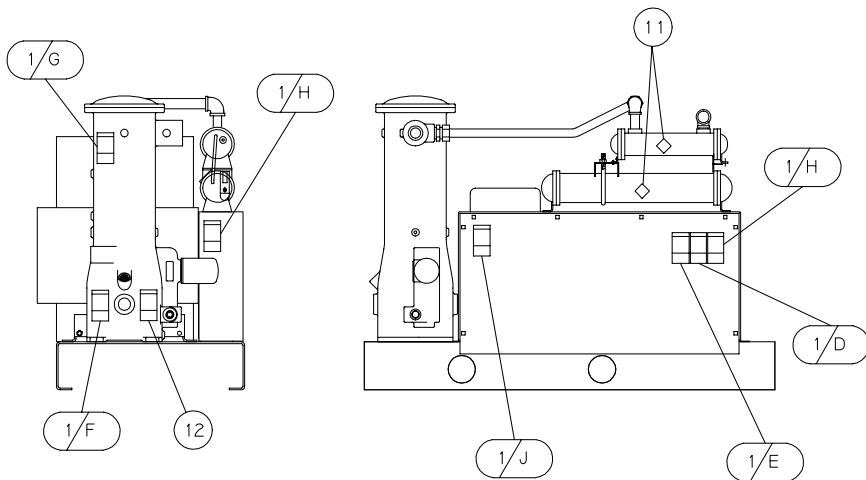
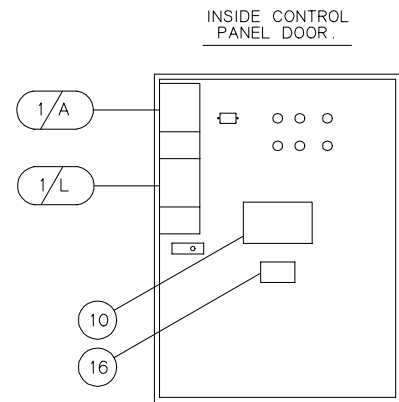
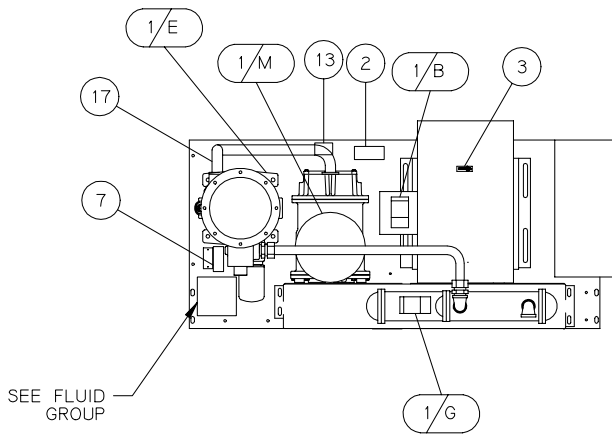
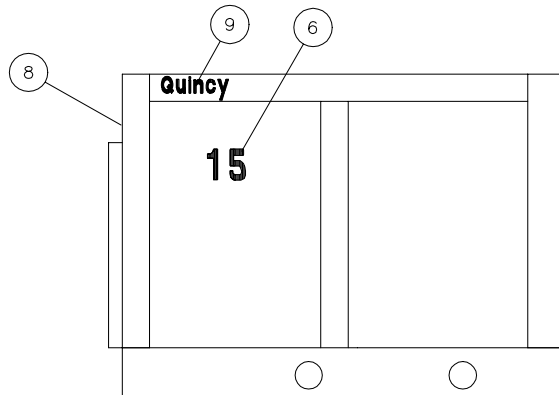
DECAL GROUP (QST, air-cooled, less cabinet)
129053-015*

ITEM NUMBER	QTY.	PART NUMBER	DESCRIPTION
1/A - 1/M	1	128004	SHEET-SAFETY DECALS
2	1	127726	DECAL-CAUTION, BELT TENSION
3	1	7459	LABEL-ARROW
4	1	128189	DECAL-AMERICAN MADE
5	1	140387	DECAL-INSTRUCTION...STOP BUTTON
6	1	126004-015*	DECAL-15, WHITE
	1	126004-020*	DECAL-20, WHITE
	1	126004-025*	DECAL-25, WHITE
	1	126004-030*	DECAL-30, WHITE
	1	126004-040*	DECAL-40, WHITE
	1	126004-050*	DECAL-50, WHITE
7	1	128065	DECAL-DANGER...HOT FLUID UNDER PRESSURE...
8	1	128280	DECAL-OUTLET IDENTIFICATION
9	1	125324-001	DECAL-QUINCY, WHITE
10	1	128198	LABEL-GENUINE QUINCY COMPONENTS
11	1	5042	DECAL-DRAIN TANK EVERY DAY
12	1	140322	DECAL-CAUTION...FLUID FILL...
13	1	140402	DECAL-CAUTION, DON'T OVERTIGHTEN
14	1	141251	TAG-PLUGS REMOVED...
15	1	141250	TAG-CAUTION, JOG MOTOR
16	1	111369	DECAL-CONTROL PANEL
17	1	125324-002	DECAL-QUINCY, WHITE
18	1	22177	TAG-FLUID TYPE SHIPPED WITH UNIT
19	1	128067-001	DECAL-PRESSURE

NOTE:

* Dash number changes according to horsepower of unit.

DECAL GROUP (QSB, water-cooled, with cabinet)
140200-015*



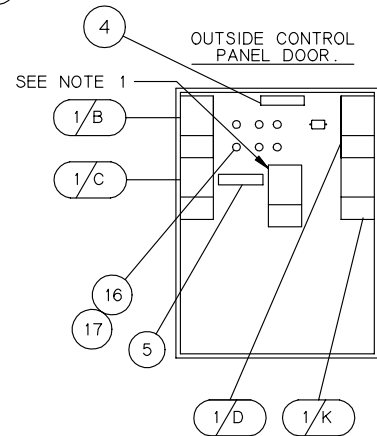
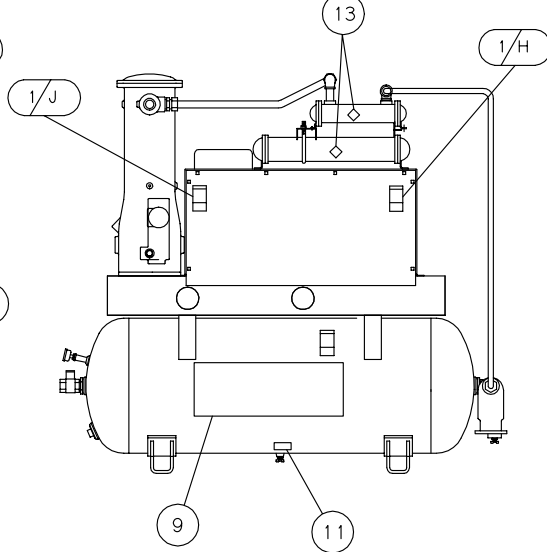
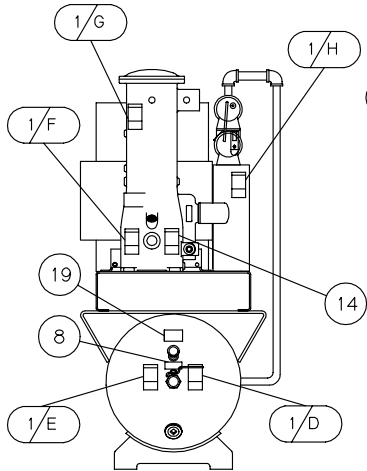
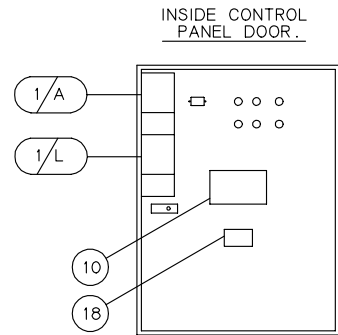
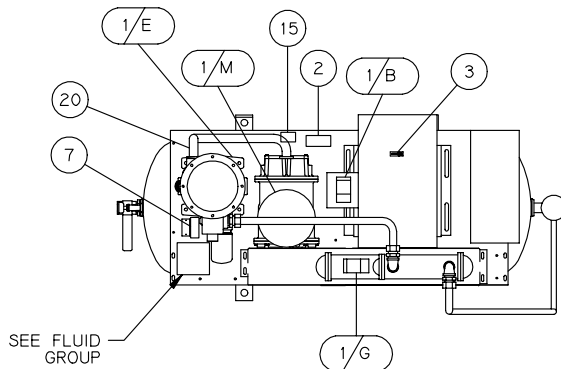
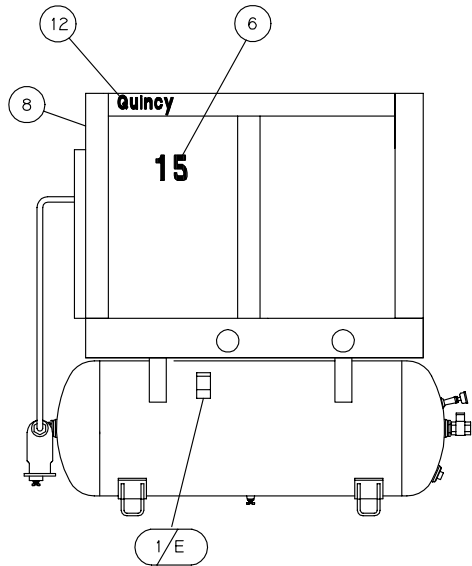
DECAL GROUP (QSB, water-cooled, with cabinet)**140200-015***

ITEM NUMBER	QTY.	PART NUMBER	DESCRIPTION
1/A - 1/M	1	128004	SHEET-SAFETY DECALS
2	1	127726	DECAL-CAUTION, BELT TENSION
3	1	7459	LABEL-ARROW
4	1	128189	DECAL-AMERICAN MADE
5	1	140387	DECAL-INSTRUCTION...STOP BUTTON
6	1	128970-015*	DECAL-15, MEDIUM, BLUE
	1	128970-020*	DECAL-20, MEDIUM, BLUE
	1	128970-025*	DECAL-25, MEDIUM, BLUE
	1	128970-030*	DECAL-30, MEDIUM, BLUE
	1	128970-040*	DECAL-40, MEDIUM, BLUE
	1	128970-050*	DECAL-50, MEDIUM, BLUE
7	1	128065	DECAL-DANGER...HOT FLUID UNDER PRESSURE...
8	1	128280	DECAL-OUTLET IDENTIFICATION
9	1	125324-002	DECAL-QUINCY, WHITE
10	1	128198	LABEL-GENUINE QUINCY COMPONENTS
11	2	22012	DECAL-WARNING, PROTECT FROM FREEZING
12	1	140322	DECAL-CAUTION... FLUID FILL...
13	1	140402	DECAL-CAUTION, DON'T OVERTIGHTEN
14	1	141251	TAG-PLUGS REMOVED...
15	1	141250	TAG-CAUTION, JOG MOTOR
16	1	111369	DECAL-CONTROL PANEL
17	1	22177	TAG-FLUID TYPE SHIPPED WITH UNIT

NOTE:

* Dash number changes according to horsepower of unit.

DECAL GROUP (QST, water-cooled, with cabinet)
140202-015*



NOTE:
 1) OPTION, AUTO-RESTART, DECAL

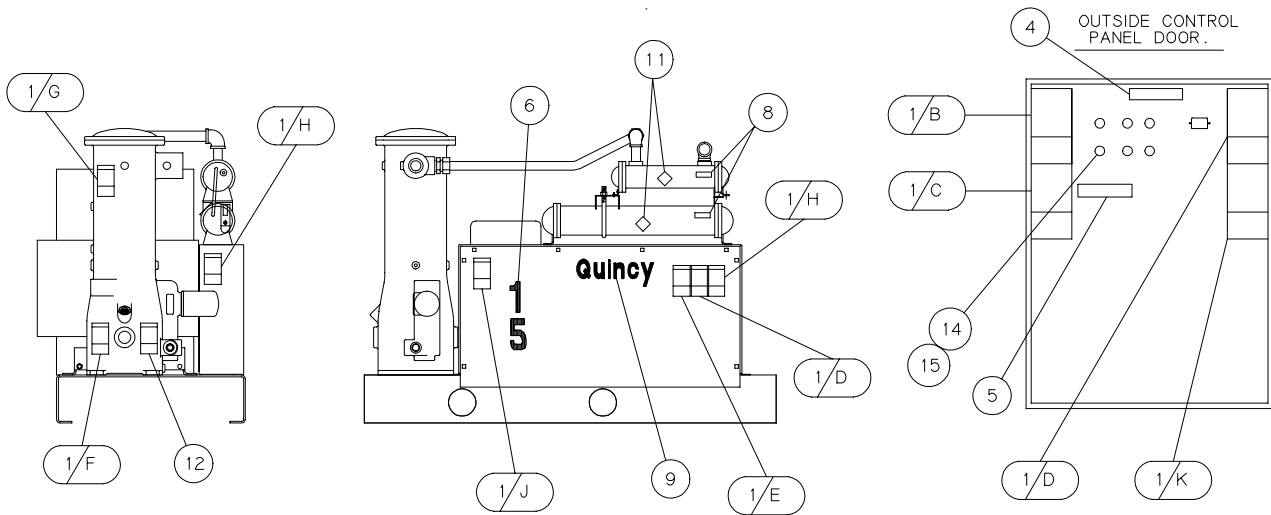
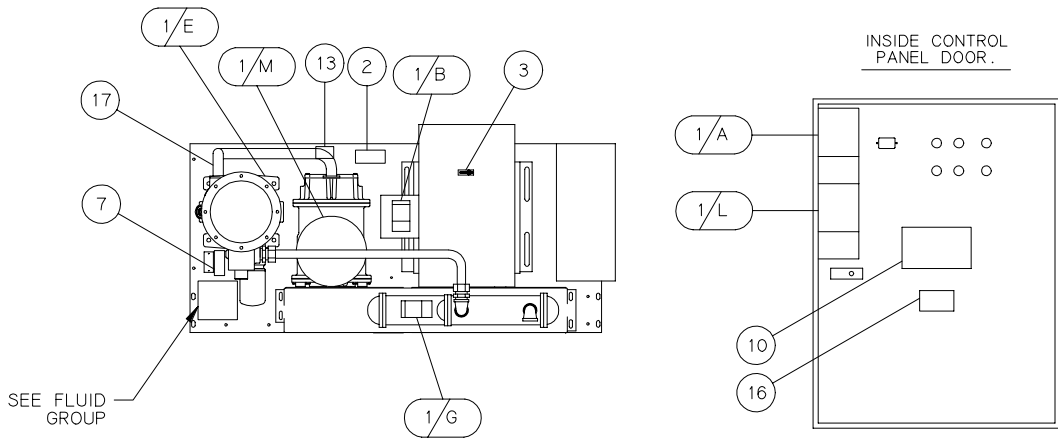
DECAL GROUP (QST, water-cooled, with cabinet)**140202-015***

ITEM NUMBER	QTY.	PART NUMBER	DESCRIPTION
1/A - 1/M	1	128004	SHEET-SAFETY DECALS
2	1	127726	DECAL-CAUTION, BELT TENSION
3	1	7459	LABEL-ARROW
4	1	128189	DECAL-AMERICAN MADE
5	1	140387	DECAL-INSTRUCTION...STOP BUTTON
6	1	128970-015*	DECAL-15, MEDIUM, BLUE
	1	128970-020*	DECAL-20, MEDIUM, BLUE
	1	128970-025*	DECAL-25, MEDIUM, BLUE
	1	128970-030*	DECAL-30, MEDIUM, BLUE
	1	128970-040*	DECAL-40, MEDIUM, BLUE
	1	128970-050*	DECAL-50, MEDIUM, BLUE
7	1	128065	DECAL-DANGER...HOT FLUID UNDER PRESSURE...
8	1	128280	DECAL-OUTLET IDENTIFICATION
9	1	125324-001	DECAL-QUINCY, WHITE
10	1	128198	LABEL-GENUINE QUINCY COMPONENTS
11	1	5042	DECAL-DRAIN TANK EVERY DAY
12	1	125324-002	DECAL-QUINCY, WHITE
13	2	22012	DECAL-WARNING, PROTECT FROM FREEZING
14	1	140322	DECAL-CAUTION...FLUID FILL...
15	1	140402	DECAL-CAUTION, DON'T OVERTIGHTEN
16	1	141251	TAG-PLUGS REMOVED...
17	1	141250	TAG-CAUTION, JOG MOTOR
18	1	111369	DECAL-CONTROL PANEL
19	1	128067-001	DECAL-PRESSURE
20	1	22177	TAG-FLUID TYPE SHIPPED WITH UNIT

NOTE:

* Dash number changes according to horsepower of unit.

DECAL GROUP (QSB, water-cooled, less cabinet)
140199-015*



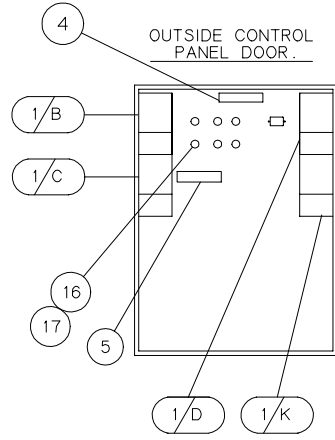
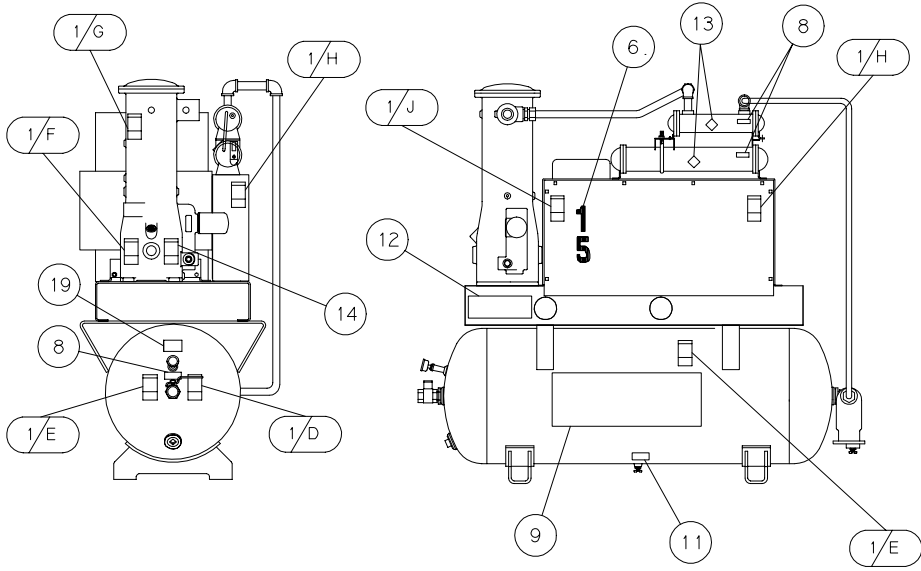
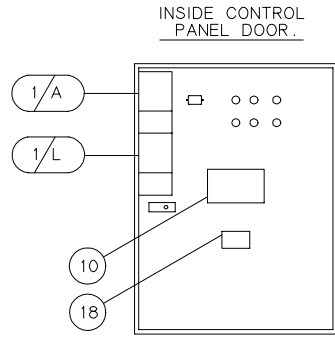
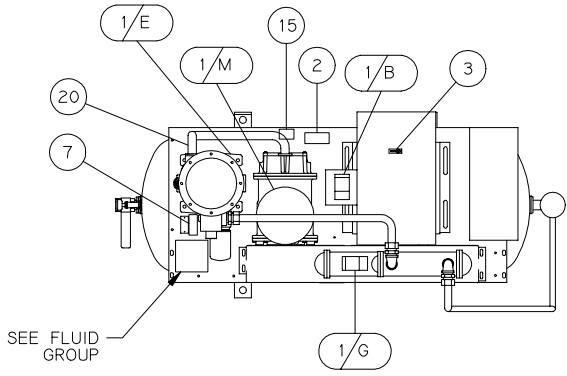
DECAL GROUP (QSB, water-cooled, less cabinet)**140199-015***

ITEM NUMBER	QTY.	PART NUMBER	DESCRIPTION
1/A - 1/M	1	128004	SHEET-SAFETY DECALS
2	1	127726	DECAL-CAUTION, BELT TENSION
3	1	7459	LABEL-ARROW
4	1	128189	DECAL-AMERICAN MADE
5	1	140387	DECAL-INSTRUCTION...STOP BUTTON
6	1	126004-015*	DECAL-15, WHITE
	1	126004-020*	DECAL-20, WHITE
	1	126004-025*	DECAL-25, WHITE
	1	126004-030*	DECAL-30, WHITE
	1	126004-040*	DECAL-40, WHITE
	1	126004-050*	DECAL-50, WHITE
7	1	128065	DECAL-DANGER...HOT FLUID UNDER PRESSURE...
8	1	128280	DECAL-OUTLET IDENTIFICATION
9	2	125324-002	DECAL-QUINCY, WHITE
10	1	128198	LABEL-GENUINE QUINCY COMPONENTS
11	2	22012	DECAL-WARNING, PROTECT FROM FREEZING
12	1	140322	DECAL-CAUTION...FLUID FILL...
13	1	140402	DECAL-CAUTION, DON'T OVERTIGHTEN
14	1	141251	TAG-PLUGS REMOVED...
15	1	141250	TAG-CAUTION, JOG MOTOR
16	1	111369	DECAL-CONTROL PANEL
17	1	22177	TAG-FLUID TYPE SHIPPED WITH UNIT

NOTE:

* Dash number changes according to horsepower of unit.

DECAL GROUP (QST, water-cooled, less cabinet)
140201-015*



THIS DECAL ON OPPOSITE SIDE OF RECEIVER NEXT TO SAFETY VALVE

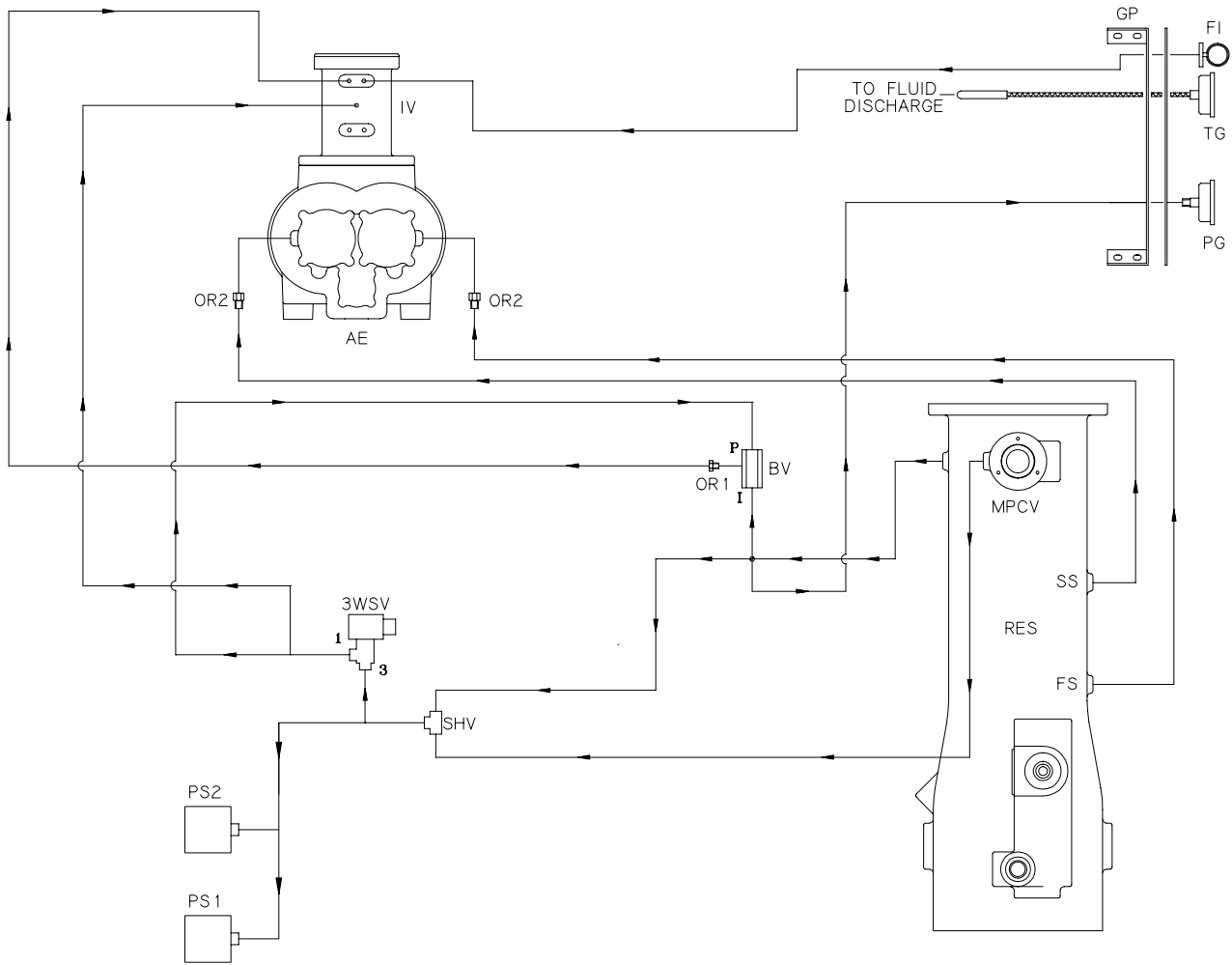
DECAL GROUP (QST, water-cooled, less cabinet)**140201-015***

ITEM NUMBER	QTY.	PART NUMBER	DESCRIPTION
1/A - 1/M	1	128004	SHEET-SAFETY DECALS
2	1	127726	DECAL-CAUTION, BELT TENSION
3	1	7459	LABEL-ARROW
4	1	128189	DECAL-AMERICAN MADE
5	1	140387	DECAL-INSTRUCTION...STOP BUTTON
6	1	128970-015*	DECAL-15, MEDIUM, BLUE
	1	128970-020*	DECAL-20, MEDIUM, BLUE
	1	128970-025*	DECAL-25, MEDIUM, BLUE
	1	128970-030*	DECAL-30, MEDIUM, BLUE
	1	128970-040*	DECAL-40, MEDIUM, BLUE
	1	128970-050*	DECAL-50, MEDIUM, BLUE
7	1	128065	DECAL-DANGER...HOT FLUID UNDER PRESSURE...
8	1	128280	DECAL-OUTLET IDENTIFICATION
9	1	125324-001	DECAL-QUINCY, WHITE
10	1	128198	LABEL-GENUINE QUINCY COMPONENTS
11	1	5042	DECAL-DRAIN TANK EVERY DAY
12	1	125324-002	DECAL-QUINCY, WHITE
13	1	22012	DECAL-WARNING, PROTECT FROM FREEZING
14	1	140322	DECAL-CAUTION...FLUID FILL...
15	1	140402	DECAL-CAUTION, DON'T OVERTIGHTEN
16	1	141251	TAG-PLUGS REMOVED...
17	1	141250	TAG-CAUTION, JOG MOTOR
18	1	111369	DECAL-CONTROL PANEL
19	1	128067-001	DECAL-PRESSURE
20	1	22177	TAG-FLUID TYPE SHIPPED WITH UNIT

NOTE:

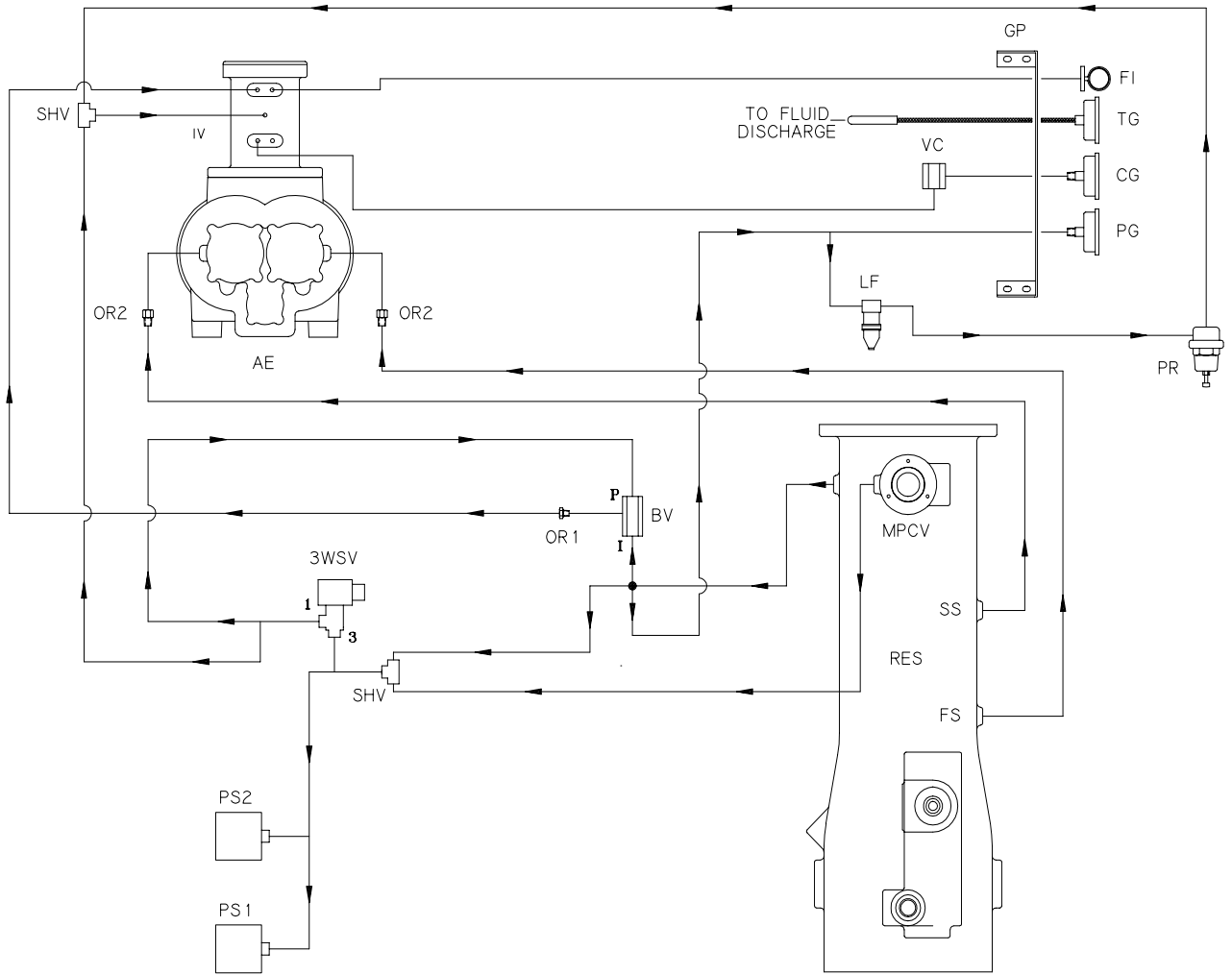
* Dash number changes according to horsepower of unit.

**CONTROL SCHEMATIC (across the line)
(load/no load)**



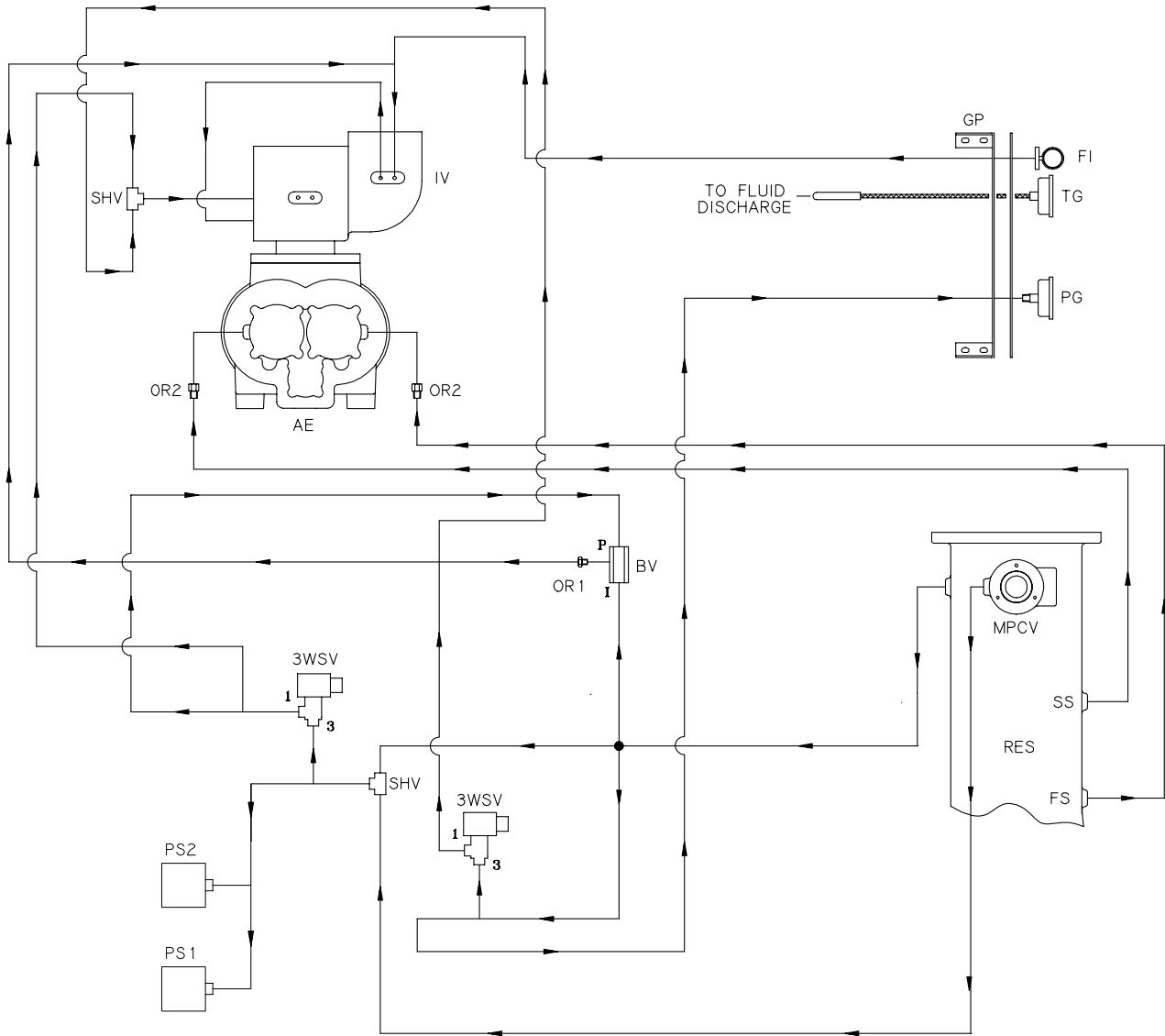
AE	AIREND	OR2	ORIFICE 0.04
BV	BLOWDOWN VALVE	PG	PRESSURE GAUGE
FI	AIR FILTER INDICATOR	PS1	PRESSURE SWITCH
FS	FIRST STAGE SCAVENGE LINE	PS2	PRESSURE SWITCH (LEAD/LAG ONLY)
GP	GAUGE PANEL	RES	RESERVOIR
IV	INLET VALVE	SHV	SHUTTLE VALVE
MPCV	MINIMUM PRESSURE CHECK VALVE	SS	SECOND STAGE SCAVENGE LINE
OR1	ORIFICE 0.14	TG	TEMPERATURE GAUGE
		3WSV	3-WAY SOLENOID VALVE

CONTROL SCHEMATIC *(across the line)* *(modulation)*



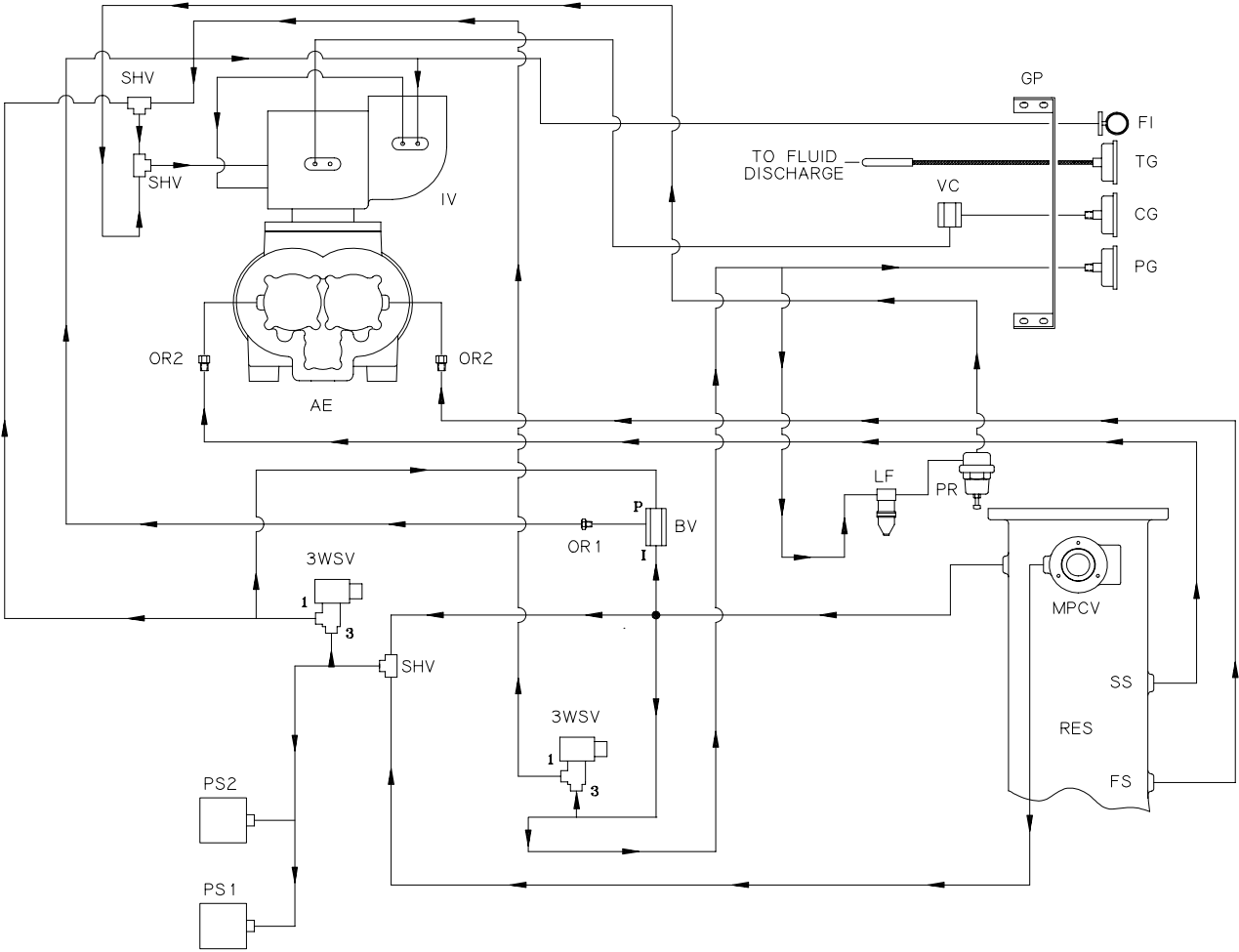
- | | | | |
|------|------------------------------|------|---------------------------------|
| AE | AIREND | OR2 | ORIFICE 0.04 |
| BV | BLOWDOWN VALVE | PG | PRESSURE GAUGE |
| CG | CAPACITY GAUGE | PS1 | PRESSURE SWITCH |
| FI | AIR FILTER INDICATOR | PS2 | PRESSURE SWITCH (LEAD/LAG ONLY) |
| FS | FIRST STAGE SCAVENGE LINE | RES | RESERVOIR |
| GP | GAUGE PANEL | SHV | SHUTTLE VALVE |
| IV | INLET VALVE | SS | SECOND STAGE SCAVENGE LINE |
| LF | LINE FILTER | TG | TEMPERATURE GAUGE |
| MPCV | MINIMUM PRESSURE CHECK VALVE | VC | VALVE CAPACITY |
| OR1 | ORIFICE 0.14 | 3WSV | 3-WAY SOLENOID VALVE |

CONTROL SCHEMATIC (wye-delta) (load/no load)



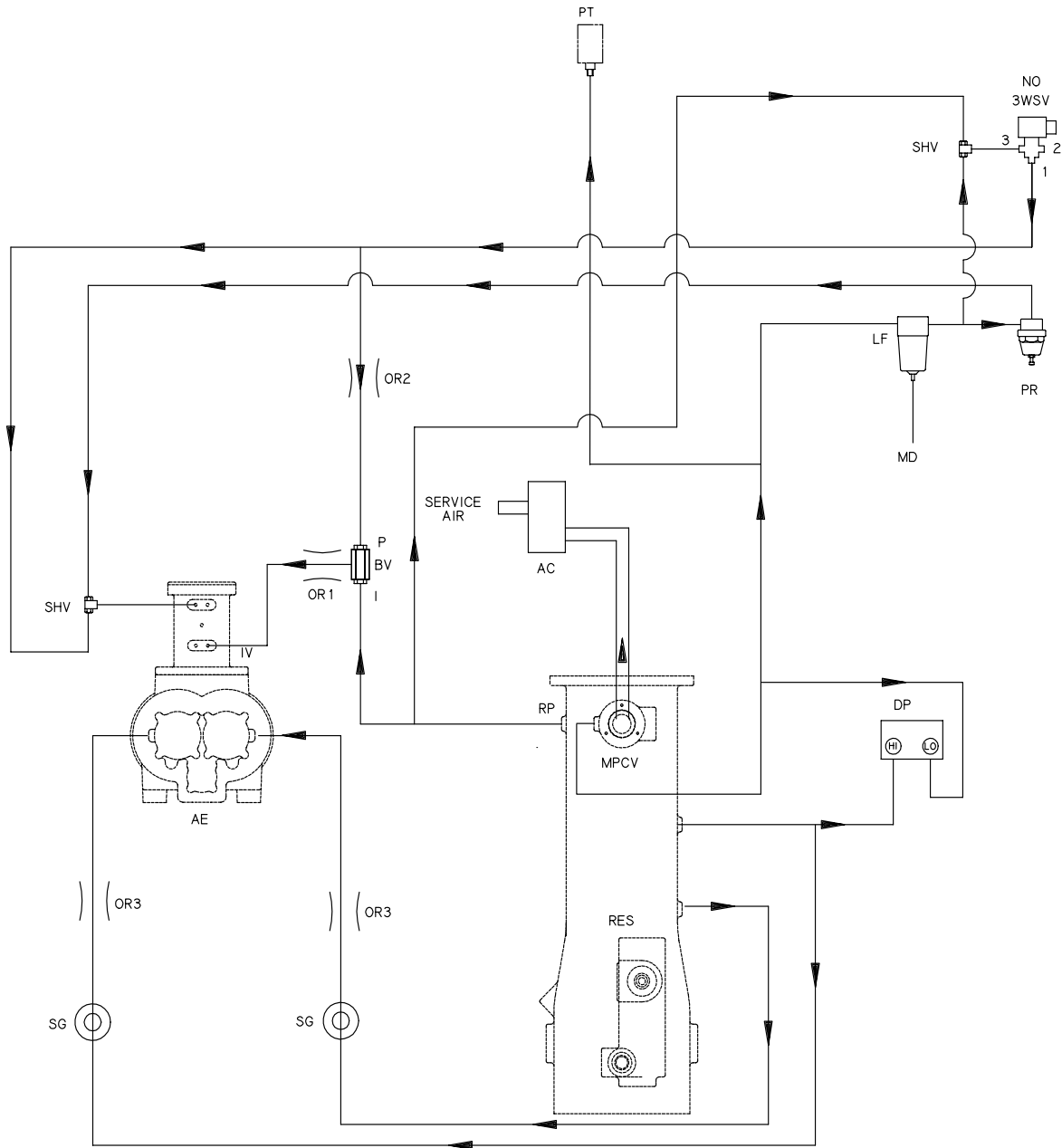
AE	AIREND	OR2	ORIFICE 0.04
BV	BLOWDOWN VALVE	PG	PRESSURE GAUGE
FI	AIR FILTER INDICATOR	PS1	PRESSURE SWITCH
FS	FIRST STAGE SCAVENGE LINE	PS2	PRESSURE SWITCH (LEAD/LAG ONLY)
GP	GAUGE PANEL	RES	RESERVOIR
IV	INLET VALVE	SHV	SHUTTLE VALVE
MPCV	MINIMUM PRESSURE CHECK VALVE	SS	SECOND STAGE SCAVENGE LINE
OR1	ORIFICE 0.14	TG	TEMPERATURE GAUGE
		3WSV	3-WAY SOLENOID VALVE

CONTROL SCHEMATIC (wye-delta) (modulation)



- | | | | |
|------|------------------------------|------|---------------------------------|
| AE | AIREND | PG | PRESSURE GAUGE |
| BV | BLOWDOWN VALVE | PR | PRESSURE REGULATOR |
| CG | CAPACITY GAUGE | PS1 | PRESSURE SWITCH |
| FI | AIR FILTER INDICATOR | PS2 | PRESSURE SWITCH (LEAD/LAG ONLY) |
| FS | FIRST STAGE SCAVENGE LINE | RES | RESERVOIR |
| GP | GAUGE PANEL | SHV | SHUTTLE VALVE |
| IV | INLET VALVE | SS | SECOND STAGE SCAVENGE LINE |
| LF | LINE FILTER | TG | TEMPERATURE GAUGE |
| MPCV | MINIMUM PRESSURE CHECK VALVE | VC | VALVE CAPACITY |
| OR1 | ORIFICE 0.14 | 3WSV | 3-WAY SOLENOID VALVE |
| OR2 | ORIFICE 0.04 | | |

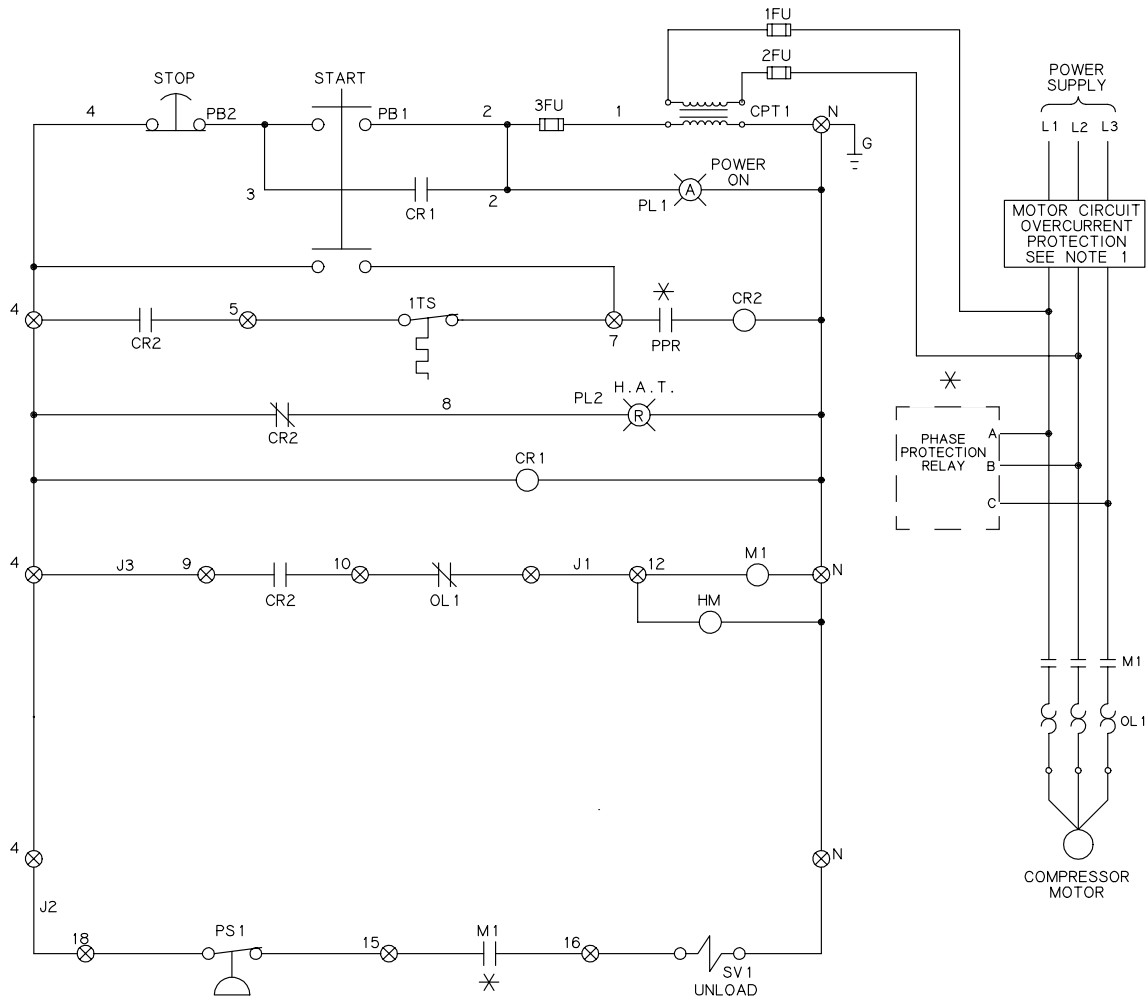
CONTROL SCHEMATIC (electronic control)



- AC AFTERCOOLER
- AE AIREND
- BV BLOWDOWN VALVE
- DP DIFFERENTIAL PRESSURE SWITCH, SEPARATOR
- IV INLET VALVE
- LF LINE FILTER
- MPCV MINIMUM PRESSURE CHECK VALVE
- MD MOISTURE DRAIN
- OR1 ORIFICE 0.14
- OR2 ORIFICE 0.06
- OR3 ORIFICE 0.04
- PR PRESSURE REGULATOR
- RES RESERVOIR
- SHV SHUTTLE VALVE
- SS SEPARATOR SCAVENGE
- PT PRESSURE TRANSDUCER
- 3WSV 3-WAY SOLENOID VALVE

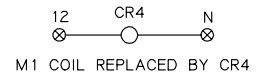
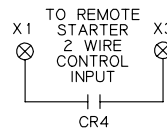
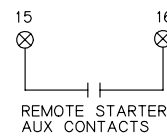
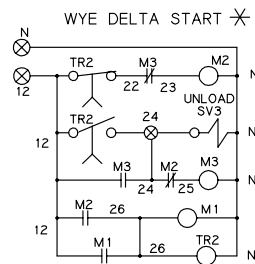
ELECTRICAL CONTROL DIAGRAM (continuous run)

WP1792B



NOMENCLATURE

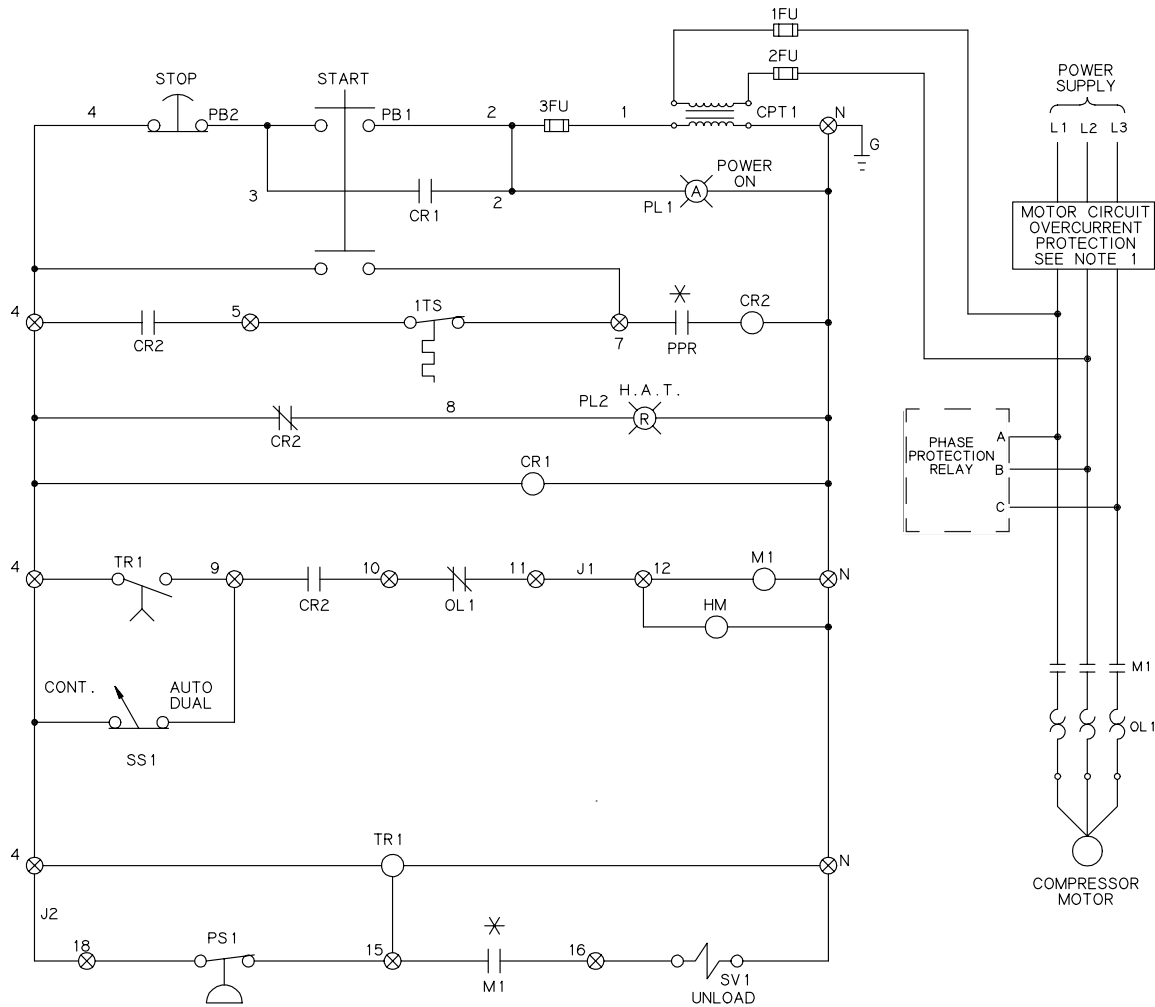
- FU FUSE
- PB PUSH BUTTON
- SS SELECTOR SWITCH
- CR CONTROL RELAY
- CPT CONTROL POWER TRANS
- TS TEMP. SWITCH
- HAT HIGH AIR TEMP.
- PL PANEL LIGHT
- TR TIMING RELAY
- OL OVERLOAD RELAY
- M CONTACTOR
- SV SOLENOID VALVE
- PS PRESSURE SWITCH
- ⊗ SCREW TERMINAL
- ⊙ OCTAL SOCKET NUMBER
- ⊗ OPTIONAL
- HM HOUR METER
- J JUMPERS



- NOTES:**
- 1) AT INSTALLATION THE CUSTOMER IS TO PROVIDE DISCONNECT AND BRANCH CIRCUIT OVERCURRENT PROTECTION IN ACCORDANCE WITH THE NATIONAL ELECTRICAL CODE AND/OR ANY LOCAL CODES HAVING PRECEDENCE.
 - 2) UNLESS OTHERWISE SPECIFIED ALL WIRES ARE RED EXCEPT "N" WIRES ARE WHITE AND "G" WIRE IS GREEN.

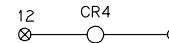
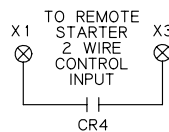
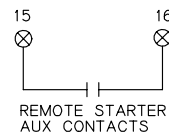
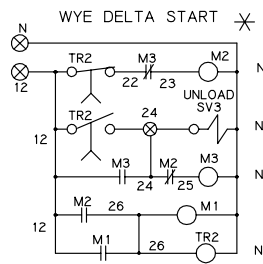
ELECTRICAL CONTROL DIAGRAM (auto dual)

WP1792A



NOMENCLATURE

FU	FUSE
PB	PUSH BUTTON
SS	SELECTOR SWITCH
CR	CONTROL RELAY
CPT	CONTROL POWER TRANS
TS	TEMP. SWITCH
HAT	HIGH AIR TEMP.
PL	PANEL LIGHT
TR	TIMING RELAY
OL	OVERLOAD RELAY
M	CONTACTOR
SV	SOLENOID VALVE
PS	PRESSURE SWITCH
⊗	SCREW TERMINAL
⊙	OCTAL SOCKET NUMBER
⊕	OPTIONALS
HM	HOUR METER
J	JUMPERS



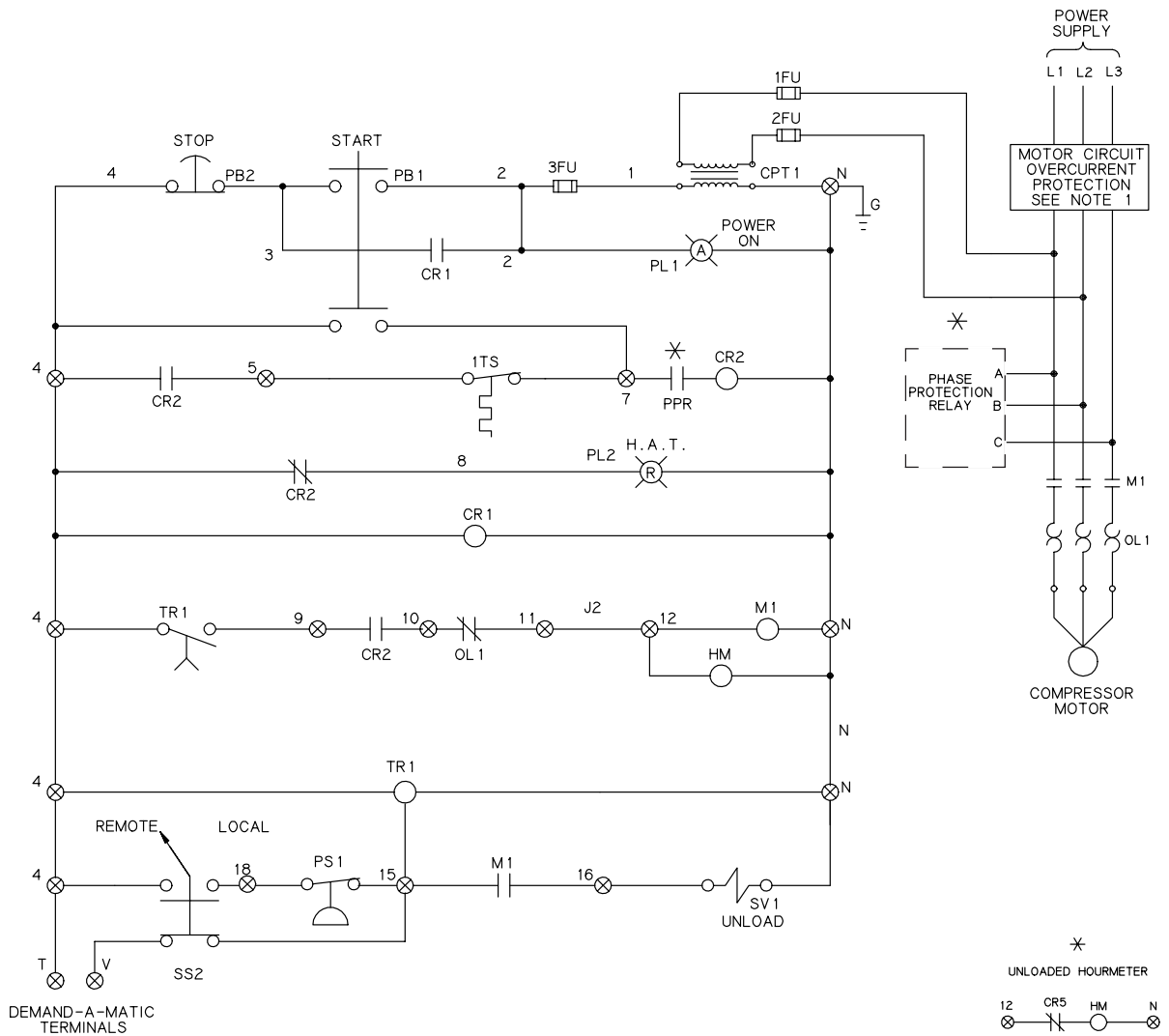
M1 COIL REPLACED BY CR4

NOTES:

- 1) AT INSTALLATION THE CUSTOMER IS TO PROVIDE DISCONNECT AND BRANCH CIRCUIT OVERCURRENT PROTECTION IN ACCORDANCE WITH THE NATIONAL ELECTRICAL CODE AND/OR ANY LOCAL CODES HAVING PRECEDENCE.
- 2) UNLESS OTHERWISE SPECIFIED ALL WIRES ARE RED EXCEPT "N" WIRES ARE WHITE AND "G" WIRE IS GREEN.

ELECTRICAL CONTROL DIAGRAM (auto demand)

WP1792C



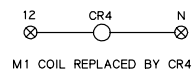
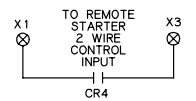
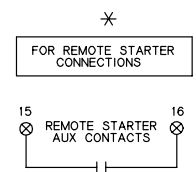
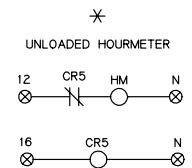
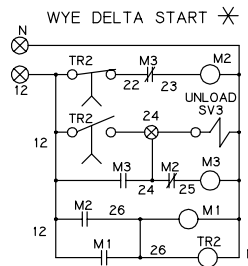
DEMAND-A-MATIC
TERMINALS

NOMENCLATURE

FU	FUSE
PB	PUSH BUTTON
SS	SELECTOR SWITCH
CR	CONTROL RELAY
CPT	CONTROL POWER TRANS
TS	TEMP. SWITCH
HAT	HIGH AIR TEMP.
PL	PANEL LIGHT
TR	TIMING RELAY
OL	OVERLOAD RELAY
M	CONTACTOR
SV	SOLENOID VALVE
PS	PRESSURE SWITCH
⊗	SCREW TERMINAL
(N)	OCTAL SOCKET NUMBER
*	OPTIONALS
HM	HOURLY METER
J	JUMPERS

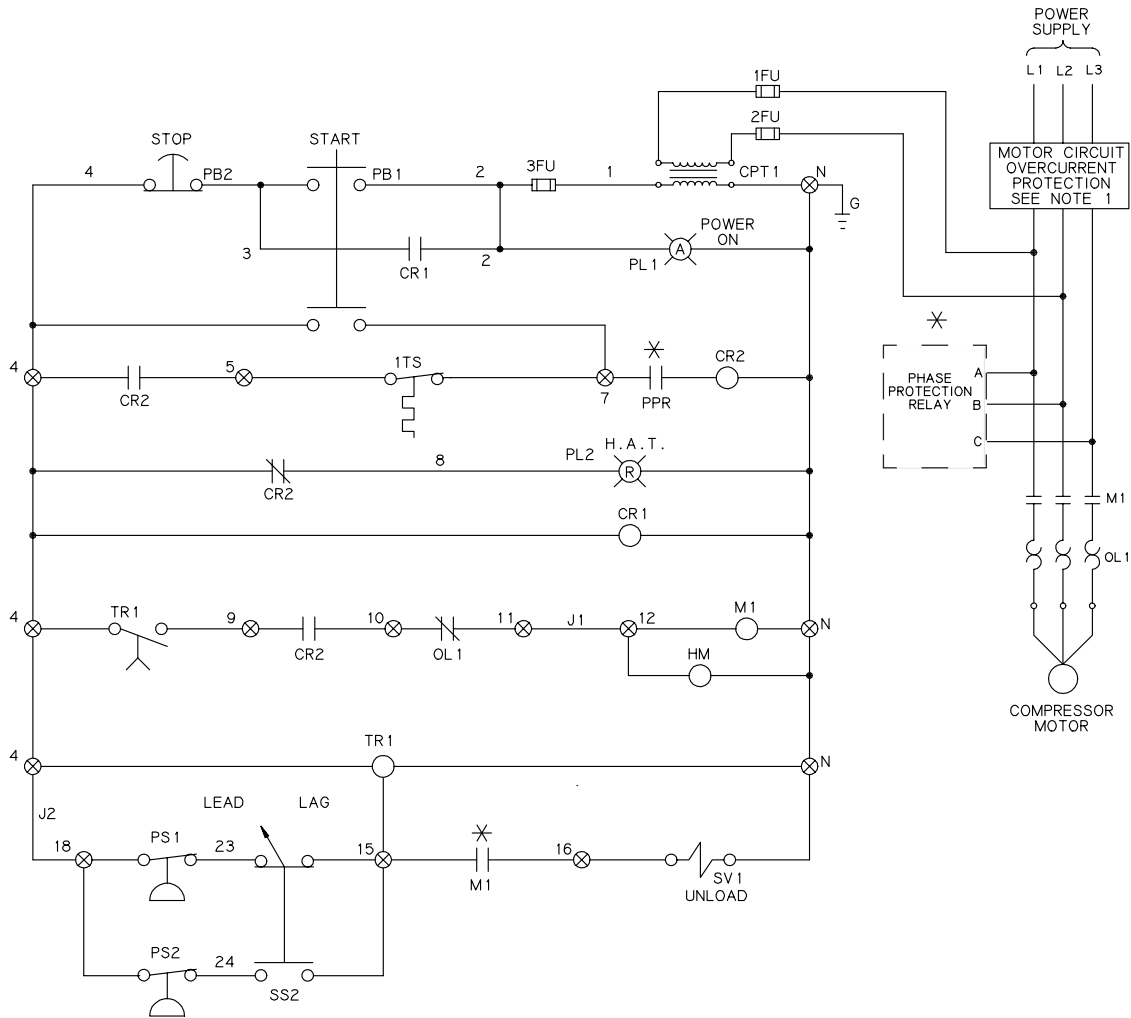
NOTES

- 1) AT INSTALLATION THE CUSTOMER IS TO PROVIDE DISCONNECT AND BRANCH CIRCUIT OVERCURRENT PROTECTION IN ACCORDANCE WITH THE NATIONAL ELECTRICAL CODE AND/OR ANY LOCAL CODES HAVING PRECEDENCE.
- 2) UNLESS OTHERWISE SPECIFIED ALL WIRES ARE RED EXCEPT "N" WIRES ARE WHITE AND "G" WIRE IS GREEN.
- 3) FOR AIR COMPRESSORS: PS2 IS TO BE SET 10 PSI BELOW PS1 AND PS2 IS NOT TO BE SET TO EXCEED SYSTEM OPERATING PRESSURE.
- 4) FOR VACUUM PUMPS: PS2 IS TO BE SET 3" Hg BELOW PS1.



ELECTRICAL CONTROL DIAGRAM (lead/lag)

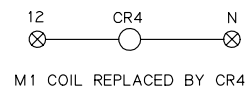
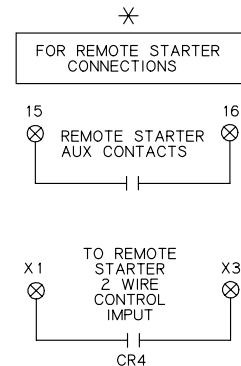
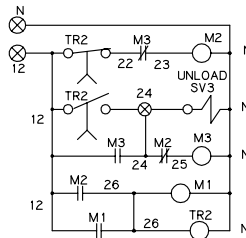
WP1792D



NOMENCLATURE

FU	FUSE
PB	PUSH BUTTON
SS	SELECTOR SWITCH
CR	CONTROL RELAY
CPT	CONTROL POWER TRANS
TS	TEMP. SWITCH
HAT	HIGH AIR TEMP.
PL	PANEL LIGHT
TR	TIMING RELAY
OL	OVERLOAD RELAY
M	CONTACTOR
SV	SOLENOID VALVE
PS	PRESSURE SWITCH
⊗	SCREW TERMINAL
⊙	OCTAL SOCKET NUMBER
*	OPTIONALS
HM	HOURLY METER
J	JUMPERS

WYE-DELTA START *

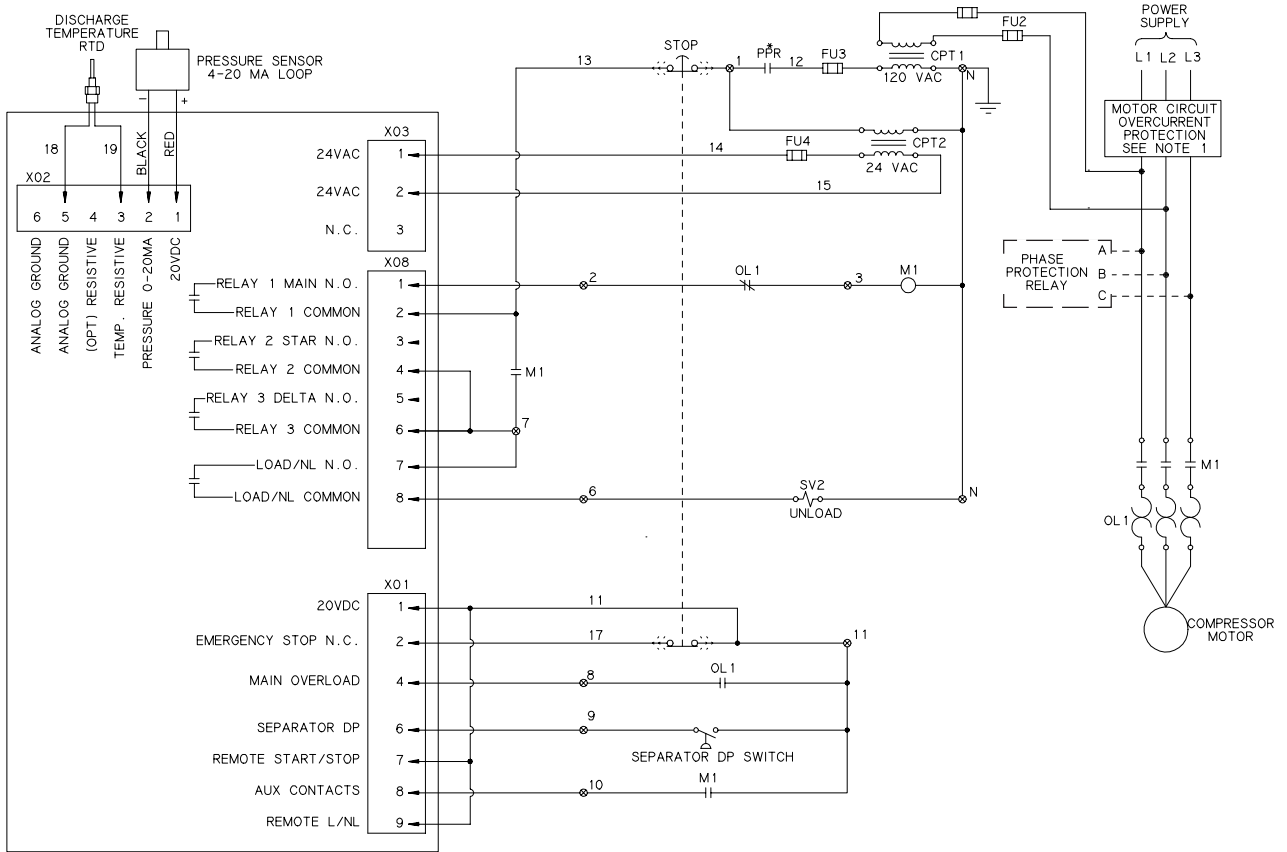


NOTES:

- 1) AT INSTALLATION THE CUSTOMER IS TO PROVIDE DISCONNECT AND BRANCH CIRCUIT OVERCURRENT PROTECTION IN ACCORDANCE WITH THE NATIONAL ELECTRICAL CODE AND/OR ANY LOCAL CODES HAVING PRECEDENCE.
- 2) UNLESS OTHERWISE SPECIFIED ALL WIRES ARE RED EXCEPT "N" WIRES ARE WHITE AND "G" WIRE IS GREEN.
- 3) FOR AIR COMPRESSORS: PS2 IS TO BE SET 10 PSI BELOW PS1 AND PS2 IS NOT TO BE SET TO EXCEED SYSTEM OPERATING PRESSURE.
- 4) FOR VACUUM PUMPS: PS2 IS TO BE SET 3" Hg BELOW PS1.

ELECTRICAL CONTROL DIAGRAM (electronic control) (across the line)

WP1915B



NOTES

- 1) AT INSTALLATION THE CUSTOMER IS TO PROVIDE DISCONNECT AND BRANCH CIRCUIT OVERCURRENT PROTECTION IN ACCORDANCE WITH THE NATIONAL ELECTRICAL CODE AND/OR ANY LOCAL CODES HAVING PRECEDENCE.
- 2) UNLESS OTHERWISE SPECIFIED ALL WIRES ARE RED EXCEPT "N" WIRES ARE WHITE AND "G" WIRE IS GREEN.
- 3) ALL PUSH BUTTONS, SELECTOR SWITCHES, HOURMETER, AND INDICATOR LIGHTS ARE LOCATED IN THE CONTROL PANEL.
- 4) REMOVE ANY JUMPERS ON OVERLOADS THAT ARE FACTORY INSTALLED.

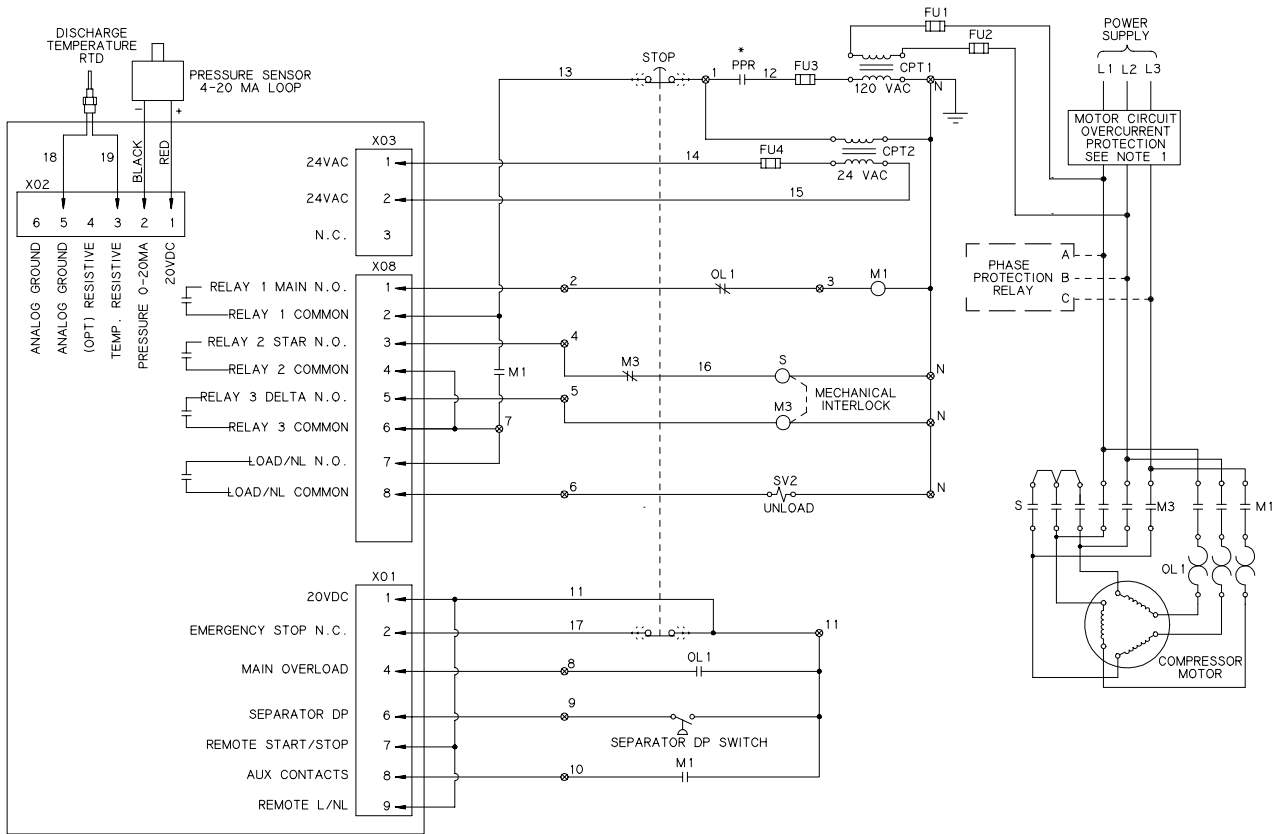
NOMENCLATURE

- FU FUSE
- PB PUSH BUTTON
- CPT CONTROL POWER TRANS
- OL OVERLOAD RELAY
- M CONTACTOR
- SV SOLENOID VALVE
- ⊗ SCREW TERMINAL
- * OPTIONALS
- HM HOUR METER
- <<-> QUICK CONNECT LUGS
- DP DIFFERENTIAL PRESSURE

ELECTRICAL CONTROL DIAGRAM

(electronic control) (wye-delta)

WP1915A



NOTES

- 1) AT INSTALLATION THE CUSTOMER IS TO PROVIDE DISCONNECT AND BRANCH CIRCUIT OVERCURRENT PROTECTION IN ACCORDANCE WITH THE NATIONAL ELECTRICAL CODE AND/OR ANY LOCAL CODES HAVING PRECEDENCE.
- 2) UNLESS OTHERWISE SPECIFIED ALL WIRES ARE RED EXCEPT "N" WIRES ARE WHITE AND "G" WIRE IS GREEN.
- 3) ALL PUSH BUTTONS, SELECTOR SWITCHES, HOURMETER, AND INDICATOR LIGHTS ARE LOCATED IN THE CONTROL PANEL.
- 4) REMOVE ANY JUMPERS ON OVERLOADS THAT ARE FACTORY INSTALLED.

NOMENCLATURE

FU	FUSE
PB	PUSH BUTTON
CPT	CONTROL POWER TRANS
OL	OVERLOAD RELAY
M	CONTACTOR
SV	SOLENOID VALVE
⊗	SCREW TERMINAL
OPTIONALS	OPTIONALS
HM	HOUR METER
<<>>	QUICK CONNECT LUGS
DP	DIFFERENTIAL PRESSURE

RECOMMENDED SPARE PARTS

QTY.	PART NUMBER	DESCRIPTION
1	129731-050	KIT-LINE FILTER
1	128813-050	KIT-CHECK VALVE
1	122862-900	TIMER-15 MINUTE
4	125706-005	RELAY-CONTROL
2	122880-222	SWITCH-TEMPERATURE
1	140147	CARTRIDGE-THERMAL VALVE (<i>air-cooled only</i>)
1	140209	KIT-SHAFT SEAL
*1	127138-002	SEPARATOR-AIR/FLUID, PRIMARY
*1	127139-001	SEPARATOR-AIR/FLUID, SECONDARY (15HP-30HP)
*1	129893	SEPARATOR-AIR/FLUID, SECONDARY (40HP-50HP)
*2	126467E450	ELEMENT-AIR FILTER (STANDARD)
*2	125420E300	ELEMENT-AIR FILTER (WYE-DELTA)
*2	23458-1	ELEMENT-AIR FILTER (HEAVY DUTY)
*3	128381-050	ELEMENT-FLUID FILTER
1	(NOTE 2)	BELT-MATCHED SET
*1	127462-005	FLUID-QUINSYN (5 GALLON CONTAINER)
1	127462-055	FLUID-QUINSYN (55 GALLON CONTAINER)
*1	110756-005	FLUID-QUINSYN-F (5 GALLON CONTAINER)
1	110756-055	FLUID-QUINSYN-F (55 GALLON CONTAINER)

NOTES:

- 1) THE ITEMS MARKED (*) ARE INCLUDED IN THE MAINTENANCE KITS BELOW AND ON THE FOLLOWING PAGES. NEW OR CHANGED ITEMS ABOVE ARE IN **BOLD ITALICS**.
- 2) SEE DRIVE GROUPS (PAGES 46 -57) FOR CORRESPONDING BELT PART NUMBERS.

MAINTENANCE KITS

QUINSYN (STANDARD)

1	127667-S67	MAINTENANCE KIT (15HP-30HP, STANDARD AIR FILTER) <i>includes:</i>
1	127138-002	SEPARATOR-AIR/FLUID, PRIMARY
1	127139-001	SEPARATOR-AIR/FLUID, SECONDARY
1	127462-005	FLUID-QUINSYN (5 GALLON CONTAINER)
2	126467E450	ELEMENT-AIR FILTER
3	128381-050	ELEMENT-FLUID FILTER
1	123157-373	O-RING, 0.19W, 9.0 ID
1	127667-S68	MAINTENANCE KIT (40HP-50HP, STANDARD AIR FILTER) <i>includes:</i>
1	127138-002	SEPARATOR-AIR/FLUID, PRIMARY
1	129893	SEPARATOR-AIR/FLUID, SECONDARY
1	127462-005	FLUID-QUINSYN (5 GALLON CONTAINER)
2	126467E450	ELEMENT-AIR FILTER
3	128381-050	ELEMENT-FLUID FILTER
1	123157-373	O-RING, 0.19W, 9.0 ID

MAINTENANCE KITS

QTY.	PART NUMBER	DESCRIPTION
<u>QUINSYN (STANDARD)</u>		
1	127667-S69	MAINTENANCE KIT (15HP-30HP, WYE-DELTA, STANDARD AIR FILTER) <i>includes:</i>
1	127138-002	SEPARATOR-AIR/FLUID, PRIMARY
1	127139-001	SEPARATOR-AIR/FLUID, SECONDARY
1	127462-005	FLUID-QUINSYN (5 GALLON CONTAINER)
2	125420E300	ELEMENT-AIR FILTER
3	128381-050	ELEMENT-FLUID FILTER
1	123157-373	O-RING, 0.19W, 9.0 ID
1	127667-S70	MAINTENANCE KIT (40HP-50HP, WYE-DELTA, STANDARD AIR FILTER) <i>includes:</i>
1	127138-002	SEPARATOR-AIR/FLUID, PRIMARY
1	129893	SEPARATOR-AIR/FLUID, SECONDARY
1	127462-005	FLUID-QUINSYN (5 GALLON CONTAINER)
2	125420E300	ELEMENT-AIR FILTER
3	128381-050	ELEMENT-FLUID FILTER
1	123157-373	O-RING, 0.19W, 9.0 ID
1	127667-S71	MAINTENANCE KIT (15HP-30HP, HEAVY DUTY AIR FILTER) <i>includes:</i>
1	127138-002	SEPARATOR-AIR/FLUID, PRIMARY
1	127139-001	SEPARATOR-AIR/FLUID, SECONDARY
1	127462-005	FLUID-QUINSYN (5 GALLON CONTAINER)
2	23458-1	ELEMENT-AIR FILTER
3	128381-050	ELEMENT-FLUID FILTER
1	123157-373	O-RING, 0.19W, 9.0 ID
1	127667-S72	MAINTENANCE KIT (40HP-50HP, HEAVY DUTY AIR FILTER) <i>includes:</i>
1	127138-002	SEPARATOR-AIR/FLUID, PRIMARY
1	129893	SEPARATOR-AIR/FLUID, SECONDARY
1	127462-005	FLUID-QUINSYN (5 GALLON CONTAINER)
2	23458-1	ELEMENT-AIR FILTER
3	128381-050	ELEMENT-FLUID FILTER
1	123157-373	O-RING, 0.19W, 9.0 ID
<u>QUINSYN-F (FOOD GRADE)</u>		
1	127667FS56	MAINTENANCE KIT (15HP-30HP, STANDARD AIR FILTER) <i>includes:</i>
1	127138-002	SEPARATOR-AIR/FLUID, PRIMARY
1	127139-001	SEPARATOR-AIR/FLUID, SECONDARY
1	110756-005	FLUID-QUINSYN-F (5 GALLON CONTAINER)
2	126467E450	ELEMENT-AIR FILTER
3	128381-050	ELEMENT-FLUID FILTER
1	123157-373	O-RING, 0.19W, 9.0 ID

MAINTENANCE KITS

QTY.	PART NUMBER	DESCRIPTION
QUINSYN-F (FOOD GRADE)		
1	127667FS72	MAINTENANCE KIT (40HP-50HP, STANDARD AIR FILTER) <i>includes:</i>
1	127138-002	SEPARATOR-AIR/FLUID, PRIMARY
1	129893	SEPARATOR-AIR/FLUID, SECONDARY
1	110756-005	FLUID-QUINSYN-F (5 GALLON CONTAINER)
2	126467E450	ELEMENT-AIR FILTER
3	128381-050	ELEMENT-FLUID FILTER
1	123157-373	O-RING, 0.19W, 9.0 ID
1	127667FS91	MAINTENANCE KIT (15HP-30HP, WYE-DELTA, STANDARD AIR FILTER) <i>includes:</i>
1	127138-002	SEPARATOR-AIR/FLUID, PRIMARY
1	127139-001	SEPARATOR-AIR/FLUID, SECONDARY
1	110756-005	FLUID-QUINSYN-F (5 GALLON CONTAINER)
2	125420E300	ELEMENT-AIR FILTER
3	128381-050	ELEMENT-FLUID FILTER
1	123157-373	O-RING, 0.19W, 9.0 ID
1	127667FS92	MAINTENANCE KIT (40HP-50HP, WYE-DELTA, STANDARD AIR FILTER) <i>includes:</i>
1	127138-002	SEPARATOR-AIR/FLUID, PRIMARY
1	129893	SEPARATOR-AIR/FLUID, SECONDARY
1	110756-005	FLUID-QUINSYN-F (5 GALLON CONTAINER)
2	125420E300	ELEMENT-AIR FILTER
3	128381-050	ELEMENT-FLUID FILTER
1	123157-373	O-RING, 0.19W, 9.0 ID
1	127667FS57	MAINTENANCE KIT (15HP-30HP, HEAVY DUTY AIR FILTER) <i>includes:</i>
1	127138-002	SEPARATOR-AIR/FLUID, PRIMARY
1	127139-001	SEPARATOR-AIR/FLUID, SECONDARY
1	110756-005	FLUID-QUINSYN-F (5 GALLON CONTAINER)
2	23458-1	ELEMENT-AIR FILTER
3	128381-050	ELEMENT-FLUID FILTER
1	123157-373	O-RING, 0.19W, 9.0 ID
1	127667FS73	MAINTENANCE KIT (40HP-50HP, HEAVY DUTY AIR FILTER) <i>includes:</i>
1	127138-002	SEPARATOR-AIR/FLUID, PRIMARY
1	129893	SEPARATOR-AIR/FLUID, SECONDARY
1	110756-005	FLUID-QUINSYN-F (5 GALLON CONTAINER)
2	23458-1	ELEMENT-AIR FILTER
3	128381-050	ELEMENT-FLUID FILTER
1	123157-373	O-RING, 0.19W, 9.0 ID

FLUID ANALYSIS KIT 128515

Provides Early Detection of Excessive Parts Wear, Fluid Breakdown, or a Contaminated Fluid System.

Notes

Quincy Service is always near.
There are authorized Quincy
Distributors located worldwide that
stock genuine Quincy parts &
accessories for a wide range of
Quincy products.

Quincy Service specialists are
factory trained and will help keep
you in business. Call for Authorized
Quincy Service.



Quincy Compressor®



True Blue Reliability™

Reciprocating / Systems: 217.222.7700
Rotary / Vacuum / Systems: 251.937.5900
Nearest Distributor: 888.424.7729
E-mail: trueblue@quincycompressor.com
Discover: www.quincycompressor.com

BFGoodrich

© 2000 Quincy Compressor a BFGoodrich Company Business
All Rights Reserved. Litho in U.S.A.