

INGERSOLL-RAND®



EPE/XFE/HPE/HXPE 250-2S
EPE/XFE/HPE/HXPE 300-2S
EPE/XFE/HPE/HXPE 350-2S
EPE/XFE/HPE/HXPE 400-2S
EPE/XFE/HPE/HXPE 450-2S
EPE/XFE/HPE/HXPE 500-2S

PARTS LIST
RECOMMENDED SPARES

RETAIN THIS MANUAL WITH UNIT.

This Technical manual contains **IMPORTANT SAFETY DATA** and should be kept with the air compressor at all times.

More Than Air. Answers.

Online answers: <http://www.air.irco.com>

CCN: 80440449 Rev. A

APDD 748

March 2000

**AIR COMPRESSOR GROUP
BONDED WARRANTY & REGISTERED START UP**

Warranty

The Company warrants that the equipment manufactured by it and delivered hereunder will be free of defects in material and workmanship for a period of twelve months (see extended airen warranty) from the date of placing the Equipment in operation or eighteen months (see extended airen warranty) from the date of shipment from Davidson, NC, whichever shall first occur. The Purchaser shall be obligated to promptly report any failure to conform to this warranty, in writing to the Company in said period, whereupon the Company shall, at its option, correct such nonconformity, by suitable repair to such equipment or, furnish a replacement part F.O.B. point of shipment, provided the Purchaser has stored, installed maintained and operated such Equipment in accordance with good industry practices and has complied with specific recommendations of the Company. Accessories or equipment furnished by the Company, but manufactured by others, shall carry whatever warranty the manufacturers have conveyed to the Company and which can be passed on to the Purchaser. The Company shall not be liable for any repairs, replacements, or adjustments to the Equipment or any costs of labor performed by the Purchaser or others without Company's prior written approval.

The effects of corrosion, erosion and normal wear and tear are specifically excluded. Performance warranties are limited to those specifically stated within the Company's proposal. Unless responsibility for meeting such performance warranties are limited to specified tests, the Company's obligation shall be to correct in the manner and for the period of time provided above.

THE COMPANY MAKES NO OTHER WARRANTY OR REPRESENTATION OF ANY KIND WHATSOEVER, EXPRESSED OR IMPLIED, EXCEPT THAT OF TITLE, AND ALL IMPLIED WARRANTIES OF MERCHANTABILITY AND FITNESS FOR A PARTICULAR PURPOSE, ARE HEREBY DISCLAIMED.

Correction by the Company of nonconformities whether patent or latent, in the manner and for the period of time provided above, shall constitute fulfillment of all liabilities of the Company for such nonconformities whether based on contract, warranty negligence, indemnity, strict liability or otherwise with respect to or arising out of such Equipment.

The purchaser shall not operate Equipment which is considered to be defective, without first notifying the Company in writing of its intention to do so. Any such use of Equipment will be at Purchaser's sole risk and liability.

Limitation of Liability

The remedies of the Purchaser set forth herein are exclusive, and the total liability of the Company with respect to this contract or the Equipment and services furnished hereunder, in connection with the performance or breach thereof, or from the manufacture, sale, delivery, installation, repair or technical direction covered by or furnished under this contract, whether passed on contract, warranty negligence, indemnity, strict liability or otherwise, shall not exceed the purchase price of the unit of Equipment upon which such liability is based.

The Company and its suppliers shall in no event be liable to the Purchaser, any successors in interest or any beneficiary or assignee of this contract for any consequential, incidental, indirect, special or punitive damages arising out of this contract or any breach thereof, or any defect in, or failure of, or malfunction of the Equipment hereunder, whether based upon loss of use, lost profits or revenue, interest, lost goodwill, work stoppage, impairment of other goods, loss by reason of shutdown or non-operation, increased expenses of operation, cost of purchase of replacement power or claims of Purchaser or customers of Purchaser for service interruption whether or not such loss or damage is based on contract, warranty, negligence, indemnity, strict liability or otherwise.

EXTENDED DRIVETRAIN WARRANTY

**Intellisys Compressors
50-500 HP**

(Excluding Belt Driven)

The Ingersoll-Rand Company Rotary Screw Air Compressor that has been filled prior to its original shipment from Ingersoll-Rand Company with ULTRA COOLANT and which has been operated solely on ULTRA COOLANT thereafter shall have its DRIVETRAIN warranted for twenty four (24) months from the date of placing the COMPRESSOR in operation or thirty (30) months from the date of shipment, whichever occurs first.

Except for the above warranty period, the standard warranty provisions shall apply and the conditions outlined herein are understood to be a supplement to the standard Ingersoll-Rand Company warranty.

This EXTENDED DRIVETRAIN WARRANTY applies only to 50-500 HP Intellisys Gear Driven COMPRESSORS operating on ULTRA COOLANT after February 1, 1990.

TABLE OF CONTENTS

Safety and Warnings.....	2
Introduction.....	3
Intellisys Controller & Starter Box Assembly.....	4-5
No Starter Assembly.....	6-7
Starter (Star Delta) B180-B110.....	8-9
Starter (Star Delta) B250-B180.....	10-11
Starter (Star Delta) B300-B180.....	12-13
Starter (Star Delta) B300-B250.....	14-15
Major Components 250-300 HP.....	16-17
Major Components 350-500 HP.....	18-19
Drive Train Assembly 250-500 HP.....	20-21
Airend 250-450 HP-With Oil Pump.....	22-23
8”Inlet Valve With Air Filter - 250-500 HP	24-25
8”Inlet Valve/Stepper Motor - 250-500 HP.....	26-27
Separator Tank 250-300 HP.....	28-29
Separator Tank 350-500 HP.....	30-31
Aircooled Cooler 250-300 HP	32-33
Air Discharge Assembly 250-300 HP	34-35
No Aftercooler	
Aircooled Cooler 350-500 HP	36-37
Air Discharge Assembly 350-500 HP.....	38-39
No Aftercooler	
Watercooled Assembly 250-300 HP	40-41
Watercooled Assembly Options 250-300 HP	42-45
Watercooled Assembly 350-500 HP - 90°.....	46-47
Watercooled Assembly Options 350-500 HP - 90° ...	48-49
Watercooled Assembly 350-500 HP -	50-51
Stainless Steel	
Watercooled Assembly 350-500 HP - 115°.....	52-53
Watercooled Assembly Options 350-500 HP - 115° .	54-55
Aircooled Intake 250-300 HP	56-57
Aircooled Intake 350-500 HP	58-59
Enclosure 250-300 HP.....	60-63
Enclosure 350-500 HP.....	64-67
Enclosure 250-300 HP Extended Package.....	68-71
Low Ambient Assembly 250-300 HP.....	72-73
Low Ambient Extended Package Enclosure -.....	74-77
250-300 HP	
Outdoor Modification Enclosure 250-300 HP	78-81
Low Ambient Assembly 350-500 HP.....	82-83
Extended Package 350-500 HP.....	84-85
Outdoor Modification Enclosure 350-500 HP	86-89
O-Rings.....	90
Recommended Spare Parts List.....	92-95

NOTE: HP is Horsepower

ROTARY SCREW AIR COMPRESSOR

This unit was purchased from

Ingersoll-Rand Company reserves the right to make changes or add improvements without notice and without incurring any obligation to make such changes or add such improvements to products sold previously.

Model: _____

No. of units on order: _____

Customer Order No: _____

Ingersoll-Rand Co. Order No: _____

For ready reference:

Record the serial number and model number of your unit here.

Serial Number: _____

WARNING

Failure to adhere to these recommendations can result in mechanical failure, property damage and serious injury or death.

All air and water inlet, and air and water discharge pipework to and from the inlet and discharge port connections must take into account vibration, pulsations, temperature, maximum pressure applied, corrosion and chemical resistance. In addition, it should be noted that lubricated compressors will discharge some oil into the air stream; therefore, compatibility between discharge piping, system accessories and software must be assured.

For the foregoing reasons, the use of plastic piping, soldered copper fittings and rubber hose as discharge piping is not recommended. In addition, flexible joints and/or flex lines can only be considered for such purposes if their specifications fit the operating parameters of the system.

It is the responsibility of the installer and owner to provide the appropriate service pipework to and from the machine.

WARNING

"Ingersoll-Rand air compressors are not designed, intended, or approved for breathing air. Ingersoll-Rand does not approve specialized equipment for breathing air application and assumes no responsibility or liability for compressors used for breathing air services."

PARTS LIST

INTRODUCTION

GENERAL

This manual, which contains an illustrated parts breakdown, has been prepared as an aid in identifying and ordering parts in the SSR compressor. All of the compressor parts listed in the parts breakdown are manufactured with the same precision as the original equipment.

Ingersoll-Rand Company service facilities and parts are available worldwide. There are Ingersoll-Rand company Branch Offices and authorized distributors located in the principle cities of the United States. In Canada, our customers are serviced by the Canadian Ingersoll-Rand Company, Limited. There are also Ingersoll-Rand Company subsidiaries and authorized distributors located in the principle cities throughout the world.

DESCRIPTION

The illustrated parts breakdown illustrates the various assemblies, sub-assemblies and detailed parts which make up this particular SSR compressor. A series of illustrations show each part clearly and in its correct location relative to the other

parts in the illustration. Each part on an illustration is referenced with a number. The number, description and quantity needed per assembly is listed in numerical order on the following pages.

OPTIONAL EQUIPMENT

Several optional accessories/items are available for convenience or special application. These accessories have been selected as being particularly suitable for use on the SSR compressor.

For complete details on Optional Equipment, contact your Sales Representative.

HOW TO USE THIS PARTS MANUAL

1. Turn to the Parts Section to locate the desired illustrations.
2. Locate the part on the illustration by visual identification and the reference number.
3. Find the referenced number on the Tabulated page, along with the Part Number and Description.

SERIAL NUMBER BREAK

When a part is changed and it doesn't supersede the previous part, this change must be documented by a serial number break.

By using the last (6) digits of the serial number, as outlined below, this change is recorded in the parts list.

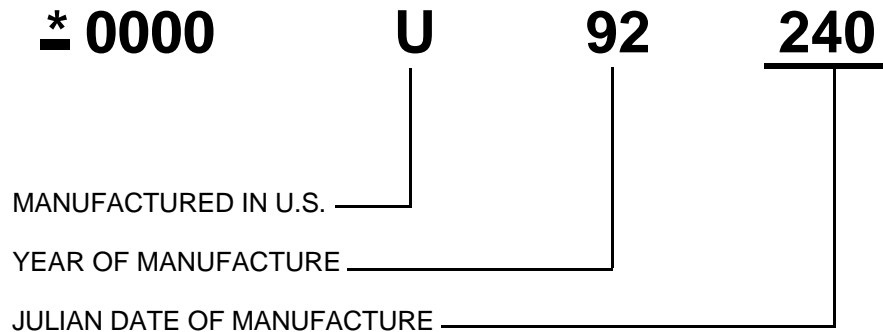
→> U92240 indicates part is used on units up to and including serial number ending in U92240.

U92241→> indicates part is used on units with serial number ending in U92241 or higher.

HOWTO ORDER PARTS

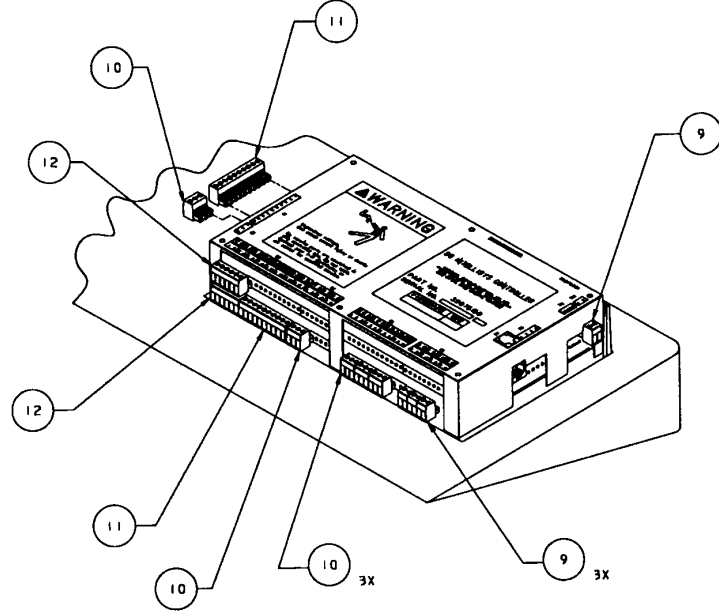
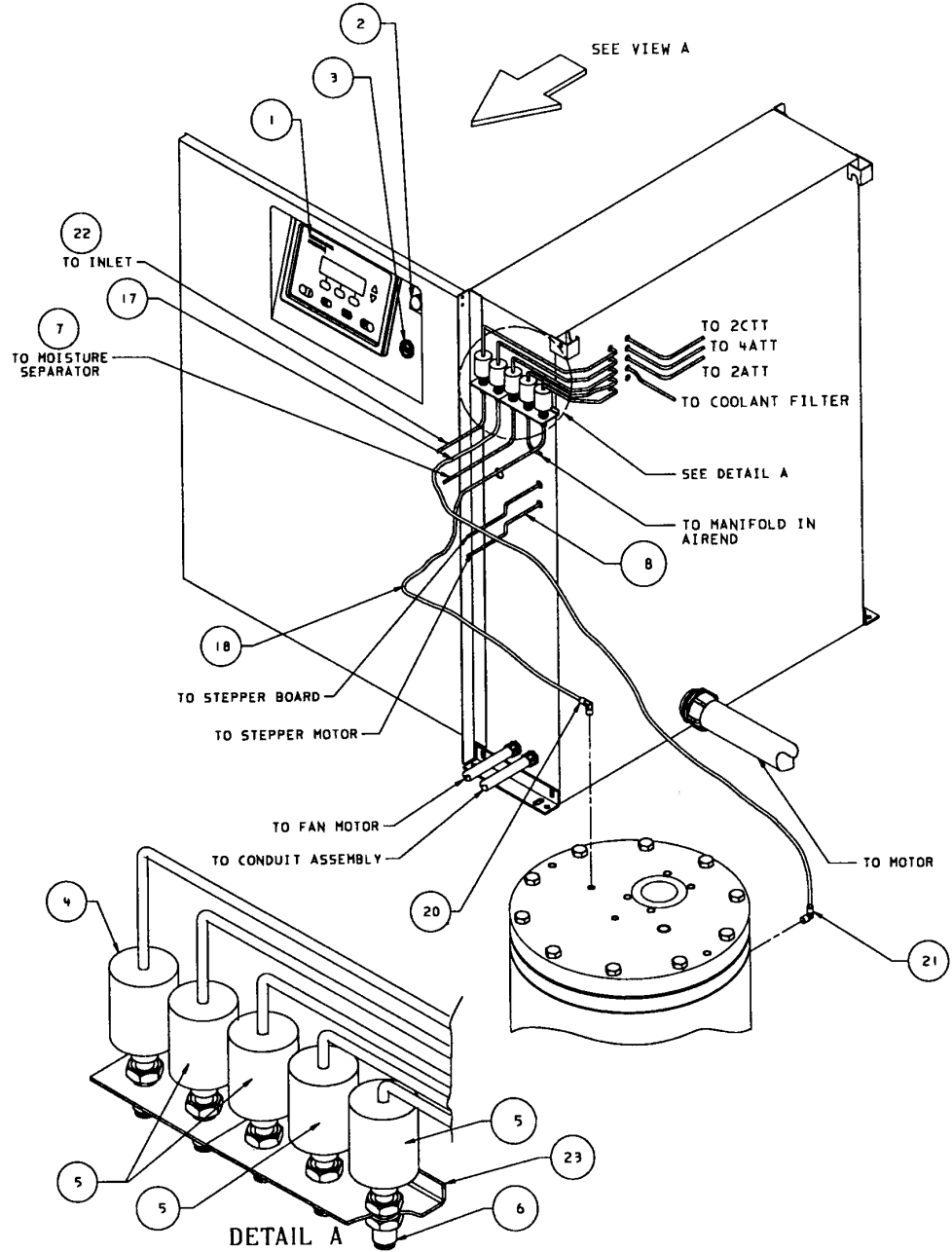
In order that all avoidable errors be eliminated when ordering parts, please specify the following:

1. The model number of the unit as shown on the Compressor Data Plate.
2. The serial number of the unit as shown on the Compressor Data Plate.
3. The form number of this manual (shown on front cover).
4. The reference number, part number, description and quantity needed exactly as listed.
5. The motor data code shown on the motor data plate.



*E OR F DEPENDING ON SIZE OF UNIT.

39894613
REV 03



VIEW A
SCALE: 1/2
(SHOWN IN ISOMETRIC PROJECTION)

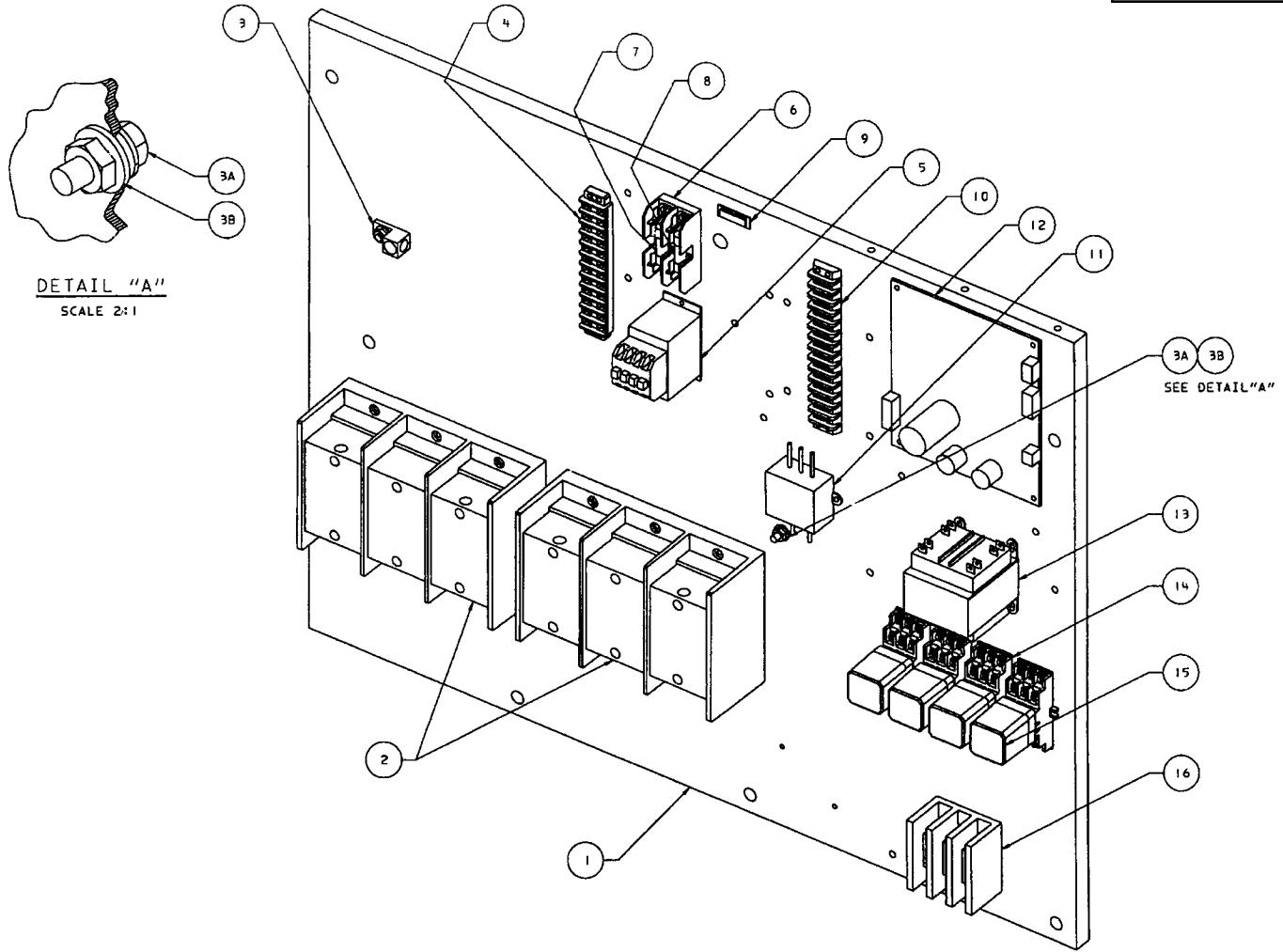
INTELLISYS CONTROLLER AND STARTER BOX ASSEMBLY

REF. NO.	PART NUMBER	QTY.	DESCRIPTION
1	39875158	1	ASSEMBLY, INTELLISYS CONTROLLER
1A	39874375	1	GASKET
1B	39128988	6	SCREW
1C	95379392	6	WASHER, STAR
2	39485032	1	LIGHT, AMBER COMPLETE
2A	39485024	1	BULB, 24V
3	39549167	1	SWITCH, EMERGENCY STOP
4	39877618	1	TRANSDUCER, 0-15 PSIG
4A	39875570	1	CABLE, TRANSDUCER
5	39875539	4	TRANSDUCER, 0-225 PSIG
5A	39875570	4	CABLE, TRANSDUCER
6	39461868	5	BULKHEAD CONNECTOR (FOR MTG TRANSDUCER)
6A	95922761	5	WASHER, STAR
7	39124813	x	NYLON, TUBE
	39497847	x	TUBING, FLEXIBLE TEFLON LOW AMBIENT
8	39476221	1	CABLE, STEPPER MOTOR
9	39242367	4	PLUG, 2 POSITION
10	39204441	5	PLUG, 3 POSITION
11	39242375	2	PLUG, 10 POSITION
12	39186093	2	PLUG, 6 POSITION
17	39124813	x	TUBING, NYLON NEMA 1 AND 4
	39497847	x	TUBING, FLEXIBLE TEFLON LOW AMBIENT
18	39124813	x	TUBING, NYLON NEMA 1 AND 4
	39497847	x	TUBING, FLEXIBLE TEFLON LOW AMBIENT
20	39155478	1	ELBOW - NEMA 1 AND 4
21	39155478	1	ELBOW - NEMA 1 AND 4
22	39124813	1	TUBING, NYLON NEMA 1 AND 4
	39497847	x	TUBING, FLEXIBLE TEFLON LOW AMBIENT
23	54428537	1	BRACKET, TRANSDUCER

NOTES:

1. X - ORDER PER NUMBER OF INCHES REQUIRED
2. STANDARD FASTENERS SUCH AS NUTS, BOLTS AND SCREWS ARE LISTED AS SUB-ITEMS
(EXAMBLE: 1B).
3. ALL CONTROL TUBING FOR LOW AMBIENT UNITS TO BE TEFLON FLEXIBLE TUBING. STAINLESS STEEL TUBING OR METAL FLEX. ALL CONTROL TUBING TO BE HEAT TRACED.

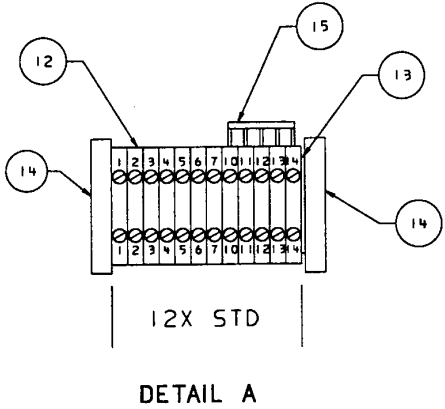
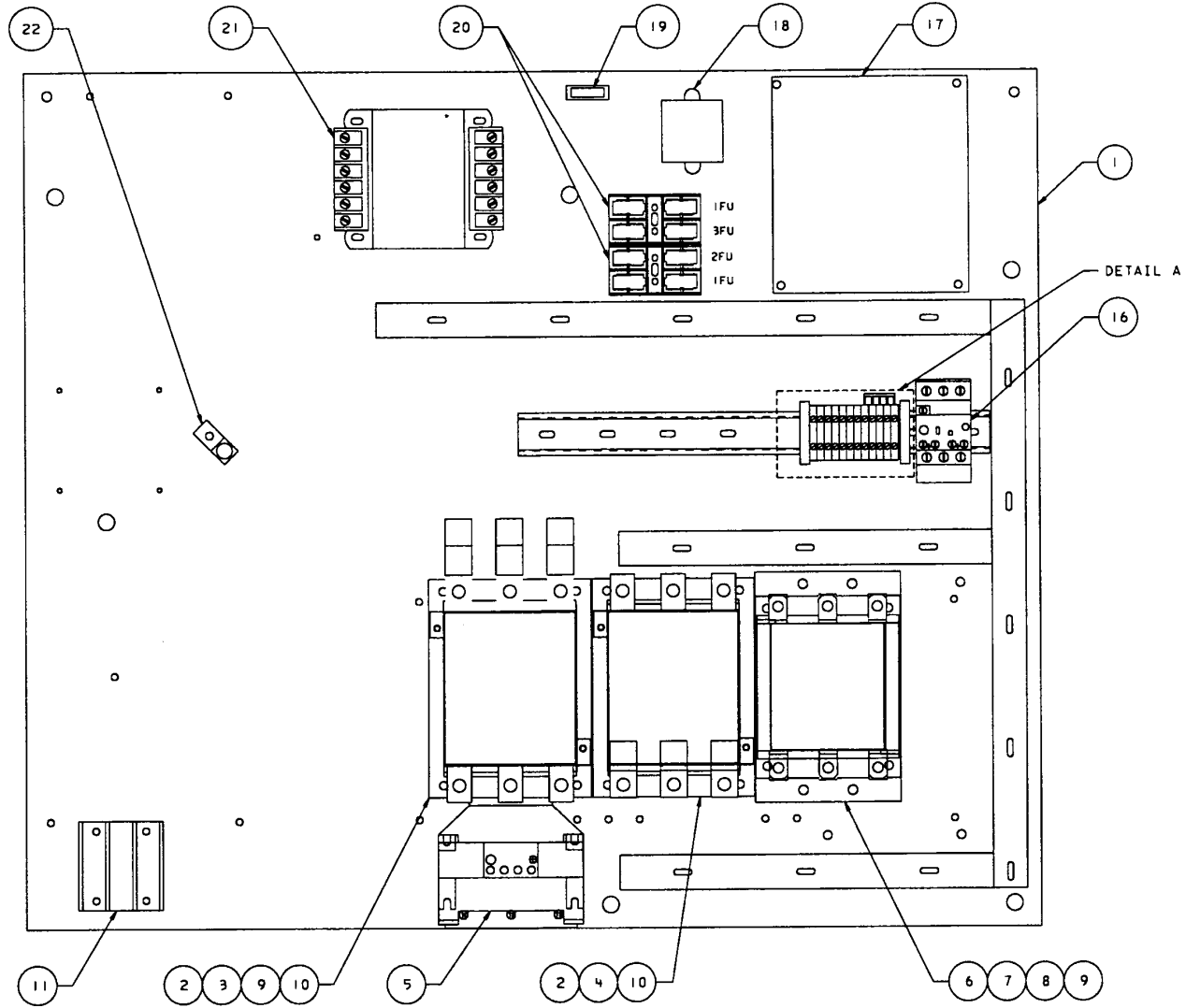
39883616
REV 02



NO STARTER ASSEMBLY

REF. NO.	PART NUMBER	QTY.	DESCRIPTION
1	39879580	1	BACK PANEL
2	39136486	2	TERMINAL BLOCK (STAR DELTA ONLY)
2A	35249721	6	SCREW
3	39190939	1	GROUND LUG
3A	39141809	2	BOLT, GROUND LUG
3B	39128541	2	NUT, GROUND LUG
4	39180898	1	BLOCK, 12 TERMINAL
4A	35249721	4	SCREW
5	39165618	1	RELAY, BF-110/120V 50/60 HZ COIL
5A	35249721	3	SCREW
6	39480504	1	FUSE BLOCK
6A	35249721	2	SCREW
7	39113535	1	FUSE, 250V, 2 AMP
8	39245188	1	FUSE, 250V, BBS-6 AMP
9	39196225	1	LIGHT, POWER ON
10	35267202	1	BLOCK, 14 TERMINAL
10A	35249721	4	SCREW
11	39201918	1	POWER FILTER
11A	35249621	2	SCREW
12	39874425	1	POWER SUPPLY BOARD
12A	39173810	4	STANDOFF
12B	95929022	4	WASHER
12C	39129994	4	SCREW
12D	39242367	1	PLUG, 2 POSITION
12E	39204441	1	PLUG, 3 POSITION
12F	39186101	1	PLUG, 4 POSITION
12G	39191630	1	PLUG, 5 POSITION
13	39553888	1	TRANSFORMER, 24V-130VA SIGNAL
13A	35249721	4	SCREW
14	39125091	4	SOCKET, 11 BLADE (STAR DELTA)
	39125091	3	SOCKET, 11 BLADE (FULL VOLTAGE)
15	39403290	4	RELAY, AUTO CONTROL STD (STAR DELTA)
	39403290	3	RELAY, AUTO CONTROL STD (FULL VOLTAGE)
15A	39125158	5	SCREW (STAR DELTA)
	39125158	4	SCREW (FULL VOLTAGE)
16	39164520	1	TERMINAL BLOCK
16A	35249721	2	SCREW

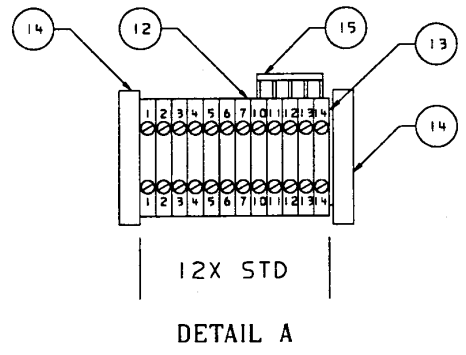
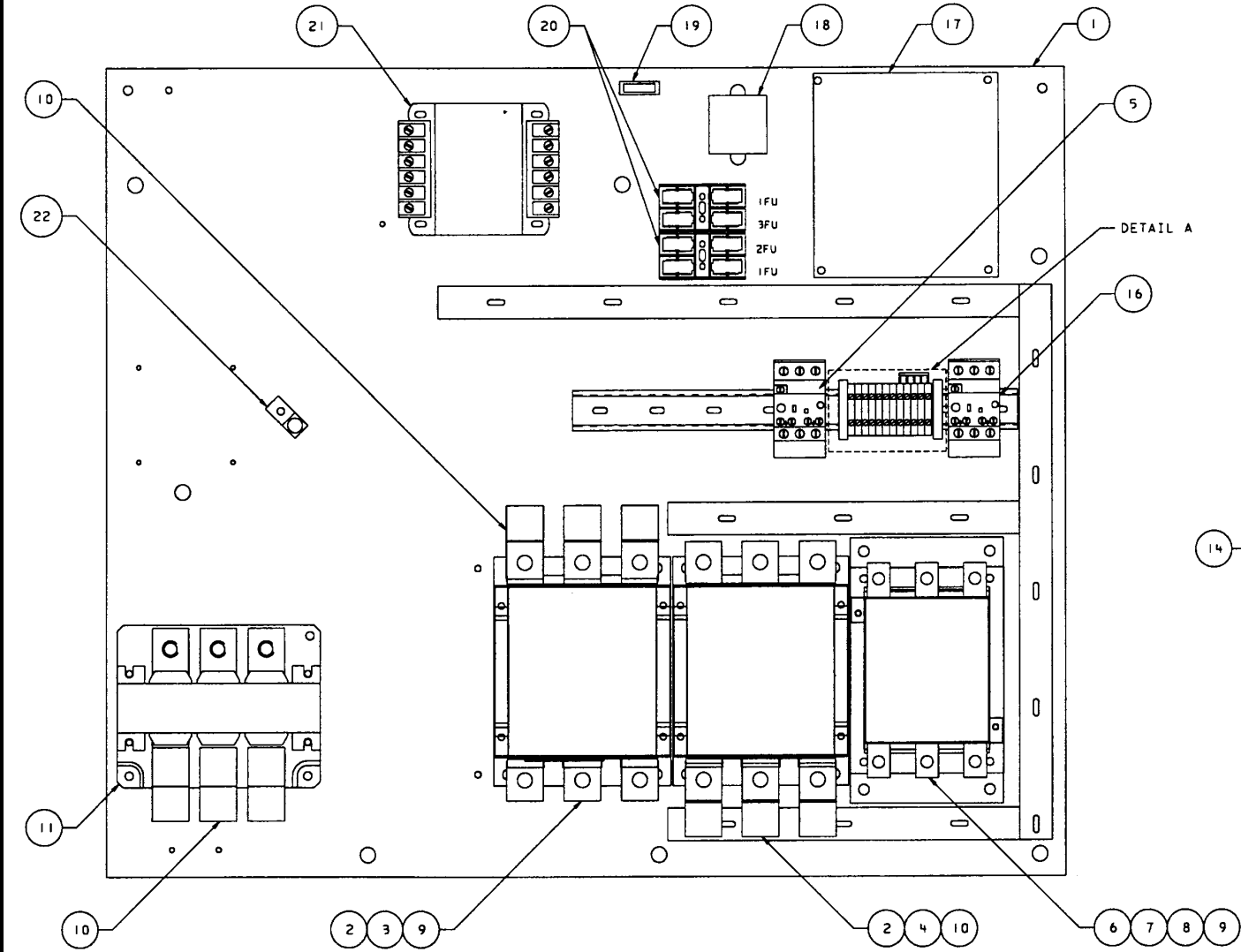
39910252
REV 02



STARTER (STAR DELTA) B180 - B110

REF. NO.	PART NUMBER	QTY.	DESCRIPTION
1	54367628	1	BACK PANEL
2	39251046	2	CONTACTOR, 180 AMP
2A	39251368	2	COIL, ASSEMBLY
2B	39251400	2	KIT, CONTACT
3	39251160	1	CONTACTOR, AUXILIARY (N.O.)
4	39251152	1	CONTACTOR, AUXILIARY (N.O.)
5	39251103	1	RELAY, OVERLOAD
6	39251194	1	INTERLOCK, MECHANICAL
7	39251038	1	CONTACTOR, 110 AMP
7A	39251350	1	COIL, CONTACTOR
7B	39251392	1	KIT, CONTACT
8	39251178	1	CONTACTOR, AUXILIARY (N.O., N.C.)
9	39203443	2	ARC SUPPRESSOR
10	39251442	2	TERMINAL LUG KIT
11	39164520	1	MOTOR TIE OFF BLOCK
12	39252903	12	BLOCK, TERMINAL
13	39252929	1	END SECTION
14	39252937	2	BLOCK, END STOP
15	39252945	1	JUMPER, 5-POLE
16	39251228	1	FAN MOTOR STARTER, 1.7 - 2.5A
16A	39251285	1	CONTACTOR, AUXILIARY (N.O.)
	39251244	1	FAN MOTOR STARTER, 4.1 - 6.3A
16A	39251285	1	CONTACTOR, AUXILIARY (N.O.)
	39251251	1	FAN MOTOR STARTER, 6.4 - 10A
16A	39251285	1	CONTACTOR, AUXILIARY (N.O.)
	39251269	1	FAN MOTOR STARTER, 10.1 - 16A
16A	39251285	1	CONTACTOR, AUXILIARY (N.O.)
	39251277	1	FAN MOTOR STARTER, 16.1 - 20A
16A	39251285	1	CONTACTOR, AUXILIARY (N.O.)
17	39874425	1	ASSEMBLY, POWER SUPPLY
17A	39173810	4	STANDOFF
18	39201918	1	FILTER, RFI
19	39196225	1	LIGHT, POWER ON
20	39480504	2	FUSE HOLDER, 2 POLE
20A	39178736	2	FUSE, 600V, 3.5A (1FU)
20B	39118484	1	FUSE, 250V, 5A (2FU)
20C	39242458	1	FUSE, 600V, BBS-5A (3FU)
21	39318118	1	TRANSFORMER, 580VA, 50 HZ, 380, 415, 550V
	39475983	1	TRANSFORMER, 580VA, 60HZ, 200, 230, 460, 575V
	39485800	1	TRANSFORMER, 580VA, 380V-60HZ, 220V-50HZ
22	39190939	1	LUG, GROUND
22A	39141809	1	BOLT, GROUND LUG
22B	39128541	1	NUT, GROUND LUG
22A	39141809	1	BOLT, GROUND LUG
22B	39128541	1	NUT, GROUND LUG

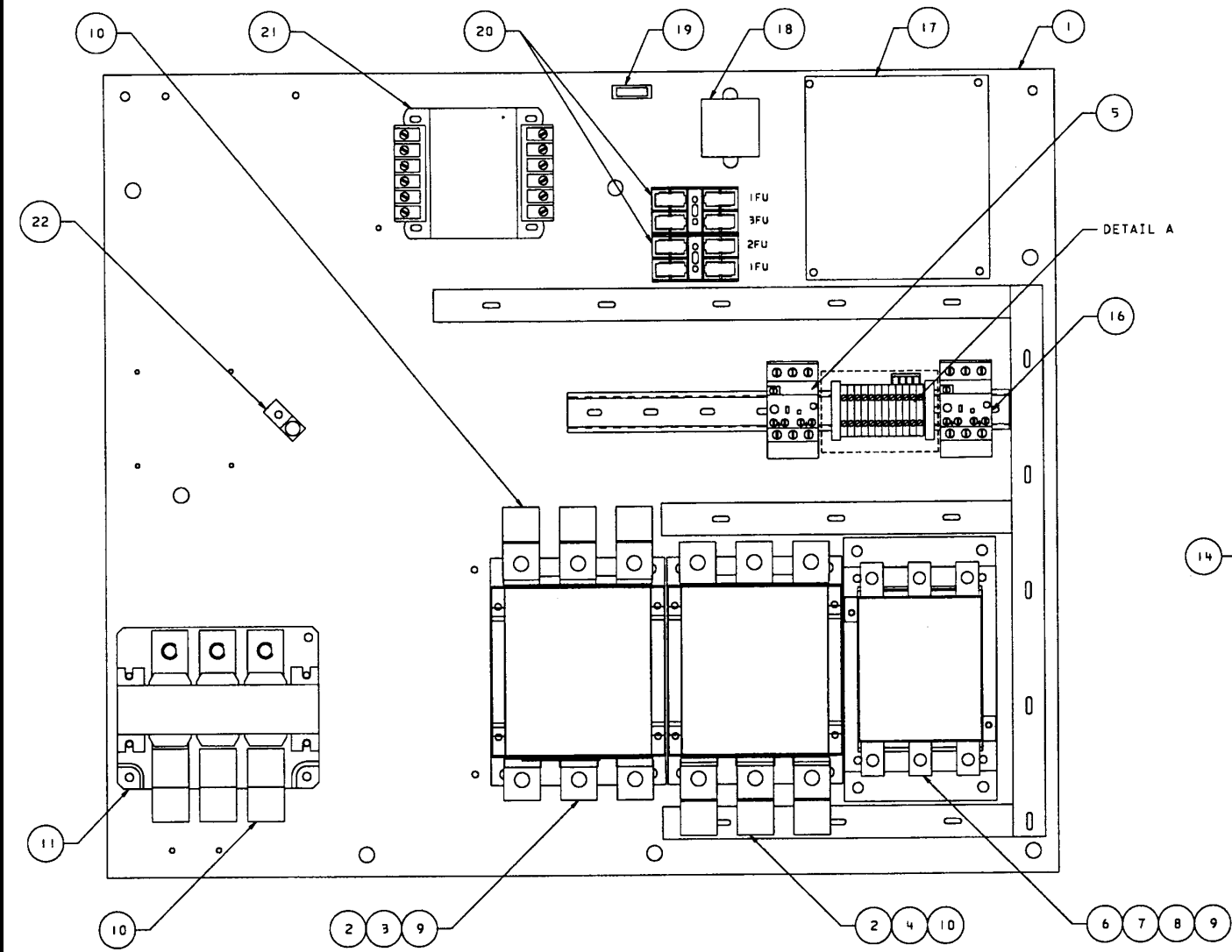
39910260
REV 03



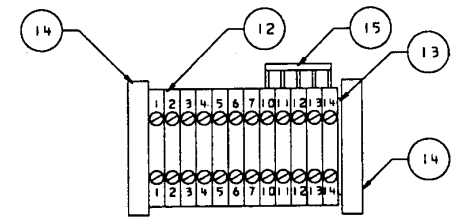
STARTER (STAR DELTA) B250-B180

REF. NO.	PART NUMBER	QTY.	DESCRIPTION
1	54367628	1	BACK PANEL
2	39251053	2	CONTACTOR, 250 AMP
2A	39251376	2	COIL, ASSEMBLY
2B	39251418	2	KIT, CONTACT
3	39251160	1	CONTACTOR, AUXILIARY (N.O.)
4	39251152	1	CONTACTOR, AUXILIARY (N.O.)
5	39253158	1	RELAY, OVERLOAD
6	39251194	1	INTERLOCK, MECHANICAL
7	39251046	1	CONTACTOR, 180 AMP
7A	39251368	1	COIL, CONTACTOR
7B	39251400	1	KIT, CONTACT
8	39251178	1	CONTACTOR, AUXILIARY (N.O., N.C.)
9	39203443	2	ARC SUPPRESSOR
10	39251459	3	TERMINAL LUG KIT
11	39253174	1	CURRENT TRANSFORMER
12	39252903	12	BLOCK, TERMINAL
13	39252929	1	END SECTION
14	39252937	2	BLOCK, END STOP
15	39252945	1	JUMPER, 5-POLE
16	39251244	1	FAN MOTOR STARTER, 4.1 - 6.3A
	39252887	1	FAN MOTOR STARTER, 19.1 - 32A
16A	39251285	1	CONTACTOR, AUXILIARY (N.O.)
			USE WITH STARTER PART #39251244
	39924758	1	CONTACTOR, AUXILIARY (N.O., N.C.)
			USE WITH STARTER PART #39252887
16B	39924741	1	SWITCH, TRIP - USE WITH STARTER PART #39252887
17	39874425	1	ASSEMBLY, POWER SUPPLY
17A	39173810	4	STANDOFF
18	39201918	1	FILTER, RFI
19	39196225	1	LIGHT, POWER ON
20	39480504	2	FUSE HOLDER, 2 POLE
20A	39178736	2	FUSE, 600V, 3.5A (1FU)
20B	39118484	1	FUSE, 250V, 5A (2FU)
20C	39242458	1	FUSE, 600V, BBS-5A (3FU)
21	39318118	1	TRANSFORMER, 580VA, 50 HZ, 380, 415, 550V
	39475983	1	TRANSFORMER, 580VA, 60HZ, 200, 230, 460, 575V
	39485800	1	TRANSFORMER, 580VA, 380V-60HZ, 220V-50HZ
22	39190939	1	LUG, GROUND
22A	39141809	1	BOLT, GROUND LUG
22B	39128541	1	NUT, GROUND LUG

39910278
REV 03



DETAIL A



12X STD

DETAIL A

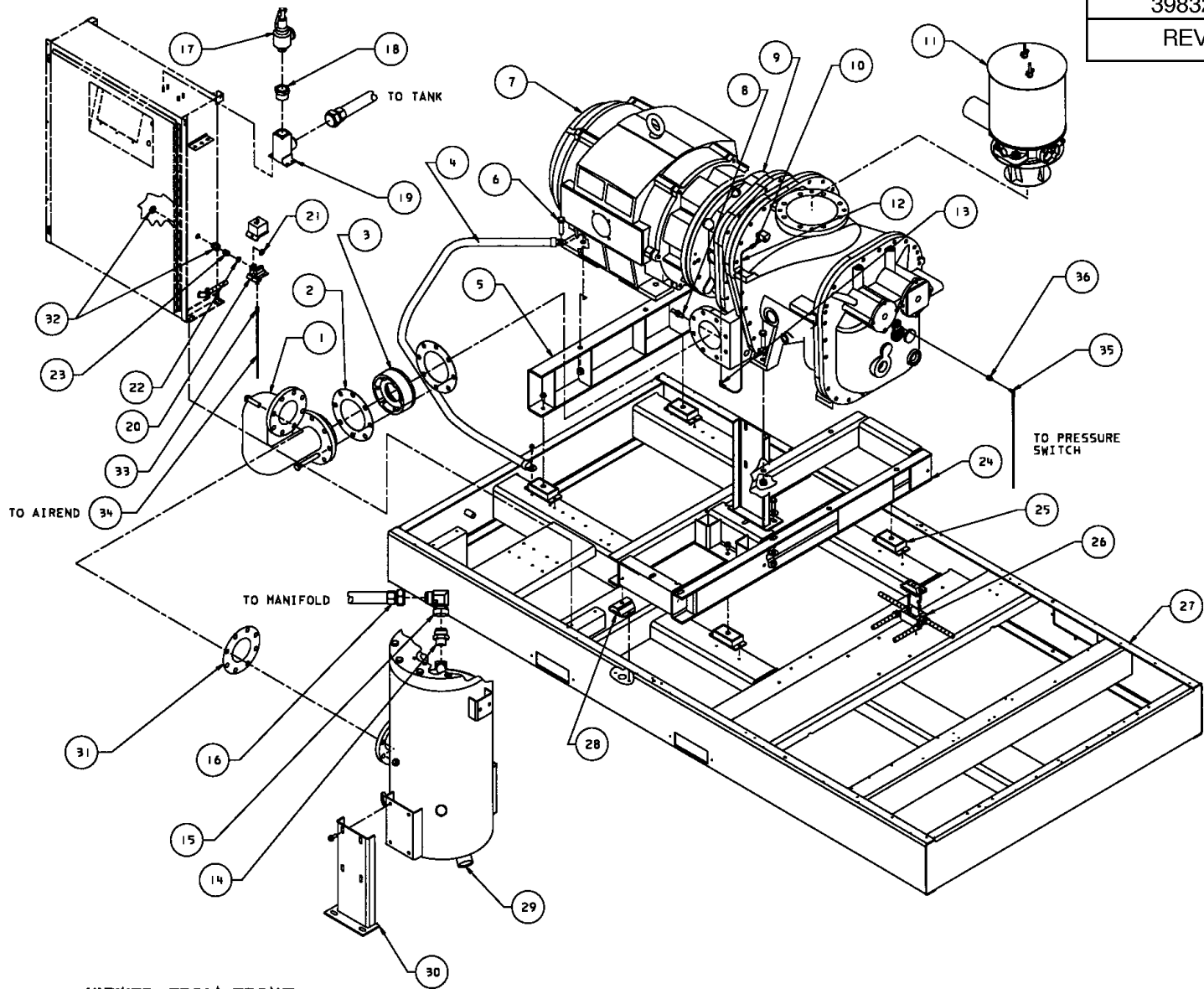
STARTER (STAR DELTA) B300-B180

REF. NO.	PART NUMBER	QTY.	DESCRIPTION
1	54367628	1	BACK PANEL
2	39252879	2	CONTACTOR, 300 AMP
2A	39251376	2	COIL, ASSEMBLY
2B	39251384	2	KIT, CONTACT
3	39251160	1	CONTACTOR, AUXILIARY (N.O.)
4	39251152	1	CONTACTOR, AUXILIARY (N.O.)
5	39253158	1	RELAY, OVERLOAD
6	39251194	1	INTERLOCK, MECHANICAL
7	39251046	1	CONTACTOR, 180 AMP
7A	39251368	1	COIL, CONTACTOR
7B	39251400	1	KIT, CONTACT
8	39251178	1	CONTACTOR, AUXILIARY (N.O., N.C.)
9	39203443	2	ARC SUPPRESSOR
10	39251459	3	TERMINAL LUG KIT
11	39253174	1	CURRENT TRANSFORMER
12	39252903	12	BLOCK, TERMINAL
13	39252929	1	END SECTION
14	39252937	2	BLOCK, END STOP
15	39252945	1	JUMPER, 5-POLE
16	39251244	1	FAN MOTOR STARTER, 4.1 - 6.3A
	39252887	1	FAN MOTOR STARTER, 19.1 - 32A
16A	39251285	1	CONTACTOR, AUXILIARY (N.O.) USE WITH STARTER PART #39251244
	39924758	1	CONTACTOR, AUXILIARY (N.O., N.C.) USE WITH STARTER PART #39252887
16B	39924741	1	SWITCH, TRIP - USE WITH STARTER PART #39252887
17	39874425	1	ASSEMBLY, POWER SUPPLY
17A	39173810	4	STANDOFF
18	39201918	1	FILTER, RFI
19	39196225	1	LIGHT, POWER ON
20	39480504	2	FUSE HOLDER, 2 POLE
20A	39178736	2	FUSE, 600V, 3.5A (1FU)
20B	39118484	1	FUSE, 250V, 5A (2FU)
20C	39242458	1	FUSE, 600V, BBS-5A (3FU)
21	39318118	1	TRANSFORMER, 580VA, 50 HZ, 380, 415, 550V
	39475983	1	TRANSFORMER, 580VA, 60HZ, 200, 230, 460, 575V
	39485800	1	TRANSFORMER, 580VA, 380V-60HZ, 220V-50HZ
22	39190939	1	LUG, GROUND
22A	39141809	1	BOLT, GROUND LUG
22B	39128541	1	NUT, GROUND LUG

STARTER (STAR DELTA) B300-B250

REF. NO.	PART NUMBER	QTY.	DESCRIPTION
1	54367628	1	BACK PANEL
2	39252879	2	CONTACTOR, 300 AMP
2A	39251376	2	COIL, ASSEMBLY
2B	39251384	2	KIT, CONTACT
3	39251160	1	CONTACTOR, AUXILIARY (N.O.)
4	39251152	1	CONTACTOR, AUXILIARY (N.O.)
5	39253158	1	RELAY, OVERLOAD
6	39251194	1	INTERLOCK, MECHANICAL
7	39251053	1	CONTACTOR, 250 AMP
7A	39251376	1	COIL, CONTACTOR
7B	39251418	1	KIT, CONTACT
8	39251178	1	CONTACTOR, AUXILIARY (N.O., N.C.)
9	39203443	2	ARC SUPPRESSOR
10	39251459	3	TERMINAL LUG KIT
11	39253174	1	CURRENT TRANSFORMER
12	39252903	12	BLOCK, TERMINAL
13	39252929	1	END SECTION
14	39252937	2	BLOCK, END STOP
15	39252945	1	JUMPER, 5-POLE
16	39251244	1	FAN MOTOR STARTER, 4.1 - 6.3A
	39252887	1	FAN MOTOR STARTER, 19.1 - 32A
16A	39251285	1	CONTACTOR, AUXILIARY (N.O.) USE WITH STARTER PART #39251244
	39924758	1	CONTACTOR, AUXILIARY (N.O., N.C.) USE WITH STARTER PART #39252887
16B	39924741	1	SWITCH, TRIP - USE WITH STARTER PART #39252887
17	39874425	1	ASSEMBLY, POWER SUPPLY
17A	39173810	4	STANDOFF
18	39201918	1	FILTER, RFI
19	39196225	1	LIGHT, POWER ON
20	39480504	2	FUSE HOLDER, 2 POLE
20A	39178736	2	FUSE, 600V, 3.5A (1FU)
20B	39118484	1	FUSE, 250V, 5A (2FU)
20C	39242458	1	FUSE, 600V, BBS-5A (3FU)
21	39318118	1	TRANSFORMER, 580VA, 50 HZ, 380, 415, 550V
	39475983	1	TRANSFORMER, 580VA, 60HZ, 200, 230, 460, 575V
	39485800	1	TRANSFORMER, 580VA, 380V-60HZ, 220V-50HZ
22	39190939	1	LUG, GROUND
22A	39141809	1	BOLT, GROUND LUG
22B	39128541	1	NUT, GROUND LUG

39832506
REV 04



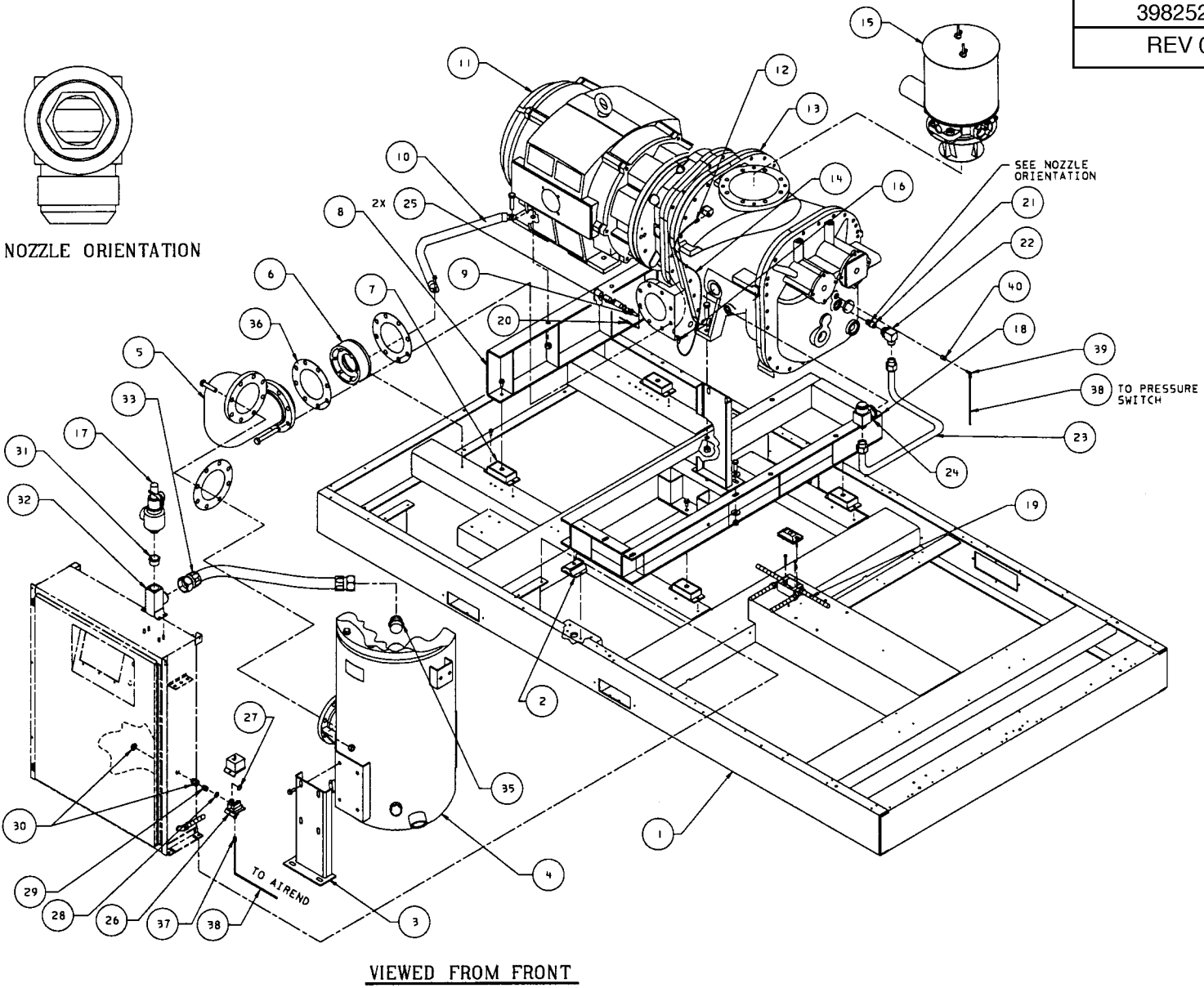
VIEWED FROM FRONT

250-300 HP MAJOR COMPONENTS ASSEMBLY

REF. NO.	PART NUMBER	QTY.	DESCRIPTION	REF. NO.	PART NUMBER	QTY.	DESCRIPTION
1	39817804	1	TUBE, DISCHARGE (AIREND TO TANK) (EPE, HPE, HXPE 250 & HXPE 300)	17	39225511	2	VALVE, PRESSURE RELIEF 200 PSI
	39844725	1	TUBE, DISCHARGE (AIREND TO TANK) (XFE, EPE, HPE 300 & XFE 250)		39232145	2	VALVE, PRESSURE RELIEF 245 PSI (200 PSIG UNITS ONLY)
1A	95936233	8	BOLT, DISCHARGE VALVE TO AIREND	18	95950341	1	BUSHING
1B	95935201	8	BOLT, DISCHARGE TO TANK	19	39879044	1	MANIFOLD
1C	95923363	8	NUT	19A	39128566	4	NUT
2	39452354	2	GASKET	20	39880745	1	SWITCH, PRESSURE NEMA 1
3	39481361	1	VALVE, DISCHARGE CHECK		39880984	1	SWITCH, PRESSURE NEMA 4
4	39479860	1	GROUND STRAP	21	39108949	1	NUT, LOCK SEALING NEMA 1 ONLY
4A	39178678	1	BOLT, GROUND STRAP	22	39108949	1	NUT, LOCK SEALING
5	39824586	1	SUPPORT, MOTOR	23	95785192	1	NIPPLE
			(440 FRAME SERIES MOTOR)	24	39817788	1	SUPPORT, AIREND
	39824594	1	SUPPORT, MOTOR	25	39481452	4	MOUNT, ISOLATION AIREND
			(5000 FRAME SERIES MOTOR)	25A	39178678	8	SCREW, MOUNT TO BASE
5A	39116330	4	SCREW, SUPPORT TO MOUNT	26	-----	1	JUNCTION BOX, CONDUIT ASSEMBLY
6	95935201	2	BOLT, MOTOR TO SUPPORT	26A	35252279	2	SCREW, JUNCTION BOX
6A	95923363	2	NUT	27	39823802	1	BASE, STANDARD
	-----	1	DRIVE ASSEMBLY		39825906	1	BASE, EXTENDED UNIT
8	39419668	1	SWITCH, HIGH TEMPERATURE	28	39302336	1	MOUNT, VIBRATION
9	-----	1	AIREND ASSEMBLY	28A	39178678	2	BOLT, MOUNT TO BASE
9A	95935201	4	BOLT, AIREND TO SUPPORT	28B	39116330	1	SCREW
9B	95923363	4	NUT	29	-----	1	TANK ASSEMBLY
10	39156435	1	CONNECTOR	29A	39128509	8	SCREW, LEG TO TANK
11	-----	1	INLET ASSEMBLY	30	39817739	2	LEG, TANK
12	39124813	40	TUBE, NYLON	30A	95694287	4	BOLT, LEG TO AIREND SUPPORT
13	39155478	1	ELBOW, NYLON TUBING	30B	95947651	8	WASHER
14	95956249	1	CONNECTOR	30C	95923355	4	NUT
16	39572334	1	HOSE	31	39487426	1	GASKET
	39572466	1	HOSE (EXTENDED UNIT ONLY)	32	35275494	1	HUB
				33	39156435	1	CONNECTOR
				34	39124813	132"	TUBE, NYLON
				35	39194055	1	ELBOW
				36	39111711	1	ADAPTER

NOTE: STANDARD FASTENERS SUCH AS NUTS, BOLTS, AND SCREWS ARE LISTED AS SUB-ITEMS (EXAMPLE: 25A).

39825237
REV 07



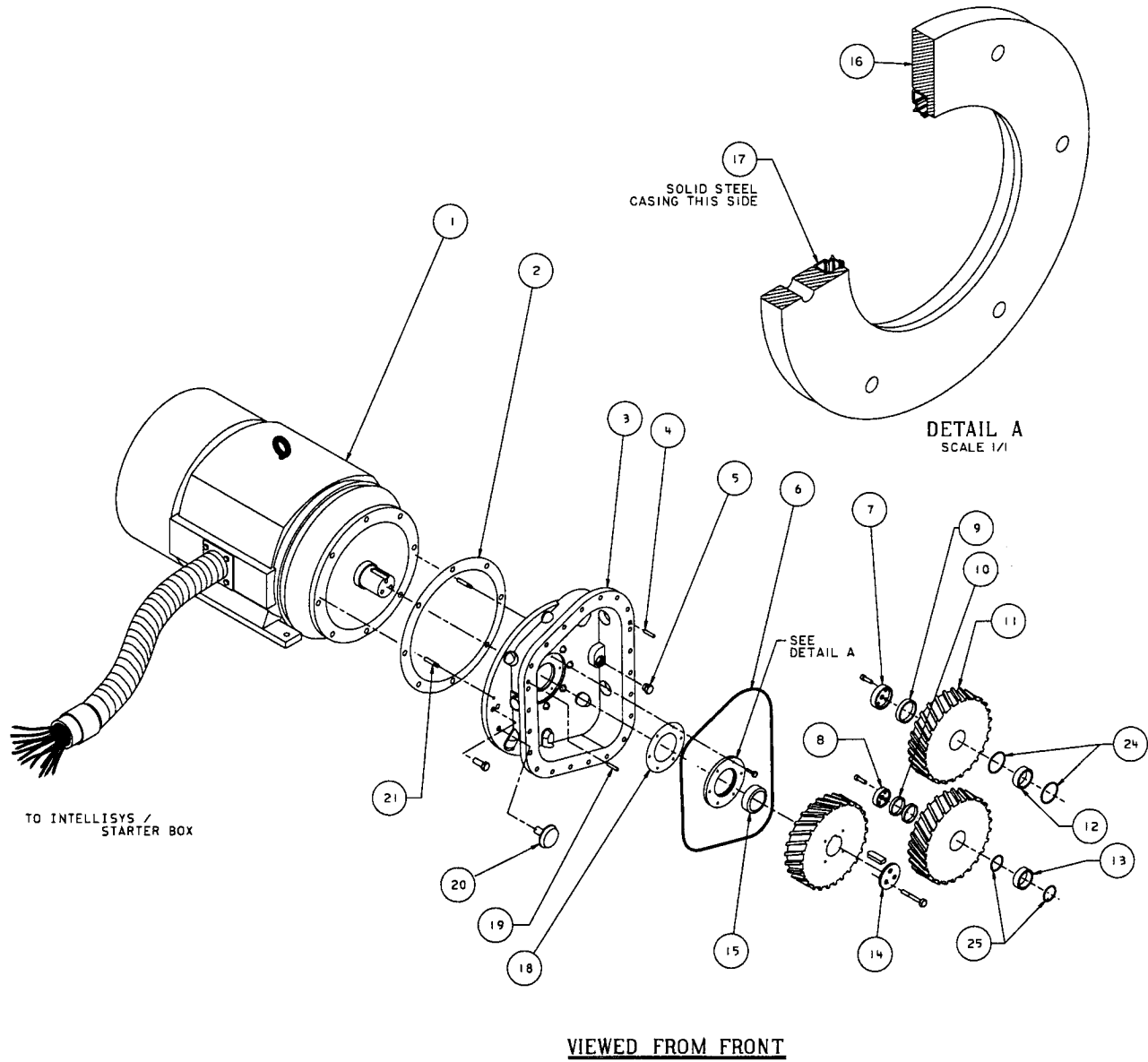
VIEWED FROM FRONT

350-500 HP MAJOR COMPONENTS ASSEMBLY

REF. NO.	PART NUMBER	QTY.	DESCRIPTION	REF. NO.	PART NUMBER	QTY.	DESCRIPTION
1	39816715	1	BASE, STANDARD	14	39124813	40"	TUBE, NYLON
2	39302336	1	MOUNT, VIBRATION	15	-----	1	INLET ASSEMBLY
2A	39178678	2	BOLT, MOUNT TO BASE	16	39155478	1	ELBOW, NYLON TUBING
2B	39116330	1	SCREW	17	39225263	2	VALVE, PRESSURE RELIEF 165 PSI
3	39817739	2	LEG, TANK		39232145	2	VALVE, PRESSURE RELIEF 245 PSI (200 PSI UNIT ONLY)
3A	95694287	4	BOLT, LEG TO AIREND SUPPORT	18	39816731	1	SUPPORT, AIREND
3B	95947651	8	WASHER	19	-----	1	CONDUIT ASSEMBLY (NEMA 1)
3C	95923355	4	NUT	19A	39177357	2	SCREW, JUNCTION BOX
4	-----	1	TANK ASSEMBLY	20	39585146	1	THERMISTOR
4A	39128509	8	SCREW, LEG TO TANK	21	39207113	1	NOZZLE, OIL INJECTION (400-450HP)
5	39816749	1	PIPE, DISCHARGE (VALVE TO TANK)	22	39303417	1	ELBOW, OIL INJECTION (400-450HP)
5A	95947644	8	BOLT, DISCHARGE VALVE TO AIREND	23	39854278	1	TUBE, OIL INJECTION (400-450HP)
5B	95934790	8	BOLT, DISCHARGE TO TANK	24	39303409	1	MANIFOLD, OIL INJECTION (400-450HP)
5C	95923363	8	NUT	25	39114079	2	NUT
6	39481361	1	VALVE, DISCHARGE CHECK	26	39880745	1	SWITCH, PRESSURE NEMA 1
7	39481452	4	MOUNT, ISOLATION AIREND		39880984	1	SWITCH, PRESSURE NEMA 4
7A	39178678	8	SCREW, MOUNT TO BASE	27	39108949	1	NUT, LOCK SEALING NEMA 1
8	39816780	1	SUPPORT, MOTOR (440 FRAME SERIES MOTOR)	28	39108949	1	NUT, LOCK SEALING
	39817077	1	SUPPORT, MOTOR (5000 FRAME SERIES MOTOR)	29	95785192	1	NIPPLE
8A	39116330	4	SCREW, SUPPORT TO MOUNT	30	35275494	1	HUB
8B	95935201	6	BOLT, MOTOR AND AIREND TO SUPPORT	31	95950341	1	BUSHING (200 PSI UNITS ONLY)
8C	95923363	6	NUT	32	39879044	1	MANIFOLD
9	39419668	1	SWITCH, HIGH TEMPERATURE	32A	39128566	4	NUT
9A	39153382	1	COUPLING	33	39572367	1	HOSE
9B	39104054	1	NIPPLE		39572466	1	HOSE
9C	39131974	1	COUPLING	35	95937561	1	CONNECTOR
10	39479860	1	GROUND STRAP	36	39452354	3	GASKET
10A	39178678	1	BOLT, GROUND STRAP	37	39156435	1	CONNECTOR
11	-----	1	DRIVE ASSEMBLY	38	39124813	132"	TUBE, NYLON
12	39156435	1	CONNECTOR	39	39194055	1	ELBOW
13	-----	1	AIREND ASSEMBLY	40	39111711	1	ADAPTER

NOTE: STANDARD FASTENERS SUCH AS NUTS, BOLTS, AND SCREWS ARE LISTED AS SUB-ITEMS (EXAMPLE: 2A).

39825294
REV 05



250-500 HP DRIVE TRAIN ASSEMBLY

REF. NO.	PART NUMBER	QTY.	DESCRIPTION
1	X	1	MOTOR
1A	95934378	8	BOLT, GEARCASE TO MOTOR (440 FRAME SERIES MOTOR)
	95934386	8	BOLT, GEARCASE TO MOTOR (5000 FRAME SERIES MOTOR)
1B	95923363	8	NUT
2	39454558	1	GASKET, MOTOR TO GEARCASE (440 FRAME SERIES MOTOR)
	35782531	1	GASKET, MOTOR TO GEARCASE (5000 FRAME SERIES MOTOR)
3	39812615	1	GEARCASE
3A	39179072	22	BOLT, GEARCASE TO ROTOR HOUSING
4	35332915	1	PIN, LOCATING DOWEL
5	39498522	1	PLUG
6	39186002	1	O-RING, FRONT HOUSING
7	39489836	1	RETAINER, GEAR FIRST STAGE
7A	96700638	4	SCREW, ROTOR
8	39489844	1	RETAINER, GEAR SECOND STAGE
8A	96700638	4	SCREW, ROTOR
9	39497862	1	RING, LOCK FIRST STAGE
10	39497870	1	RING, LOCK SECOND STAGE
11	XX	1	GEAR SET
12	39489968	1	SPACER, GEAR FIRST STAGE
13	39489976	1	SPACER, GEAR SECOND STAGE
14	39101597	1	RETAINER PLATE, MOTOR
14A	95929162	3	SCREW, MOTOR SHAFT
15	39405287	1	SPACER, MOTOR GEAR
16	39405261	1	HOUSING, SEAL
16A	95929154	6	SCREW
17	39311519	1	SEAL, LIP
18	39405279	1	GASKET, SEAL HOUSING
19	35295336	1	PIN, DOWEL
20	39112362	1	BREATHER, SEAL SCAVENGE
21	39194915	2	PIN, DOWEL MOTOR
22	39136304	-	RETAINING COMPOUND (SEE NOTE 2)
23	39117734	-	SEALING COMPOUND (SEE NOTE 3)
24	95988002	2	O-RING, GEAR SPACER - 1ST STAGE
25	95987996	2	O-RING, GEAR SPACER - 2ND STAGE

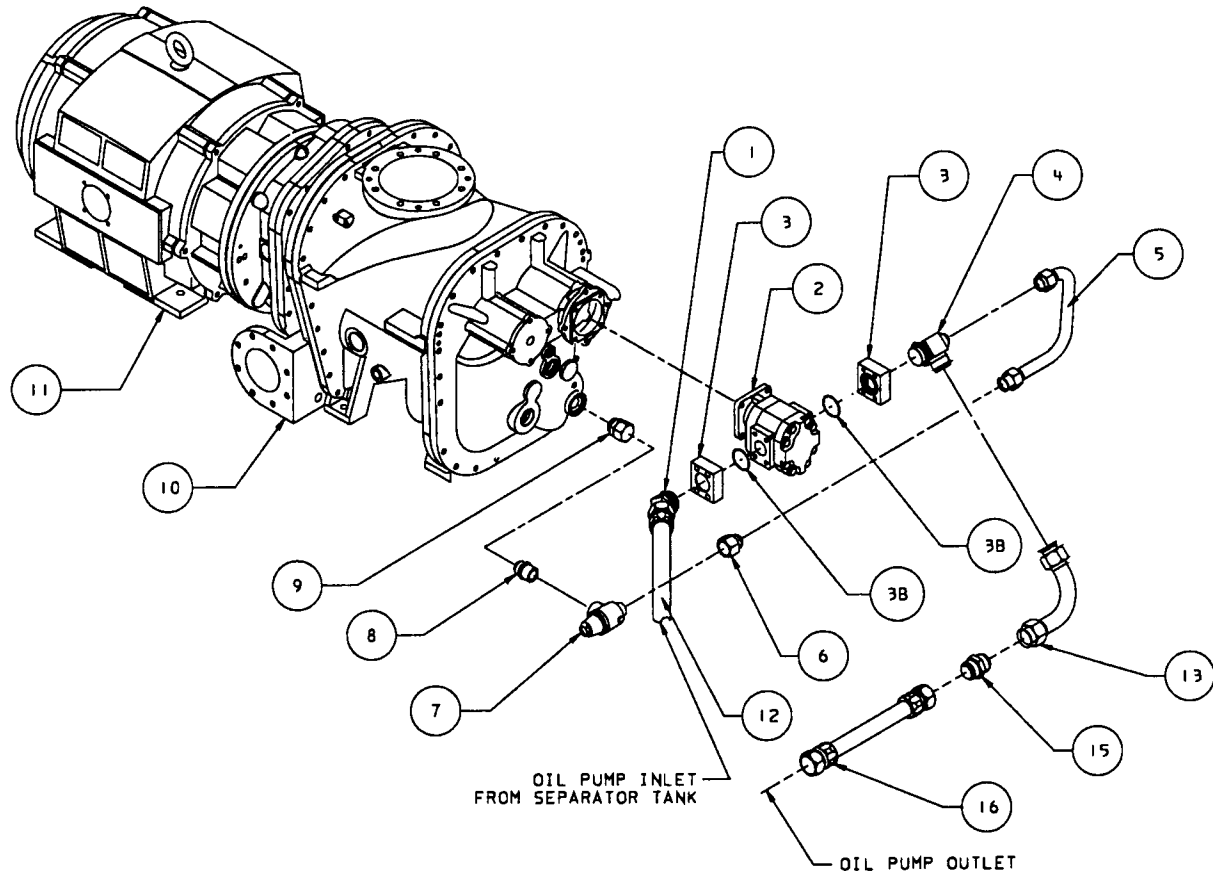
X - FURNISH MOTOR PART NO. (STAMPED ON MOTOR NAMEPLATE) WHEN ORDERING REPLACEMENT.

XX - GEAR SET PART NO. LOCATED ON GEARCASE (ITEM 3)

NOTE:

1. STANDARD FASTENERS SUCH AS NUTS, BOLTS, AND SCREWS ARE LISTED AS SUB-ITEMS (EXAMPLE: 1A).
2. TO BE APPLIED TO I.D. OF SHAFT SLEEVE.
3. TO BE APPLIED O.D. OF LIP SEAL.

39841879
REV 02



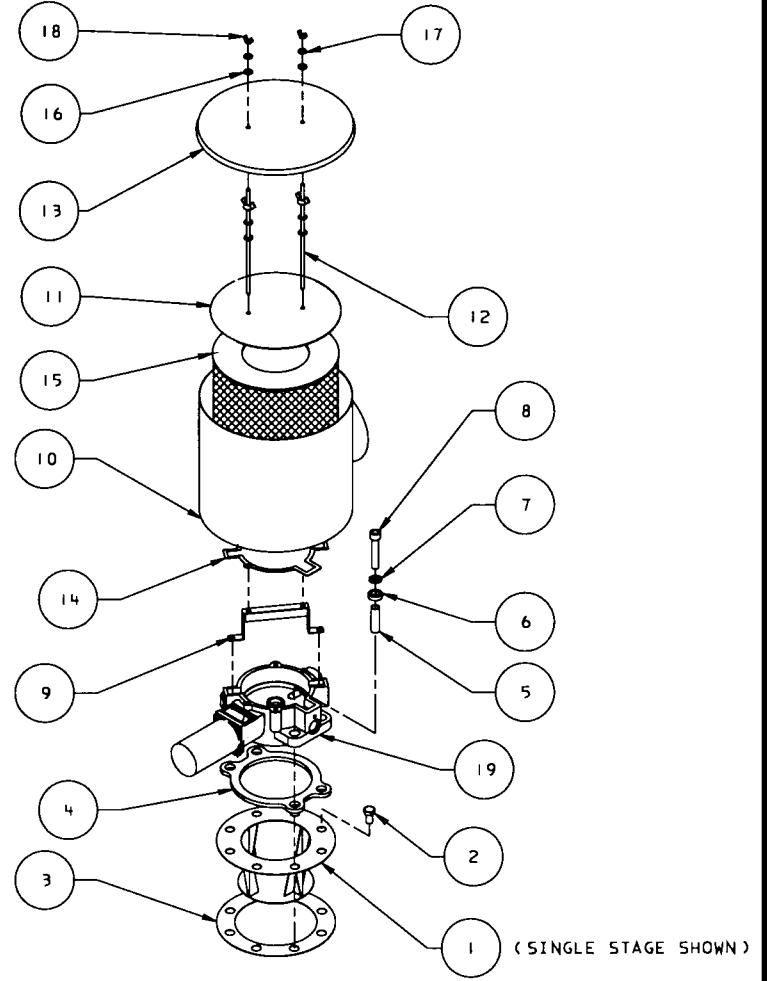
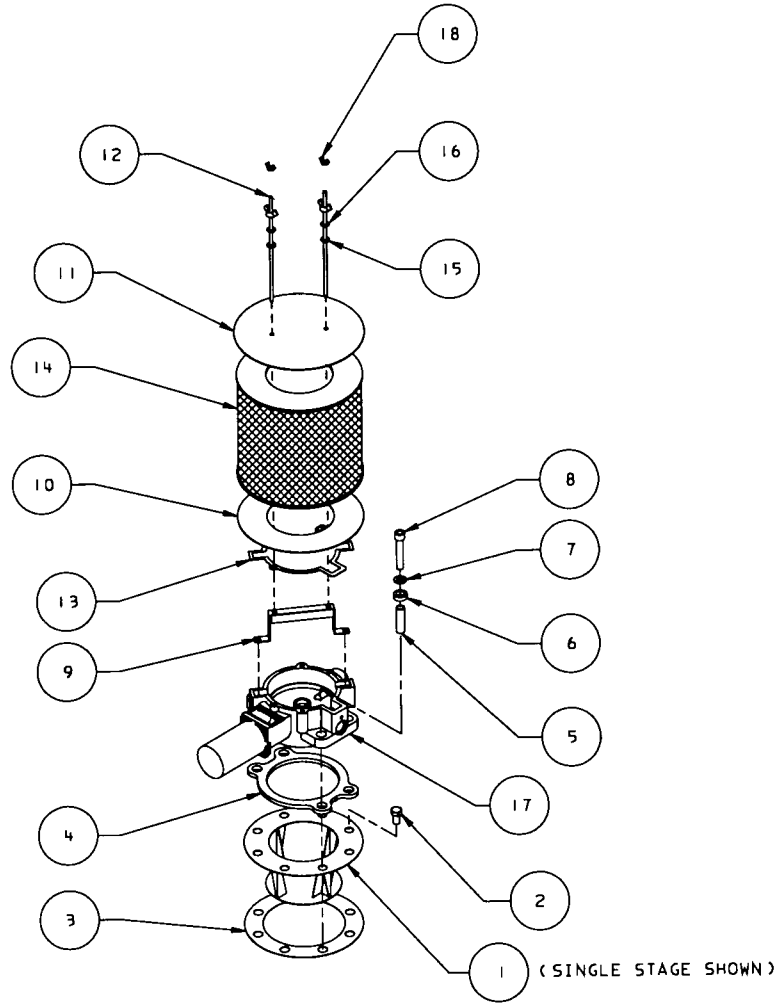
250-500 HP AIREND WITH OIL PUMP

REF. NO.	PART NUMBER	QTY.	DESCRIPTION
1	39176128	1	ELBOW, 45°
2	39199088	1	PUMP
2A	35272533	4	BOLT, COVER
2B	35516947	1	GASKET, PUMP
3	39499801	2	FLANGE, PUMP
3A	95939930	8	BOLT, PUMP FLANGE
3B	95028502	2	O-RING, PUMP FLANGE
4	39499645	1	MANIFOLD, PUMP
5	39822028	1	TUBE, PUMP BYPASS
6	95944435	1	CONNECTOR
7	39116512	1	VALVE, PUMP RELIEF
8	95937553	1	CONNECTOR
9	39481577	1	CONNECTOR
10	XXXXXXXX	1	AIREND ASSEMBLY
11	XXXXXXXX	1	DRIVE ASSEMBLY
12	39572334	1	HOSE
13	39836515	1	HOSE
X	39182696	1	VALVE, CHECK
15	95494019	1	CONNECTOR
16	39572334	1	HOSE

NOTE: 1. STANDARD FASTENERS SUCH AS NUTS, BOLTS, AND SCREWS ARE LISTED AS SUB-ITEMS (EXAMPLE: 2A).

X - ITEM NOT ILLUSTRATED

39863469
REV 04



250-500 HP 8 INCH INLET VALVE WITH AIR FILTER ASSEMBLY

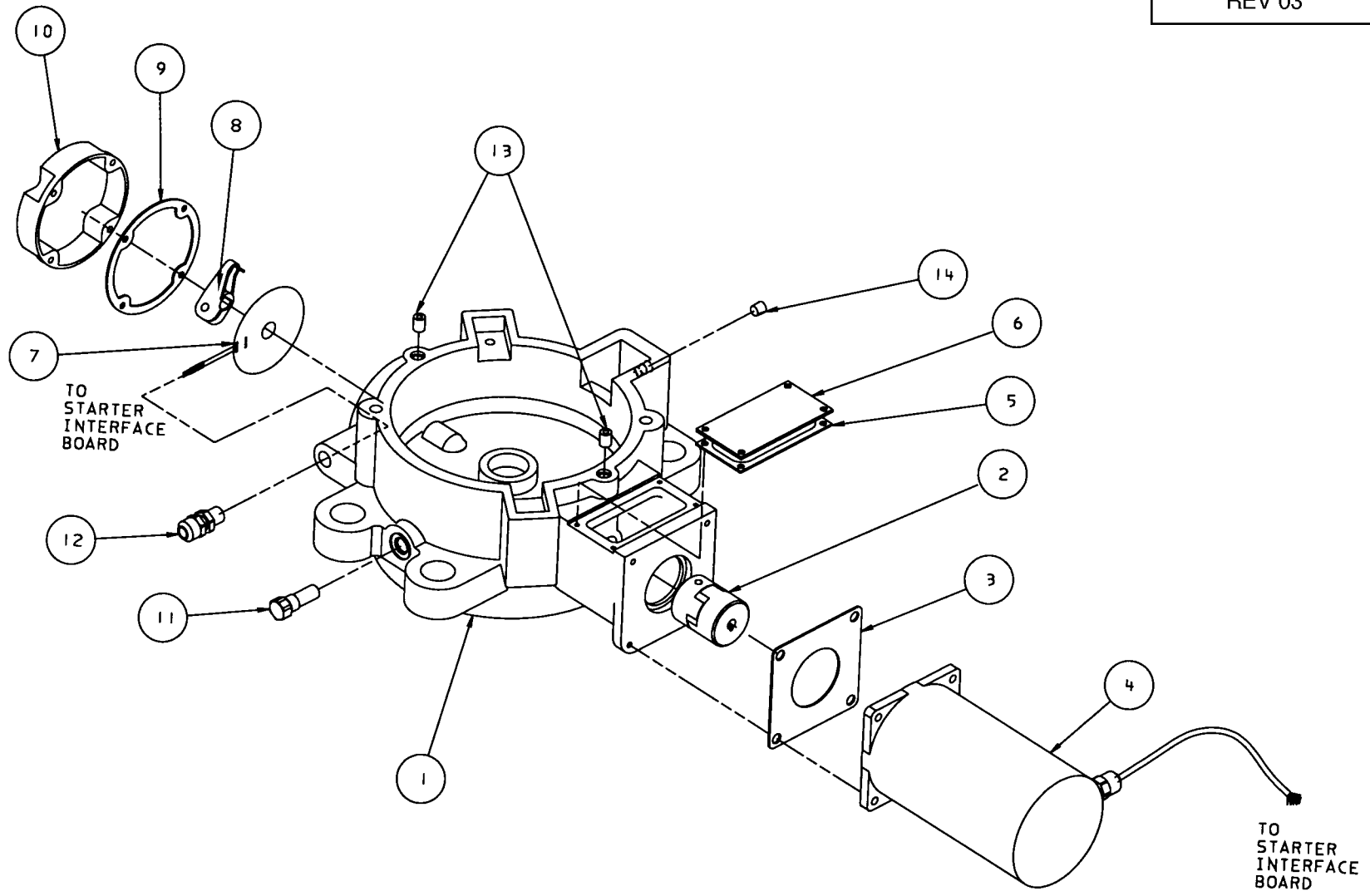
STANDARD INLET

HOODED REMOTE INLET (OPTIONAL)

REF. NO.	PART NUMBER	QTY.	DESCRIPTION
1	39320783	1	PLATE, INLET
2	96726880	4	BOLT
3	39320791	1	GASKET, INLET VALVE
4	39486956	1	GASKET, 8.00 INLET VALVE
5	39495965	4	SPACER, ISOLATION
6	39483169	4	GASKET, ISOLATION
7	95081618	4	WASHER
8	96715594	4	BOLT
9	39854153	1	BRACKET, AIR FILTER
9A	39128467	2	SCREW
10	39854990	1	PLATE, BOTTOM AIR FILTER
11	39575345	1	PLATE, TOP AIR FILTER
12	39854237	2	SCREW, RETAINER
	39311295	2	SCREW, RETAINER (HEAVY DUTY OPTION)
13	39305891	1	GASKET, AIR FILTER
13A	39169594	1	SEALANT, GASKET ADHESIVE (APPLY TO INLET VALVE GASKET SURFACE)
14	39750732	1	ELEMENT, AIR FILTER
	39873120	1	ELEMENT, AIR FILTER (HEAVY DUTY OPTION)
15	39195151	2	SEALING WASHER, RUBBER
16	95933313	2	WASHER, STEEL
17	42412155	1	ASSEMBLY, INLET VALVE
18	95938775	2	NUT, WING (HEAVY DUTY OPTION)

REF. NO.	PART NUMBER	QTY.	DESCRIPTION
1	39320783	1	PLATE, INLET
2	96726880	4	BOLT
3	39320791	1	GASKET, INLET VALVE
4	39486956	1	GASKET, 8.00 INLET VALVE
5	39495965	4	SPACER, ISOLATION
6	39483169	4	GASKET, ISOLATION
7	95081618	4	WASHER
8	96715594	4	BOLT
9	39854153	1	BRACKET, AIR FILTER
9A	39128467	2	SCREW
10	39863451	1	HOOD, AIR FILTER
11	39575345	1	PLATE, TOP AIR FILTER
12	39854237	2	SCREW, RETAINER
13	39854310	1	PLATE, HOOD COVER
14	39305891	1	GASKET, AIR FILTER
14A	39169594	1	SEALANT, GASKET ADHESIVE (APPLY TO INLET VALVE GASKET SURFACE)
15	39750732	1	ELEMENT, AIR FILTER
16	39195151	4	SEALING WASHER, RUBBER
17	95933313	4	WASHER, STEEL
18	95938775	2	NUT, WING
19	42412155	1	ASSEMBLY, INLET VALVE

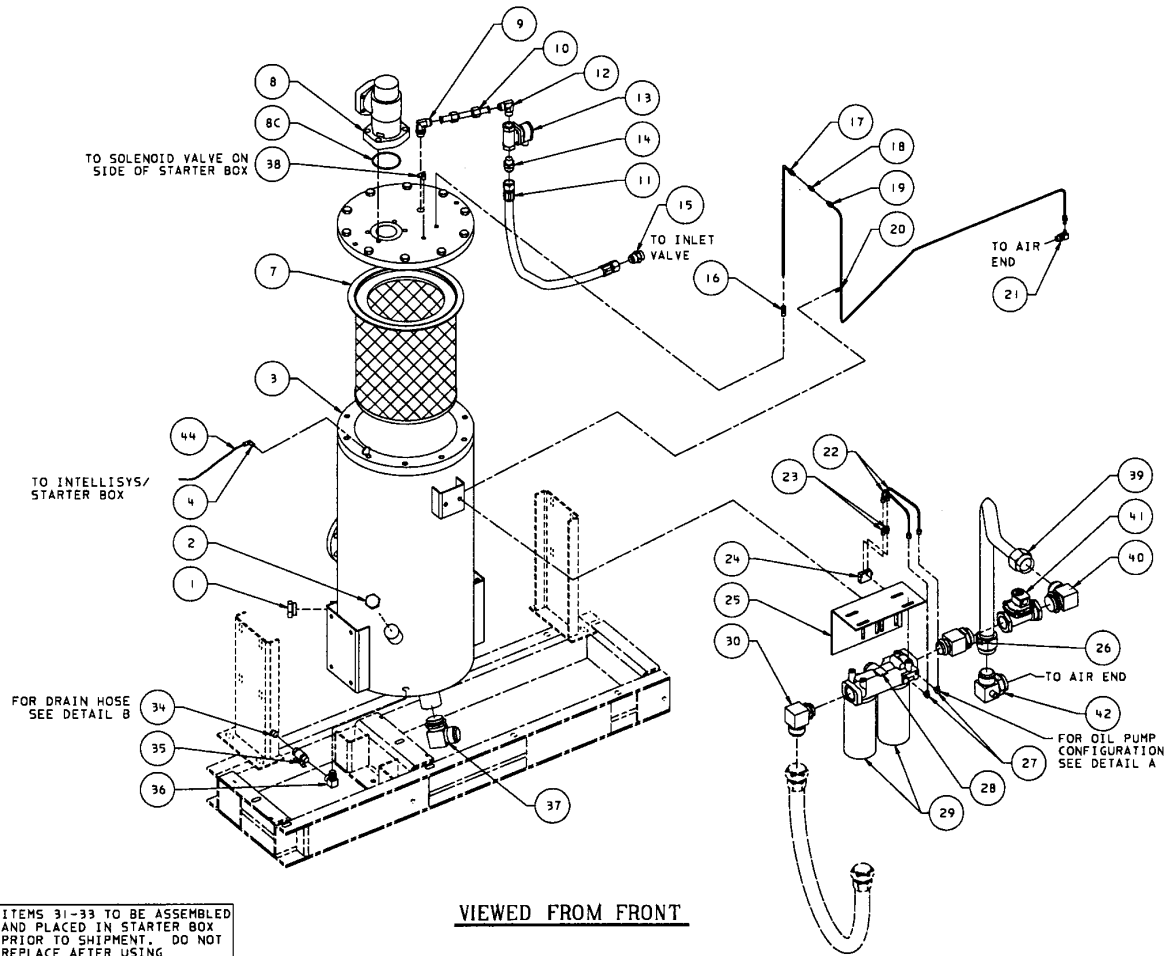
39863444
REV 03



250 - 500 HP INLET VALVE/STEPPER MOTOR ASSEMBLY

REF. NO.	PART NUMBER	QTY.	DESCRIPTION
1	42412148	1	VALVE, INLET 8.00
2	39495189	1	COUPLING, INLET VALVE
2A	95229555	2	KEY
3	39306006	1	GASKET, STEPPER MOTOR
4	39566013	1	MOTOR, STEPPER
4A	39128426	4	SCREW
5	39494869	1	GASKET, COUPLING COVER
6	39494877	1	COVER, COUPLING
6A	39198809	4	SCREW
7	39564364	1	BOARD, PRINTED CIRCUIT
7A	95073946	3	SCREW
8	39494851	1	ARM, INDICATOR
8A	39128434	1	SCREW
8B	39128541	1	NUT
9	39494836	1	GASKET, PRINTED CIRCUIT BOARD CAP
10	39823943	1	CAP, PRINTED CIRCUIT BOARD
10A	39198809	4	SCREW
11	39300777	1	STOP, INLET VALVE
11A	39404132	1	O-RING, VITON
12	39495395	1	GLAND, WIRE
13	95837233	2	FITTING, HYDRAULIC
14	95928214	1	PLUG, SOCKET

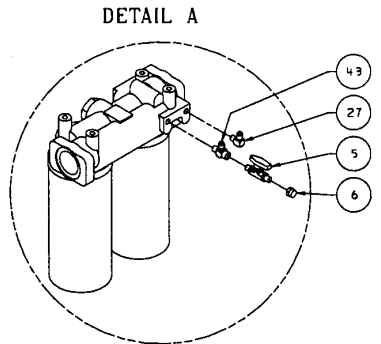
39833215
REV 12



VIEWED FROM FRONT

ITEMS 31-33 TO BE ASSEMBLED AND PLACED IN STARTER BOX PRIOR TO SHIPMENT. DO NOT REPLACE AFTER USING

DETAIL B
SCALE: 1/4



250-300 HP SEPARATOR TANK ASSEMBLY

REF. NO.	PART NUMBER	QTY.	DESCRIPTION	REF. NO.	PART NUMBER	QTY.	DESCRIPTION
1	39476916	1	SIGHT GLASS	21	39490230	1	ELBOW
1A	39406996	1	O-RING, SIGHT GLASS	22	39545942	2	TUBE, OIL DELTA P
2	39478953	1	PLUG, OIL FILL	23	95937579	2	ADAPTER
3	42406025	1	TANK, SEPARATOR (ASME/CANADIAN)	24	39246012	1	SWITCH, OIL DELTA P
	42406033	1	TANK, SEPARATOR (AUSTRALIAN)	24A	39178827	1	SCREW
	42406041	1	TANK, SEPARATOR 200PSI (ASME/CANADIAN)	25	39798004	1	SUPPORT, OIL FILTER
4	39155478	1	ELBOW	25A	39128509	2	SCREW
	95937694	1	ELBOW	26	SEE TABLE A	1	ORIFICE
5	39302039	1	VALVE, BALL	27	95937686	2	ELBOW
6	95947230	1	CAP	28	39259676	1	FILTER, OIL
7	39890660	1	ELEMENT, SEPARATOR	28A	39128467	4	SCREW
8	39477369	1	VALVE, MINIMUM PRESSURE CHECK (XFE, EPE AND HPE UNITS) - SEE NOTE 2	29	39911631	2	ELEMENT, OIL FILTER
	39311824	1	VALVE, MINIMUM PRESSURE CHECK (HXPE UNITS - 200 PSIG) - SEE NOTE 2	30	39481460	1	ELBOW
8A	39179403	4	STUD	31	39137518	1	HOSE
8B	95922910	4	NUT	32	95220844	1	CLAMP, HOSE
8C	95022372	1	O-RING	33	39137542	1	CONNECTOR
9	39152368	1	ELBOW	34	95387361	1	PLUG
10	39802814	1	TUBE, BLOWDOWN	35	39105739	1	VALVE, BALL TANK DRAIN
11	39572243	1	HOSE	36	39477526	1	ELBOW
12	95937637	1	ELBOW	37	39140512	1	ELBOW
13	39312897	1	VALVE, BLOWDOWN NEMA 1 (165 PSIG)	38	39155478	1	PLUG
	39312905	1	VALVE, BLOWDOWN NEMA 4 (ALL 250-300HP)	39	39829833	1	TUBE, OIL FILTER OUT
14	95937538	1	ADAPTER	40	39140512	1	ELBOW
15	39111752	1	CONNECTOR	41	39318217	1	VALVE, OIL STOP NEMA 1
16	39417118	1	ADAPTER, SCAVENGE TUBE		39318225	1	VALVE, OIL STOP NEMA 4
17	39871702	1	TUBE, TANK SCAVENGE		39318258	1	VALVE, OIL STOP NEMA 1 (200 PSIG UNIT ONLY)
18	39322748	1	ORIFICE, SCAVENGE		39318266	1	VALVE, OIL STOP NEMA 4 (200 PSIG UNIT ONLY)
19	39847041	1	TUBE, SCAVENGE TO AIREND	42	54430830	1	MANIFOLD, IN AIREND
20	39195078	1	CLIP, TUBE	43	95939971	1	TEE
20A	39133145	1	SCREW	44	39124813	x	TUBING, NYLON
				*	39123898	1	HOSE, FLEX

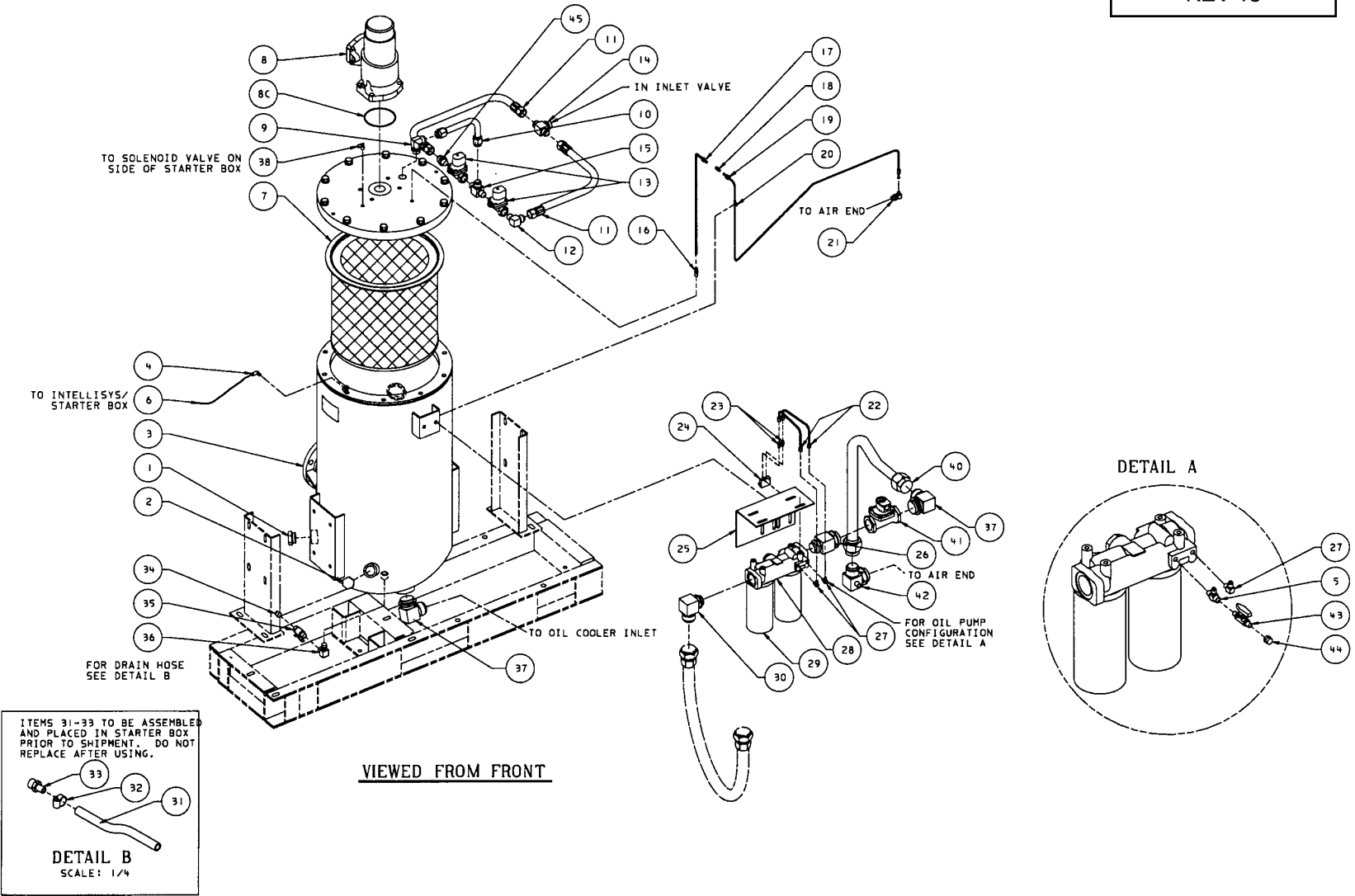
NOTES:

1. FASTENERS SUCH AS NUTS, BOLTS, AND SCREWS ARE LISTED AS SUB-ITEMS (EXAMPLE: 24A).
 2. ROTATE 180° FOR WATERCOOLED UNITS.
- X - ORDER PER NUMBER OF INCHES REQUIRED.

* - NOT ILLUSTRATED

TABLE A ORIFICE FITTING, OIL FILTER OUT TO OIL STOP VALVE		
39300900 (STD.)	39301999 (.875)	39307939 (.625)
XFE250-2S, AIRCOOLED	EPE250-2S, AIR COOLED	XFE250-2S, WATER COOLED
XFE300-2S, AIR & WATER COOLED	EPE300-2S, WATER COOLED	EPE250-2S, WATER COOLED
EPE300-2S, AIR COOLED	HPE300-2S, AIR & WATER COOLED	HPE250-2S, AIR & WATER COOLED
	HXPE300-2S, AIR & WATER COOLED	HXPE250-2S, AIR & WATER COOLED

39825245
REV 15



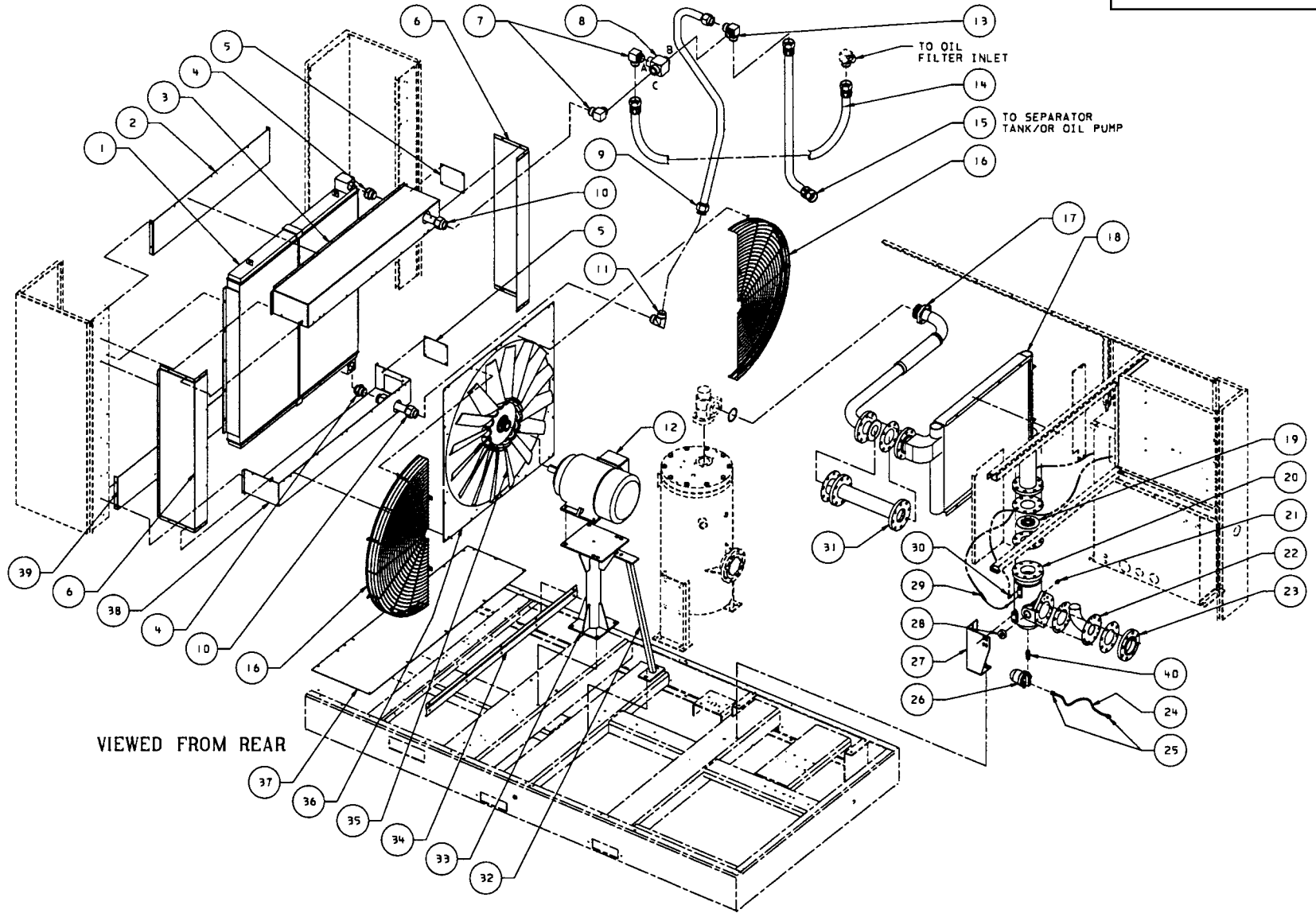
350-500 HP SEPARATOR TANK ASSEMBLY

REF. NO.	PART NUMBER	QTY.	DESCRIPTION	REF. NO.	PART NUMBER	QTY.	DESCRIPTION
1	39476916	1	SIGHT GLASS	24	39246012	1	SWITCH, OIL DELTA P
1A	39406996	1	O-RING, SIGHT GLASS	24A	39178827	1	SCREW
2	39478953	1	PLUG, OIL FILL	25	39798004	1	SUPPORT, OIL FILTER
3	42406066	1	TANK, SEPARATOR (ASME/CANADIAN)	25A	39128509	2	SCREW, SUPPORT TO TANK
	42406074	1	TANK, SEPARATOR (AUSTRALIAN)	26	SEE TABLE A	1	CONNECTOR, OIL FILTER OUT
	42406082	1	TANK, SEPARATOR 200PSI (ASME/CANADIAN)	27	95937686	2	ELBOW
4	39155478	1	ELBOW	28	39259676	1	FILTER, OIL
	95937694	1	ELBOW	28A	39128467	4	SCREW
5	95939971	1	TEE	29	39911631	2	ELEMENT, OIL FILTER
6	39124813	1	TUBING, NYLON	30	39481460	1	ELBOW
	39123898	1	HOSE	31	39137518	1	HOSE
7	39890678	1	ELEMENT, SEPARATOR	32	95220844	1	CLAMP, HOSE
8	39801253	1	VALVE, MINIMUM PRESSURE CHECK	33	39137542	1	CONNECTOR
8A	39179403	4	STUD	34	95387361	1	PLUG
8B	95423687	4	NUT	35	39105739	1	VALVE, BALL TANK DRAIN
8C	95060745	1	O-RING	36	39477526	1	ELBOW
9	95938171	1	ELBOW, TANK TO BLOWDOWN	37	39140512	2	ELBOW
10	39872643	1	TUBE, BLOWDOWN	38	39155478	1	ELBOW
11	39572243	2	HOSE	40	39829841	1	TUBE, OIL FILTER OUT
12	95937652	1	ELBOW, BLOWDOWN VALVE	41	39318217	1	VALVE, OIL STOP NEMA 1
13	39312897	2	VALVE, BLOWDOWN NEMA 1		39318225	1	VALVE, OIL STOP NEMA 4
	39312905	2	VALVE, BLOWDOWN NEMA 4		39318258	1	VALVE, OIL STOP NEMA 1 (200 PSI UNIT)
14	95947636	1	TEE		39315266	1	VALVE, OIL STOP NEMA 4 (200 PSI UNIT)
15	39499744	1	MANIFOLD, BLOWDOWN	42	54430830	1	MANIFOLD, IN AIREND (350HP)
16	39417118	1	ADAPTER, SCAVENGE TUBE		54418066	1	MANIFOLD, OIL (400, 450, 500 HP WITH INTERSTAGE PIPING)
17	39871694	1	TUBE, TANK SCAVENGE	43	39302039	1	VALVE, BALL
18	39322748	1	ORIFICE, SCAVENGE	44	95947230	1	CAP
19	39841481	1	TUBE, SCAVENGE TO AIREND	45	95937538	1	CONNECTOR
20	39195078	1	CLIP, TUBE				
20A	39133145	1	SCREW				
21	39490230	1	ELBOW				
22	39545942	2	TUBE, OIL DELTA P				
23	95937579	2	ADAPTER				

- NOTES:
1. STANDARD FASTENERS SUCH AS NUTS, BOLTS, AND SCREWS ARE LISTED AS SUB-ITEMS (EXAMPLE: 24A).
 2. ROTATE 180° FOR WATERCOOLED WITH AFTERCOOLER ONLY.
- X - ORDER PER NUMBER OF INCHES REQUIRED.

TABLE A ORIFICE FITTING, OIL FILTER OUT TO OIL STOP VALVE		
39300900 (STD.)	39301999 (.875)	39300900 (STD.)
XFE350-2S, AIR & WATER COOLED EPE350-2S, AIR COOLED HPE350-2S, AIR COOLED HXPE400-2S, AIR & WATER COOLED HXPE450-2S, AIR & WATER COOLED HXPE500-2S, AIR & WATER COOLED	EPE350-2S, WATER COOLED HPE350-2S, WATER COOLED HXPE350-2S, AIR & WATER COOLED	XFE400-2S, AIR & WATER COOLED EPE400-2S, AIR & WATER COOLED HPE400-2S, AIR & WATER COOLED XFE450-2S, AIR & WATER COOLED EPE450-2S, AIR & WATER COOLED HPE450-2S AIR & WATER COOLED XFE 500-2S AIR & WATER COOLED EPE 500-2S AIR & WATER COOLED HPE 500-2S AIR & WATER COOLED

54402482
REV A



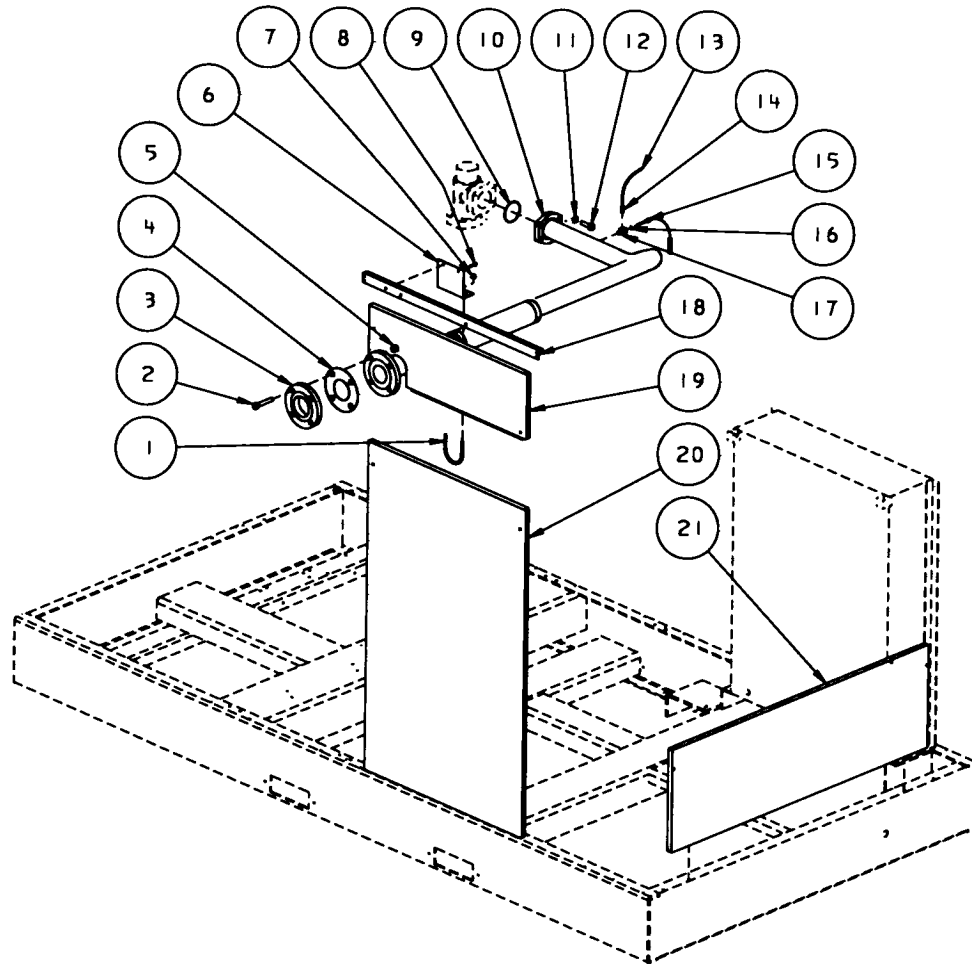
250-300 HP AIRCOOLED COOLER ASSEMBLY

REF. NO.	PART NUMBER	QTY.	DESCRIPTION	REF. NO.	PART NUMBER	QTY.	DESCRIPTION
1	39801725	1	OILCOOLER (150 PSI)	21	95941811	1	PLUG
	39872304	1	OILCOOLER (200 PSI)	22	54393996	1	TUBE, SEPARATOR OUTLET
1A	39133152	10	SCREW	22A	39925532	1	GASKET
2	39803283	1	SUPPORT, RIGHT END TOP	22B	95823365	3	SCREW
2A	39133145	2	SCREW	23	95282257	1	FLANGE, 4.00 SCREWED
3	39822721	1	SUPPORT, OILCOOLER TOP	23A	39452362	1	GASKET
3A	39133145	4	SCREW	23B	95934519	8	BOLT
4	39128632	2	CONNECTOR	23C	95929188	8	LOCKWASHER
5	39482369	2	COVER, OILCOOLER SUPPORT	24	39137518	X	TUBING
5A	39133145	8	SCREW	25	39137542	2	CONNECTOR
6	39803317	2	SUPPORT, OILCOOLER SIDE	26	54421698	1	TRAP, MOISTURE SEPARATOR
6A	39133145	4	SCREW	27	39928577	1	SUPPORT, MOISTURE SEPARATOR
7	39481460	2	ELBOW	27A	95079612	2	SCREW
8	39481429	1	VALVE, THERMO CONTROL	27B	35108372	2	BOLT
8A	39437652	1	ELEMENT, THERMO CONTROL VALVE	28	95928255	1	PLUG
8B	39412127	1	O-RING, BODY	29	39560628	1	SENSOR, TEMPERATURE
8C	95022257	1	O-RING, ELEMENT	29A	39404157	1	O-RING
9	39848783	1	TUBE, THERMO VALVE TO TEE	30	39155478	1	ELBOW
10	39481502	2	TUBE, OILCOOLER TO THERMO VALVE	31	39826011	1	TUBE, EXTENSION (EXT. PKG. ONLY)
11	39119219	1	ELBOW	31A	39452362	1	GASKET, FLANGE 4.00
12	xxxxxxx	1	MOTOR, FAN	31B	95929121	8	SCREW
12A	95928958	4	BOLT	31C	95923355	8	NUT
12B	95234498	4	WASHER	32	39851050	1	BRACE, FAN MOTOR SUPPORT (60 HZ)
12C	39116348	4	NUT		39858345	1	BRACE, FAN MOTOR SUPPORT (50 HZ)
13	39313127	1	TEE, SIDE OUTLET	32A	39178678	2	SCREW
14	39572466	1	HOSE, 2.00 X 64.50	33	39850854	1	SUPPORT, FAN MOTOR (60 HZ)
15	39576723	1	HOSE, 2.00 X 75.00		39850557	1	SUPPORT, FAN MOTOR (50 HZ)
16	54397757	2	GUARD, FAN (60 HZ)	33A	39178686	4	SCREW
	54367370	2	GUARD, FAN (50 HZ)	34	39823968	1	ANGLE, SUPPORT
16A	39133152	18	SCREW	34A	39133145	10	SCREW
17	39817796	1	TUBE, MPCV-AFTERCOOLER	35	39850268	1	FAN, 48.00 (60 HZ)
17A	95022349	1	O-RING, MPCV-DISCHARGE PIPE		39308572	1	FAN, 42.00 (50 HZ)
17B	95930723	4	BOLT	36	54402441	1	PLATE, ORIFICE (60 HZ)
17C	95929188	4	WASHER		54371935	1	PLATE, ORIFICE (50 HZ)
17D	95929121	8	SCREW	36A	39133145	16	SCREW
17E	95923355	8	NUT	36B	95929017	16	WASHER
18	39928544	1	AFTERCOOLER (150 PSI)	37	39803333	1	PLATE, EXHAUST BOTTOM
	39928718	1	AFTERCOOLER (200 PSI)	37A	39133145	16	SCREW
18A	39452362	1	GASKET, 4.00 FLANGE	38	39822713	1	SUPPORT, OILCOOLER BOTTOM
18B	39133152	8	SCREW	38B	39133145	16	SCREW
18C	95929188	8	LOCKWASHER	39	39803291	1	SUPPORT, RIGHT END BOTTOM
18D	95934519	8	SCREW	39A	39133145	16	SCREW
19	39891171	1	ELEMENT, MOISTURE SEPARATOR	40	54423280	1	ADAPTER, MOISTURE SEPARATOR TO TRAP
19A	39487434	2	GASKET, 3.50 INTERSTAGE				
20	39928007	1	SHELL, MOISTURE SEPARATOR				

NOTE:

STANDARD FASTENERS SUCH AS NUTS, BOLTS, AND SCREWS ARE LISTED AS SUB-ITEMS (EXAMPLE: 1A

54416474
REV A

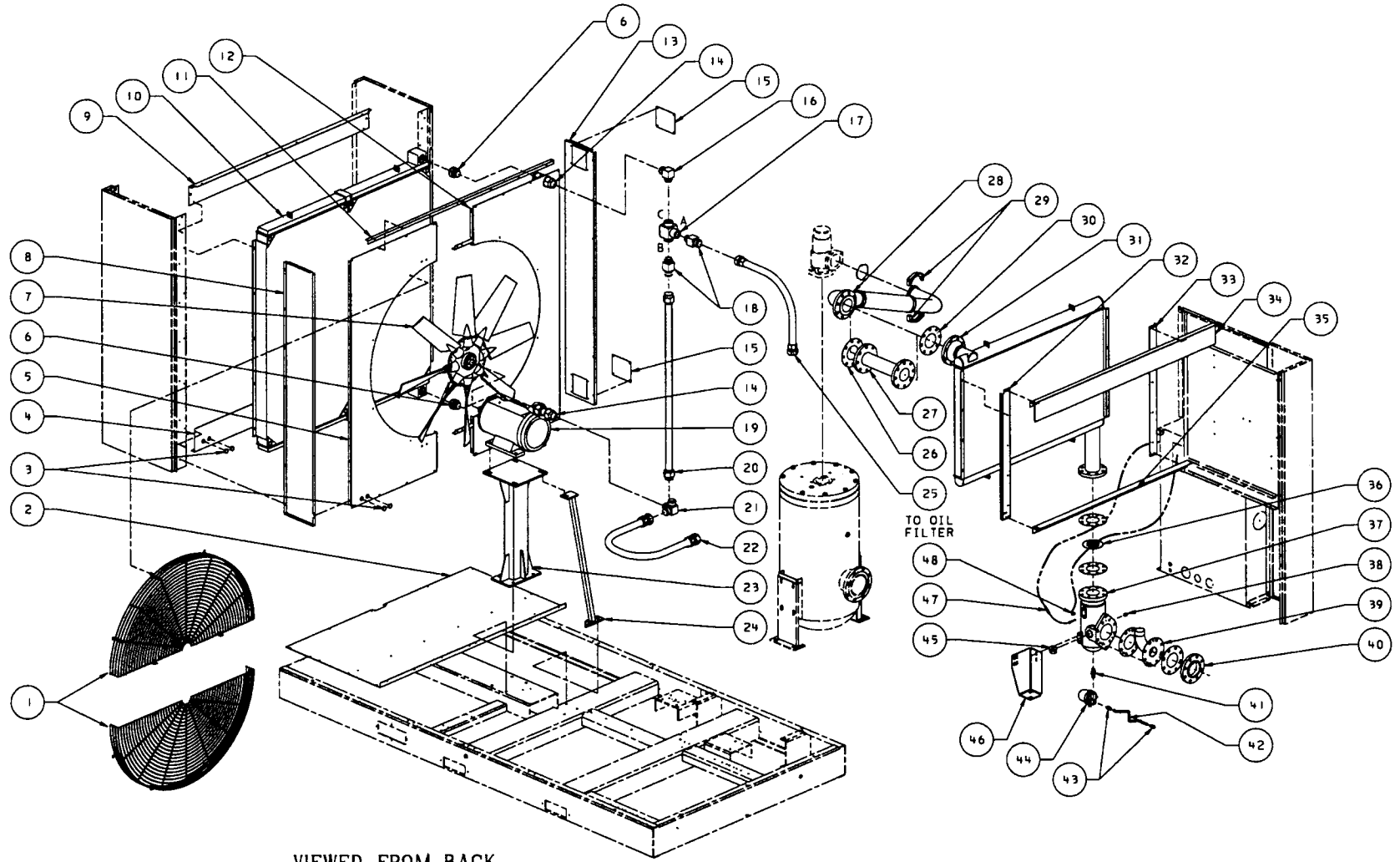


250-300 HP AIR DISCHARGE ASSEMBLY - NO AFTERCOOLER

REF. NO.	PART NUMBER	QTY.	DESCRIPTION
1	39177183	1	U-BOLT
2	95929121	4	SCREW
3	39483250	1	FLANGE, 3.00 NPT PLATED
4	39454525	1	GASKET, FLANGE
5	95923355	4	LOCKNUT
6	39484431	1	BRACKET, PIPE SUPPORT
7	39128566	2	NUT
8	39133152	2	SCREW
9	95060018	1	O-RING, MPCV
10	39826193	1	PIPE, DISCHARGE
11	95929188	4	WASHER
12	95930723	4	BOLT
13	39124813	X	TUBING
14	39156393	1	ADAPTER
15	39560628	1	SENSOR, CABLE
16	39404157	1	O-RING
17	39479761	1	TEE
18	39803804	1	ANGLE, SUPPORT BATT
19	39807383	1	PANEL, REAR DISCHARGE
19A	39807482	1	FOAM, REAR DISCHARGE PANEL
20	39807375	1	PANEL, REAR DISCHARGE
20A	39807466	1	FOAM, REAR DISCHARGE PANEL
21	39807730	1	PANEL, LEFT END
21A	39804372	1	FOAM, LEFT END PANEL

X - ORDER PER NUMBER OF INCHES REQUIRED.

54405030
REV A



350-500 HP AIRCOOLED COOLER ASSEMBLY

REF. NO.	PART NUMBER	QTY.	DESCRIPTION
1	54390307	2	GUARD, FAN
1A	39133152	16	SCREW
2	39821822	1	PLATE, BOTTOM EXHAUST
2A	39133145	8	SCREW
3	39319728	4	PLUG, NYLON BLACK
4	39812573	1	ANGLE, LOWER COOLER
4A	39133145	4	SCREW
5	54402458	1	PLATE, LH ORIFICE
5A	39133145	10	SCREW
6	39128632	2	CONNECTOR
7	39918297	1	FAN, 56.00 (60 HZ)
	39858865	1	FAN, 56.00 (50 HZ)
8	39821855	1	SIDE, COOLER BOX REAR
8A	39133145	12	SCREW
9	39804026	1	ANGLE, UPPER COOLER
9A	39133145	10	SCREW
10	39801287	1	OILCOOLER
10A	39178678	10	SCREW
11	39804018	1	ANGLE, UPPER ORIFICE
11A	39133145	10	SCREW
12	54402466	1	PLATE, RH ORIFICE
12A	39133145	10	SCREW
13	39821830	1	SIDE, COOLER BOX FRONT
13A	39133145	12	SCREW
14	39493879	2	TUBE, OILCOOLER OUT-THERMO VALVE
15	39482369	2	COVER, OILCOOLER SUPPORT
15A	39133145	8	SCREW
16	39481460	1	ELBOW - 350 HP UNITS
	39140512	1	ELBOW - 400-500 HP UNITS
17	39834684	1	VALVE, THERMO VALVE - 400-500 HP UNITS
	39207402	1	ELEMENT, THERMO VALVE - 400-500 HP UNITS
17	39481429	1	VALVE, THERMO VALVE - 350 HP UNITS
	39437652	1	ELEMENT, THERMO VALVE - 350 HP UNITS
18	39481486	2	CONNECTOR - 350 HP UNITS
	39128632	2	CONNECTOR - 400-500 HP UNITS
19	xxxxxxx	1	MOTOR, FAN
19A	95928958	4	SCREW
19B	39116348	4	NUT
19C	95234498	4	WASHER
20	39812599	1	TUBE, 2.00 THERMO VALVE
			PORT B TO OILCOOLER INLET - 350 HP UNITS
	39878491	1	TUBE, 2.00 THERMO VALVE
			PORT B TO OILCOOLER INLET - 400-500 HP UNITS
21	39481478	1	TEE
22	39572276	1	HOSE (WITHOUT PUMP)
	39573092	1	HOSE (WITH PUMP ONLY)
23	39851225	1	SUPPORT, FAN MOTOR
23A	39128517	4	BOLT
24	39851217	1	BRACE, FAN SUPPORT
24A	39178678	2	SCREW
25	39572334	1	HOSE
26	39452362	1	GASKET, (EXTENDED PKG.)
27	39817051	1	TUBE, AFTERCOOLER (EXTENDED PKG.)
27A	95929121	8	BOLT, (EXTENDED PKG.)
27B	95929355	8	LOCKNUT (EXTENDED PKG.)

REF. NO.	PART NUMBER	QTY.	DESCRIPTION
28	39816756	1	PIPE, DISCHARGE MPV-AFTERCOOLER
28A	95934154	8	BOLT
28B	95923355	8	LOCKNUT
29	39481593	2	FLANGE, SPLIT
29A	39185442	4	BOLT
29B	95929188	4	WASHER
29C	95060018	1	O-RING
30	39452362	4	GASKET
31	39928692	1	AFTERCOOLER (150 PSI)
	39928726	1	AFTERCOOLER (200 PSI)
31A	39133145	8	SCREW
31B	95929071	8	WASHER
32	39850318	1	ANGLE, BYPASS
32A	39133145	4	SCREW
33	39850326	1	ANGLE, BYPASS
33A	39133145	4	SCREW
34	39850300	1	ANGLE, BYPASS TOP
34A	39133145	4	SCREW
35	39850334	1	ANGLE, BYPASS BOTTOM
35A	39133145	4	SCREW
36	39891171	1	ELEMENT, MOISTURE SEPARATOR
36A	39487434	2	GASKET, 3.50 INTERSTAGE
36B	95934519	8	BOLT
36C	95929188	8	LOCKWASHER
37	39928007	1	SHELL, MOISTURE SEPARATOR
38	95941811	1	PLUG
39	54393996	1	TUBE, SEPARATOR OUTLET
39A	39925532	1	GASKET, 4.0
39B	95823365	3	SCREW
40	95282257	1	FLANGE
40A	39452362	1	GASKET, 4.0
40B	95934519	8	BOLT
40C	95929188	8	LOCKWASHER
41	54423280	1	ADAPTER, MOISTURE SEPARATOR TO TRAP
42	39137518	X	TUBING
43	39137542	2	CONNECTOR
44	54421698	1	TRAP, MOISTURE SEPARATOR
45	95928255	1	PLUG
46	39928577	1	SUPPORT, MOISTURE SEPARATOR
46A	95079612	2	SCREW
46B	35108372	1	BOLT
47	39560628	1	SENSOR-TEMPERATURE
47A	39404157	1	O-RING
48	39155478	1	ELBOW

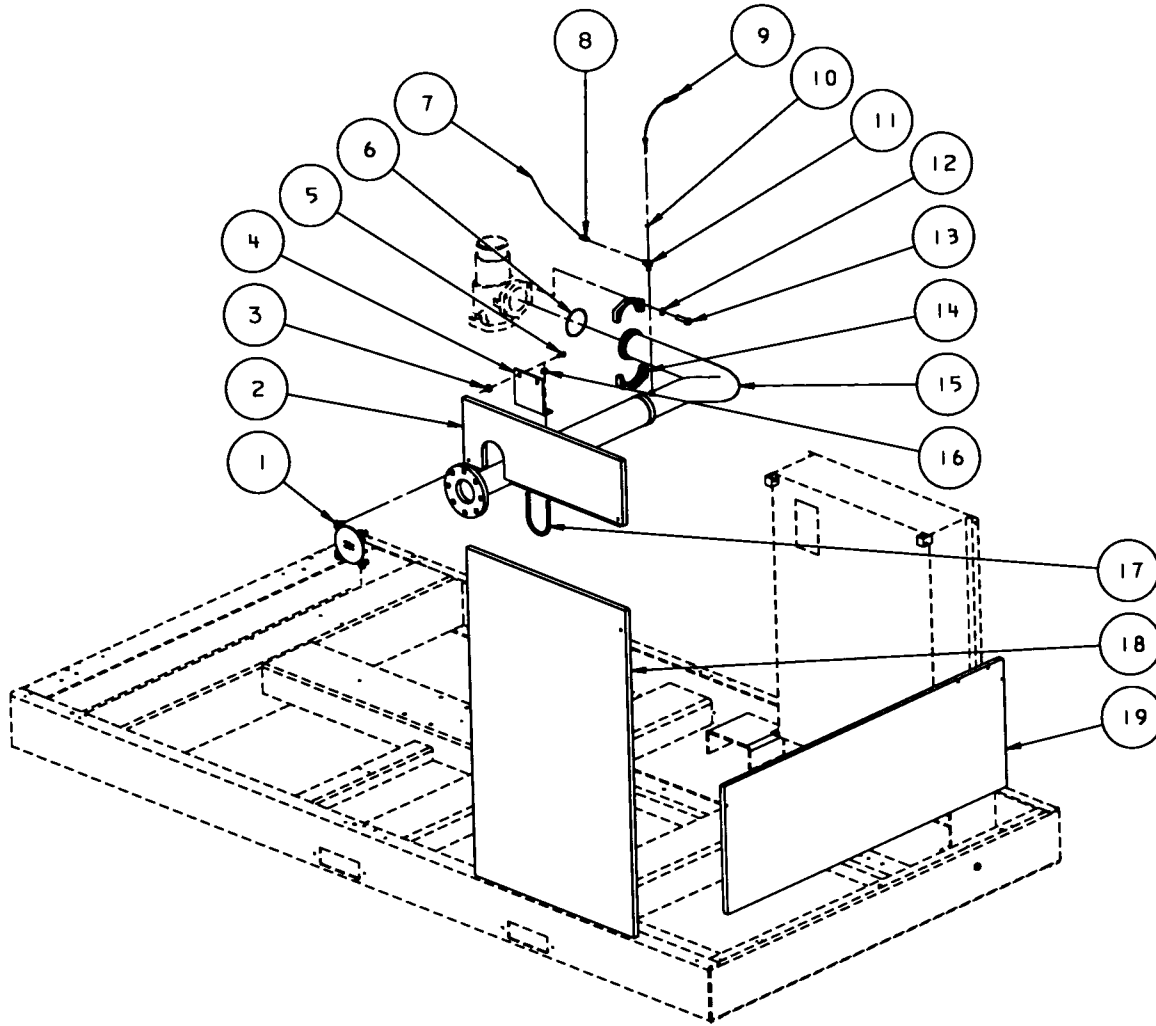
NOTE: STANDARD FASTENERS SUCH AS NUTS, BOLTS, AND SCREWS ARE LISTED AS SUB-ITEMS (EXAMPLE: 1A).

X - ORDER PER NUMBER OF INCHES REQUIRED.

FOR NO AFTERCOOLER OPTION SEE ASSEMBLY DRAWING 54417134

XXXXXXX - FURNISH MOTOR PART NO. (STAMPED ON MOTOR NAMEPLATE) WHEN ORDERING REPLACEMENT.

54417134
REV A

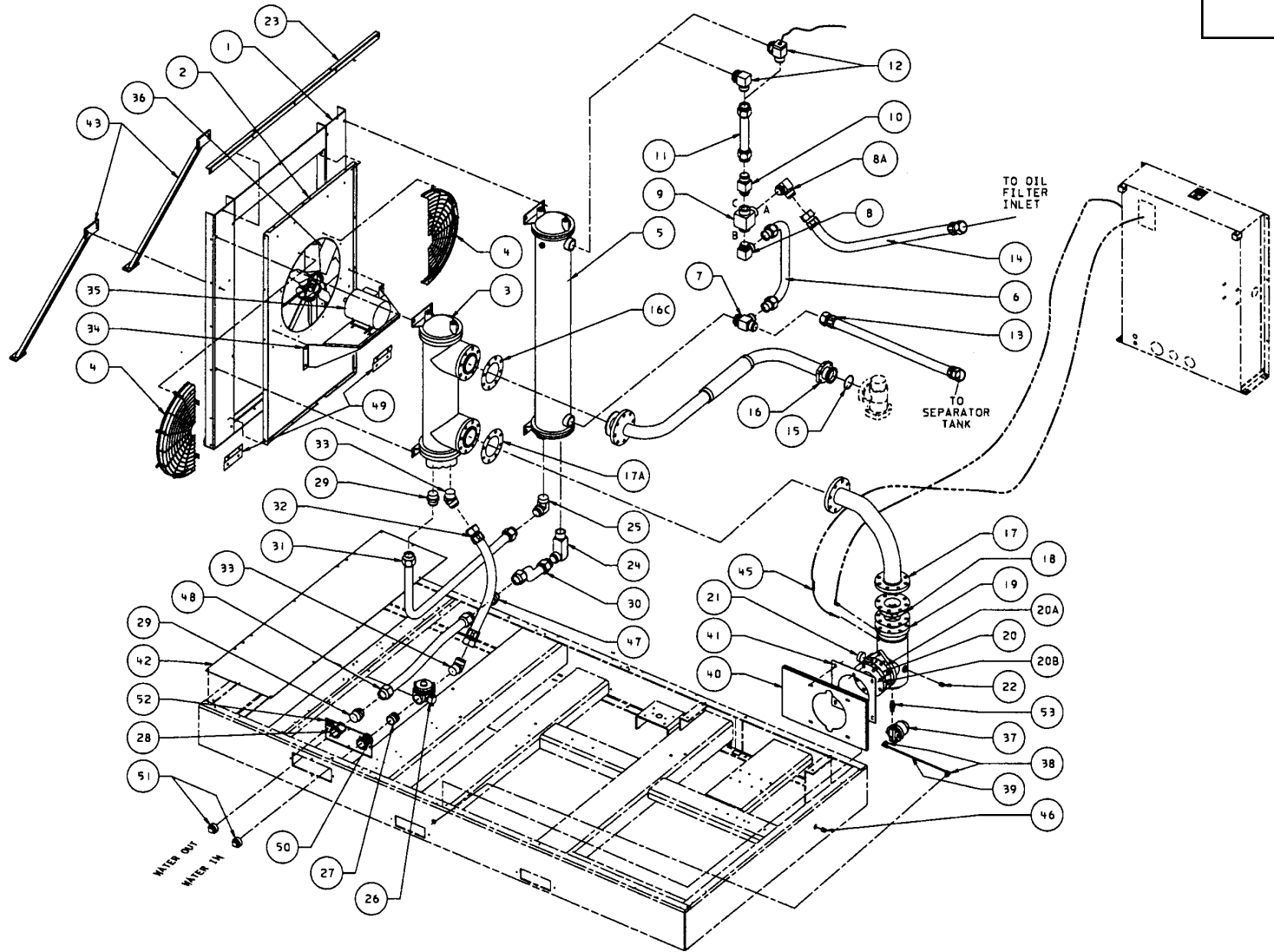


350-500 HP AIR DISCHARGE ASSEMBLY - NO AFTERCOOLER

REF. NO.	PART NUMBER	QTY.	DESCRIPTION
1	39123864	1	COVER
2	39852553	1	PANEL, UPPER DISCHARGE,
2A	39857834	1	FOAM, UPPER DISCHARGE PANEL
3	39128566	2	NUT
4	39810197	1	BRACKET, PIPE SUPPORT
5	39128483	2	SCREW
6	95060018	1	O-RING, MPCV
7	39124813	X	TUBING, NYLON
8	39156393	1	ADAPTER
9	39541677	1	SENSOR, CABLE
10	39404157	1	O-RING
11	39479761	1	TEE
12	95929188	4	WASHER
13	39185442	4	BOLT
14	39481593	2	FLANGE
15	39852561	1	PIPE, MPCV DISCHARGE
16	39116348	2	NUT
17	39483789	1	U-BOLT
18	39807375	1	PANEL, REAR DISCHARGE
18A	39807466	1	FOAM, REAR DISCHARGE PANEL
19	39803911	1	PANEL, BOTTOM, LEFT END, WATERCOOLED ONLY
19A	39804703	1	FOAM, LEFT END

X - ORDER PER NUMBER OF INCHES REQUIRED.

54364245
REV A



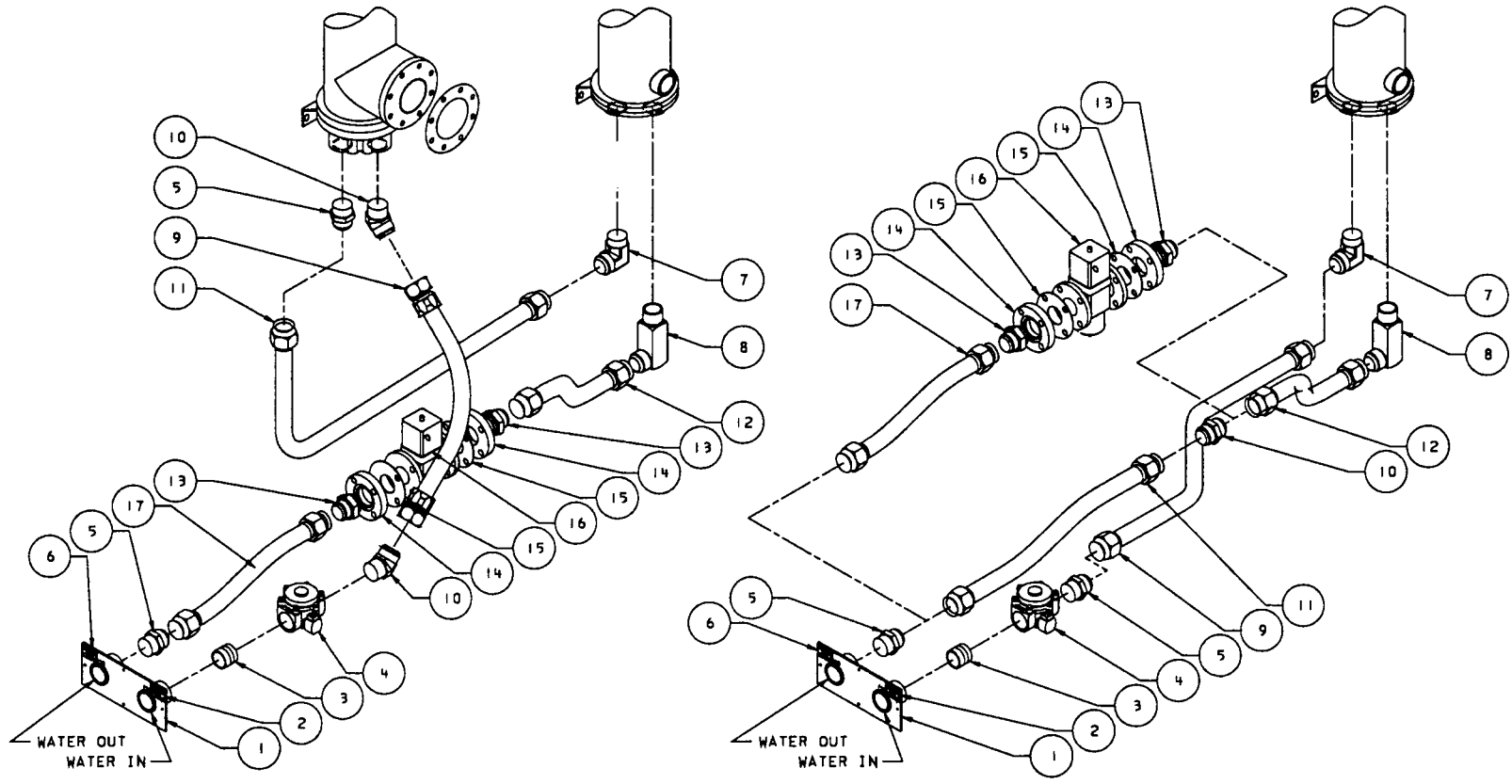
250-300 HP WATERCOOLED ASSEMBLY

REF. NO.	PART NUMBER	QTY.	DESCRIPTION	REF. NO.	PART NUMBER	QTY.	DESCRIPTION
1	39804539	1	SUPPORT, COOLER	26	39482757	1	VALVE, WATER SHUTOFF SOLENOID
1A	39178678	4	SCREW	27	39181177	1	NIPPLE
2	54380308	1	SUPPORT, ORIFICE	28	39482872	1	PLATE, COUPLING
2A	39133145	15	SCREW	28A	39133152	4	SCREW
3	39803861	1	AFTERCOOLER	29	95937561	2	CONNECTOR
3A	39128509	4	SCREW	30	39824628	1	TUBE, OILCOOLER-WATEROUT
3B	39116348	4	NUT	31	39804851	1	TUBE, AFTERCOOLER-OILCOOLER
4	54376678	2	GUARD, FAN	32	39572029	1	HOSE, 26" WATERIN-AFTERCOOLER
4A	39133152	8	SCREW	33	95946190	2	ELBOW, 45°
4B	95929071	8	WASHER	34	54376660	1	SUPPORT, FAN MOTOR
5	39803853	1	OILCOOLER	34A	39178678	4	SCREW
5A	39128509	4	SCREW	35	XX	1	MOTOR, FAN
5B	39116348	4	NUT	35A	39130828	4	BOLT
6	39805015	1	TUBE-THERMO VALVE TO OILCOOLER	35B	39128558	4	NUT
7	95943023	1	TEE	36	39197835	1	FAN, 24", 8 BLADE (60 HZ)
8	39481460	1	ELBOW		39262811	1	FAN, 24", 10 BLADE (50 HZ)
8A	39481460	1	ELBOW	37	54421698	1	TRAP, MOISTURE SEPARATOR
9	39481429	1	VALVE, THERMO CONTROL	38	39137534	2	ELBOW
9A	39437652	1	ELEMENT, THERMO CONTROL VALVE	39	39137518	X	TUBING
9B	95022034	1	O-RING, BODY	40	39929567	1	SUPPORT, MOISTURE SEPARATOR
9C	95022257	1	O-RING, ELEMENT		39930243	1	SUPPORT, MOISTURE SEPARATOR (EXTENDED UNITS)
10	39481486	1	CONNECTOR	40A	39133152	2	SCREW
11	39804943	1	TUBE, OILCOOLER TO THERMO VALVE	40B	95929071	2	WASHER
12	39140512	1	ELBOW, W/O O-RING	41	39929559	1	PLATE, MOISTURE SEPARATOR
	39483086	1	ELBOW (UNIT WITH CONTROL VALVE ONLY)	41A	39128483	4	SCREW
13	39572334	1	HOSE, 2.00 X 48.00 LG - 150 PSI	41B	39128566	4	NUT
	39224159	1	HOSE, 2.00 X 38.00 LG - 200 PSI	41C	95916771	2	SCREW
14	39572219	1	HOSE, 2.00 X 38.00 LG - 150 PSI	42	39803333	1	PLATE, EXHAUST BOTTOM
	39224167	1	HOSE, 2.00 X 70.00 LG - 200 PSI	43	39818265	2	BRACE, SUPPORT COOLERS
15	95022349	1	O-RING	43A	39178678	8	SCREW
16	39825732	1	PIPE, MPCV TO AFTERCOOLER	44	39155478	1	ELBOW
16A	95930723	4	BOLT	45	39560628	1	SENSOR, TEMPERATURE
16B	95929188	4	LOCKWASHER	45A	39404157	1	O-RING
16C	39452362	1	GASKET (PIPE TO AFTERCOOLER)	46	95928255	1	PLUG
16D	95930723	8	BOLT	47	95494019	1	UNION
17	39929666	1	TUBE, AFTERCOOLER TO MOISTURE SEPARATOR	48	39824685	1	TUBE, WATER-OUT
17A	39452362	1	GASKET	49	39558648	2	ANGLE, SUPPORT
17B	95930723	8	BOLT	49A	39133145	8	SCREW
18	39891171	1	ELEMENT, MOISTURE SEPARATOR	50	39541339	1	DECAL, WATER-IN
18A	39487434	2	GASKET, 3.50 INTERSTAGE	51	95033627	2	PLUG
18B	95934519	8	BOLT	52	39541321	1	DECAL, WATER-OUT
18C	95929188	8	LOCKWASHER	53	54423280	1	ADAPTER, MOISTURE SEPARATOR TO TRAP
19	39928007	1	SHELL, MOISTURE SEPARATOR				
20	54393996	1	TUBE, SEPARATOR OUTLET				
20A	39925532	1	GASKET, 4.0				
20B	95823365	3	SCREW				
21	95941811	1	PLUG				
22	95928255	1	PLUG				
23	39803275	1	SUPPORT, TOP R.T. END				
23A	39178678	3	SCREW				
24	95919114	1	ELBOW				
25	95937678	1	ELBOW				

NOTES:

- 1. STANDARD FASTENERS SUCH AS NUTS, BOLTS, AND SCREWS ARE LISTED AS SUB-ITEMS (EXAMPLE: 35A).
- X - ORDER PER NUMBER OF INCHES REQUIRED.
- XX - FURNISH MOTOR PART NO. (STAMPED ON MOTOR NAMEPLATE) WHEN ORDERING REPLACEMENT

54364245
REV A



250 - 300 HP WATERCOOLED ASSEMBLY OPTIONS

90° WITH CONTROL VALVE

REF. NO.	PART NUMBER	QTY.	DESCRIPTION
1	39482872	1	Plate, Coupling
2	39541339	1	Decal, Water In
3	39181177	1	Nipple
4	39482757	1	Valve, Water Shutoff
5	95937561	2	Connector
6	39541321	1	Decal, Water Out
7	95937678	1	Elbow
8	95919114	1	Elbow
9	39572029	1	Hose, 26", Water In To Aftercooler
10	95946190	2	Elbow, 45°
11	39804851	1	Tube, Aftercooler To Oilcooler
12	39824834	1	Tube, Oilcooler To Water Control Valve
13	39128632	2	Connector
14	39493242	2	Flange
14A	95934519	8	Bolt
14B	95922910	8	Locknut
14C	95929188	8	Lockwasher
15	39476452	2	Gasket, Flange
16	39185053	1	Valve, Water Control
17	39824628	1	Tube, Control Valve To Water Out

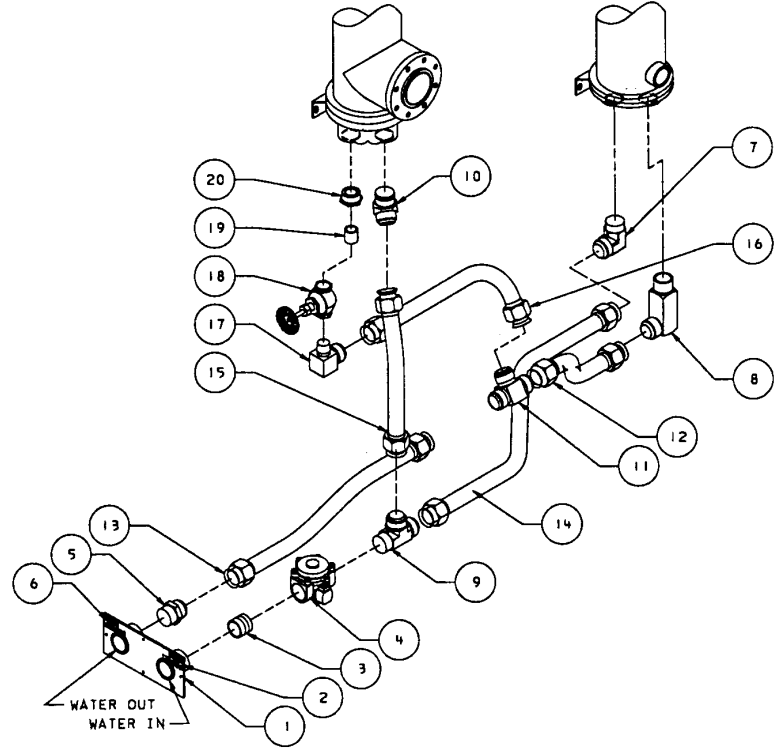
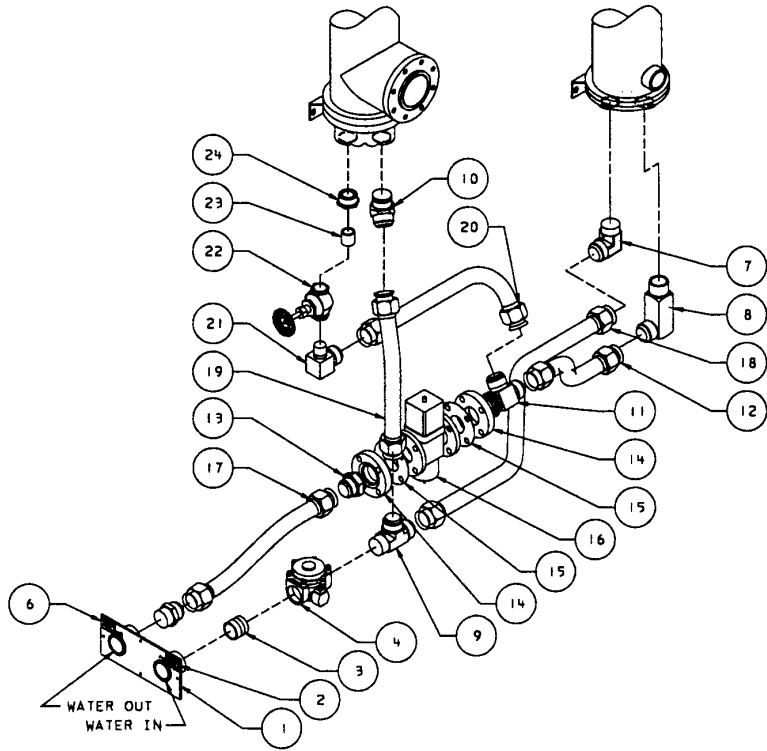
90/115° NO AFTERCOOLER

REF. NO.	PART NUMBER	QTY.	DESCRIPTION
1	39482872	1	PLATE, COUPLING
2	39541339	1	DECAL, WATER IN
3	39181177	1	NIPPLE
4	39482757	1	VALVE, WATER SHUTOFF
5	95937561	2	CONNECTOR
6	39541321	1	DECAL, WATER OUT
7	95937678	1	ELBOW
8	95919114	1	ELBOW
9	39807334	1	TUBE, WATER IN TO OILCOOLER
10	95494019	1	UNION
11	39824685	1	TUBE, OILCOOLER TO WATER OUT
12	39824628	1	TUBE, OILCOOLER TO CONTROL VALVE

90/115° NO AFTERCOOLER WITH CONTROL VALVE

REF. NO.	PART NUMBER	QTY.	DESCRIPTION
13	39128632	2	CONNECTOR
14	39493242	2	FLANGE
14A	95934519	8	BOLT
14B	95922910	8	LOCKNUT
14C	95929188	8	LOCKWASHER
15	39476452	2	GASKET, FLANGE
16	39185053	1	VALVE, WATER CONTROL
17	39824628	1	TUBE, CONTROL VALVE TO WATER OUT

54364245
REV A



250 - 300 HP WATERCOOLED ASSEMBLY OPTIONS

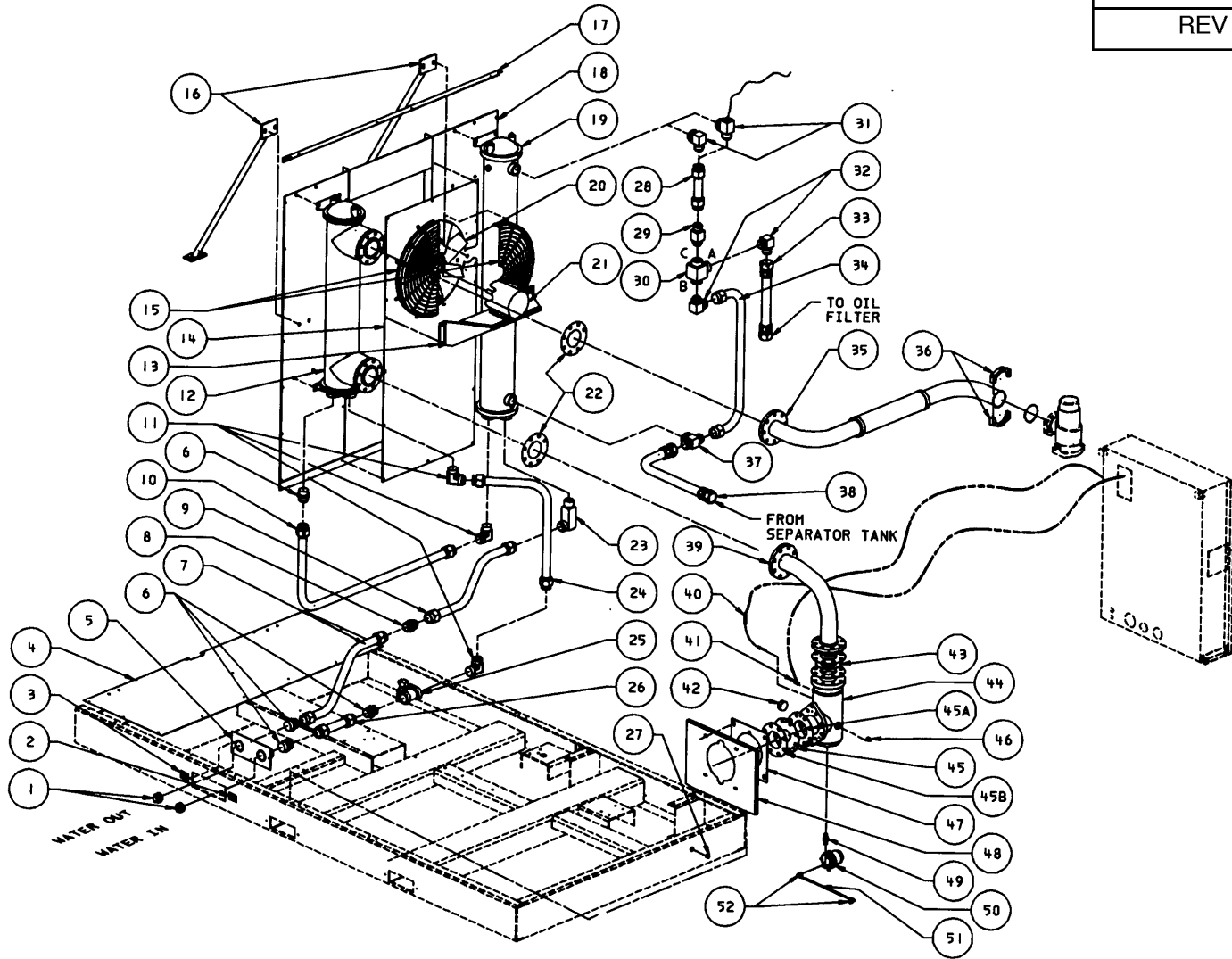
115° WITH CONTROL VALVE

REF. NO.	PART NUMBER	QTY.	DESCRIPTION
1	39482872	1	PLATE, COUPLING
2	39541339	1	DECAL, WATER IN
3	39181177	1	NIPPLE
4	39482757	1	VALVE, WATER SHUTOFF
5	95937561	1	CONNECTOR
6	39541321	1	DECAL, WATER OUT
7	95937678	1	ELBOW
8	95919114	1	ELBOW
9	95645123	1	TEE
10	95946190	2	ELBOW, 45°
11	39482476	1	TEE
12	39824628	1	TUBE, OILCOOLER TO CONTROL VALVE
13	39128632	2	CONNECTOR
14	39493242	2	FLANGE
14A	95934519	8	BOLT
14B	95922910	8	LOCKNUT
14C	95929188	8	LOCKWASHER
15	39476452	2	GASKET, FLANGE
16	39185053	1	VALVE, WATER CONTROL
17	39824628	1	TUBE, CONTROL VALVE TO WATER OUT
18	39804901	1	TUBE, WATER IN TO OILCOOLER
19	39804877	1	TUBE, WATER IN TO AFTERCOOLER
20	39824701	1	TUBE, AFTERCOOLER TO TEE OUT
21	39495403	1	ELBOW
22	95067203	1	VALVE, GLOBE
23	39181185	1	NIPPLE
24	39181193	1	BUSHING

115° WITHOUT CONTROL VALVE

REF. NO.	PART NUMBER	QTY.	DESCRIPTION
1	39482872	1	PLATE, COUPLING
2	39541339	1	DECAL, WATER IN
3	39181177	1	NIPPLE
4	39482757	1	VALVE, WATER SHUTOFF
5	95937561	1	CONNECTOR
6	39541321	1	DECAL, WATER OUT
7	95937678	1	ELBOW
8	95919114	1	ELBOW
9	95645123	1	TEE
10	95946190	1	ELBOW, 45°
11	39119227	1	TEE
12	39824628	1	TUBE, OILCOOLER TO CONTROL VALVE
13	39824693	1	TUBE, CONTROL VALVE TO WATER OUT
14	39804901	1	TUBE, WATER IN TO OILCOOLER
15	39804877	1	TUBE, WATER IN TO AFTERCOOLER
16	39824701	1	TUBE, AFTERCOOLER TO TEE OUT
17	39495403	1	ELBOW
18	95067203	1	VALVE, GLOBE
19	39181185	1	NIPPLE
20	39181193	1	BUSHING

54454640
REV A



VIEWED FROM BACK

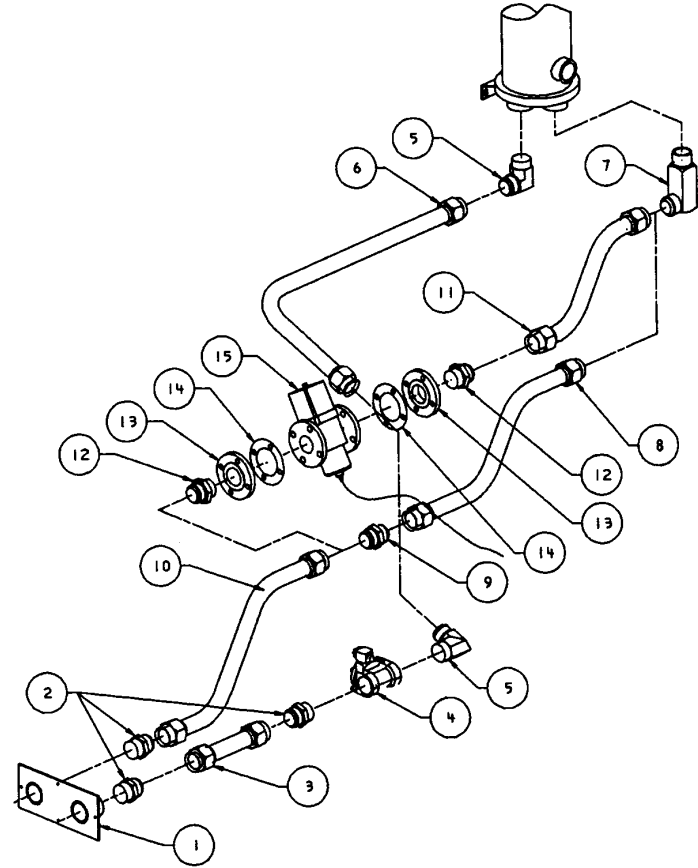
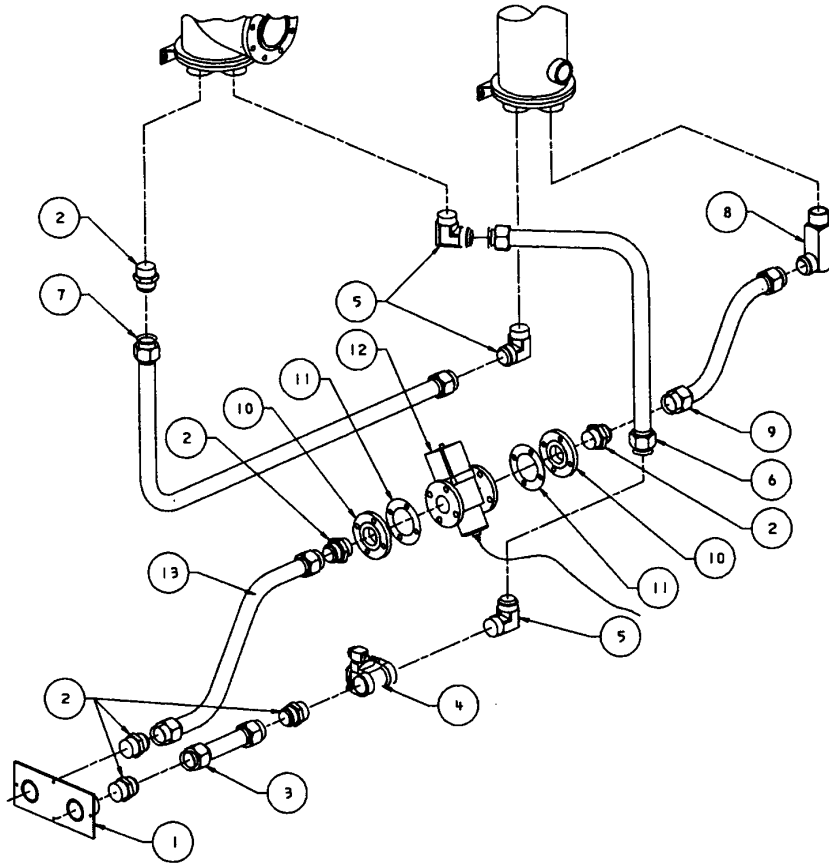
300-500 WATERCOOLED ASSEMBLY - 90°

REF. NO.	PART NUMBER	QTY.	DESCRIPTION	REF. NO.	PART NUMBER	QTY.	DESCRIPTION
1	95033627	2	PLUG	30	39481429	1	VALVE, THERMO - 350 HP UNITS
2	39541339	1	DECAL, WATER IN		39437652	1	ELEMENT, THERMO VALVE - 350 HP UNITS
	39569058	1	DECAL, WATER IN (SPANISH)		95022034	1	O-RING, BODY - 350 HP UNITS
	39854898	1	DECAL, WATER IN (PORTUGUESE)		95022257	1	O-RING, ELEMENT - 350 HP UNITS
3	39541321	1	DECAL, WATER OUT	30	39834684	1	VALVE, THERMO - 400-500 HP UNITS
	39569066	1	DECAL, WATER OUT (SPANISH)		39207402	1	ELEMENT, THERMO VALVE - 400-500 HP UNITS
	39854914	1	DECAL, WATER OUT (PORTUGUESE)	31	39140512	1	ELBOW
4	39804778	1	PLATE, BOTTOM EXHAUST		39483086	1	ELBOW (UNIT WITH CONTROL VALVE ONLY)
4A	39801584	1	SCREW	32	39481460	2	ELBOW - 350 HP UNITS
5	39482872	1	PLATE, COUPLING		39140512	2	ELBOW - 400-500 HP UNITS
5A	39133152	4	SCREW	33	39572334	1	HOSE (PORT "A" TO OIL FILTER)
6	95937561	4	CONNECTOR	34	39805494	1	TUBE, THERMO VALVE PORT "B" TO OILCOOLER INLET
7	39836457	1	TUBE, OILCOOLER OUTLET TO CONNECTOR				350 HP UNITS
8	95494019	1	UNION		39878467	1	TUBE, THERMO VALVE PORT "B" TO OILCOOLER INLET
9	39836432	1	TUBE, CONNECTOR TO BASE OUT				400-500 HP UNITS
10	39805338	1	TUBE, AFTERCOOLER OUT TO OILCOOLER INLET	35	39825666	1	PIPE, MPCV TO AFTERCOOLER
11	95937678	3	ELBOW	36	39481593	2	FLANGE, 4-BOLT SPLIT
12	39801584	1	AFTERCOOLER	36A	95060018	1	O-RING
12A	39128509	4	SCREW	36B	39185442	4	BOLT
12B	39116348	4	NUT	36C	95929188	4	WASHER
13	54376660	1	SUPPORT, FAN MOTOR	37	95943023	1	TEE
13A	39178678	4	SCREW	38	39572367	1	HOSE (TANK TO COOLER MANIFOLD)
14	54380316	1	SUPPORT, ORIFICE	39	39929666	1	TUBE, AFTERCOOLER TO MOISTURE SEPARATOR
14A	39133145	15	SCREW	39A	95930723	8	BOLT
15	54376678	2	GUARD, FAN	40	39560628	1	SENSOR, TEMPERATURE
15A	39133152	10	SCREW	40A	39404157	1	O-RING
15B	95929071	10	WASHER	41	39155478	1	ELBOW
16	39812946	2	BRACE, WATER COOLER SUPPORT	42	95941811	1	PLUG
16A	39116330	8	BOLT	43	39891171	1	ELEMENT, MOISTURE SEPARATOR
16B	39116348	8	NUT	43A	39487434	2	GASKET, 3.50 INTERSTAGE
17	39804786	1	ANGLE, UPPER	43B	95934519	8	BOLT
18	39804752	1	SUPPORT, COOLERS	43C	95929188	8	LOCKWASHER
18A	39178678	4	SCREW	44	39928007	1	SHELL, MOISTURE SEPARATOR
19	39804745	1	OILCOOLER	45	54393996	1	TUBE, SEPARATOR OUTLET
19A	39128509	4	SCREW	45A	39925532	1	GASKET, 4.0
19B	39116348	4	NUT	45B	95823365	3	SCREW
20	39197835	1	FAN, 24", 8 BLADE (60 HZ)	46	95387361	1	PLUG
	39262811	1	FAN, 24", 10 BLADE (50 HZ)	47	39929559	1	PLATE, MOISTURE SEPARATOR
21	xxxxxxx	1	MOTOR, FAN (SEE NOTE 3)	47A	39128483	4	SCREW
21A	39130828	4	SCREW	47B	39128566	4	NUT
21B	39128558	4	NUT	47C	95916771	2	SCREW
22	39452362	2	GASKET, 4.00	48	39929278	1	SUPPORT, MOISTURE SEPARATOR
23	95919114	1	ELBOW	48A	39133152	2	SCREW
24	39805346	1	TUBE, WATER VALVE TO AFTERCOOLER INLET	48B	95929071	2	WASHER
25	39482757	1	VALVE, WATER SHUTOFF SOLENOID	49	54423280	1	ADAPTER, MOISTURE SEPARATOR TO TRAP
25A	39479555	1	CONNECTOR, CONDUIT	50	54421698	1	TRAP, MOISTURE SEPARATOR
26	39483060	1	TUBE, BASE IN TO WATER VALVE INLET	51	39137518	X	TUBING
27	95928255	1	PLUG	52	39137534	2	ELBOW
28	39483201	1	TUBE, OILCOOLER TO THERMO VALVE PORT "C"				
29	39481486	1	CONNECTOR - 350 HP UNITS				
	39128632	1	CONNECTOR - 400-500 HP UNITS				

NOTES:

1. STANDARD FASTENERS SUCH AS NUTS, BOLTS, AND SCREWS ARE LISTED AS SUB-ITEMS (EXAMPLE: 5A).
2. X - ORDER NUMBER OF INCHES REQUIRED.
3. XXXXXXXX FURNISH MOTOR PART NO. (STAMPED ON NAMEPLATE) WHEN ORDERING REPLACEMENT.

54454640
REV A



350-500 HP WATERCOOLED ASSEMBLY OPTIONS - 90°

90° WATERCOOLED WITH CONTROL VALVE

REF. NO.	PART NUMBER	QTY.	DESCRIPTION
1	39482872	1	PLATE, COUPLING
2	95937561	6	CONNECTOR
3	39483060	1	TUBE, BASE IN TO WATER VALVE INLET
4	39482757	1	VALVE, WATER SHUTOFF SOLENOID
4A	39479555	1	CONNECTOR, ELECTRICAL
5	95937678	1	ELBOW
6	39805346	1	TUBE, AFTERCOOLER TO SOLENOID
7	39805338	1	TUBE, OILCOOLER TO AFTERCOOLER
8	95919114	1	ELBOW
9	39836440	1	TUBE, OILCOOLER TO VALVE
10	39483011	2	FLANGE
10A	95171864	8	BOLT
10B	95923355	8	NUT
11	95083556	2	GASKET, FLANGE
12	39185053	1	VALVE, PENN FLANGE
13	39836432	1	TUBE, CONNECTOR TO BASE OUT

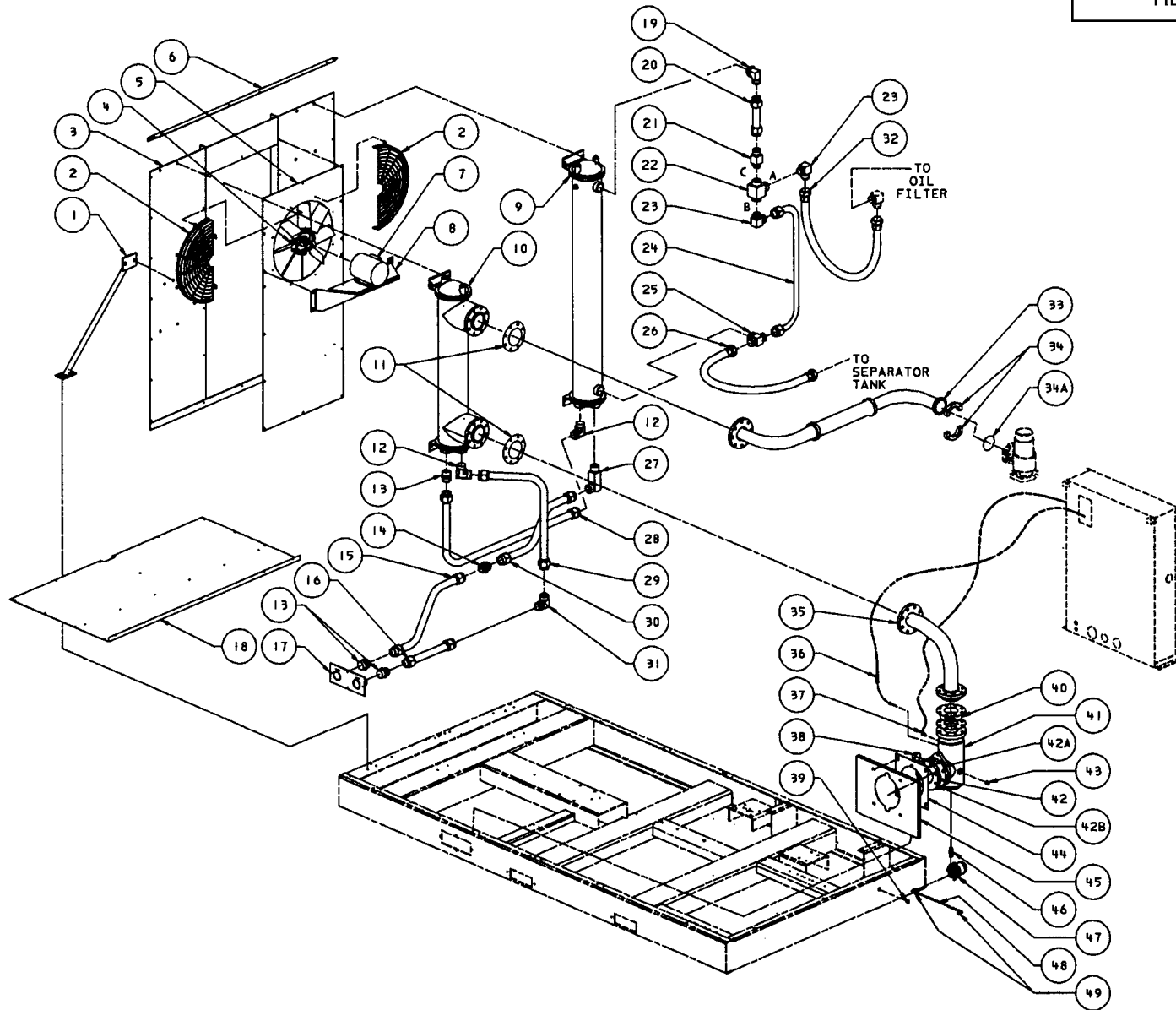
90° WATERCOOLED NO AFTERCOOLER

REF. NO.	PART NUMBER	QTY.	DESCRIPTION
1	39482872	1	PLATE, COUPLING
2	95937561	3	CONNECTOR
3	39483060	1	TUBE, BASE IN TO WATER VALVE INLET
4	39482757	1	VALVE, WATER SHUTOFF SOLENOID
4A	39479555	1	CONNECTOR, ELECTRICAL
5	95937678	2	ELBOW
6	39810296	1	TUBE, WATER IN
7	95919114	1	ELBOW
8	39836457	1	TUBE, OILCOOLER WATER OUT
9	95494019	1	UNION
10	39836432	1	TUBE, CONNECTOR TO BASE OUT

90° WATERCOOLED NO AFTERCOOLER WITH CONTROL VALVE

REF. NO.	PART NUMBER	QTY.	DESCRIPTION
11	39836440	1	TUBE, OILCOOLER TO VALVE
12	95937561	2	CONNECTOR
13	39483011	2	FLANGE
13A	95171864	8	BOLT
13B	95923355	8	NUT
14	95083556	2	GASKET, FLANGE
15	39185053	1	VALVE, PENN

54454665
REV A



350-500 HP WATERCOOLED ASSEMBLY - STAINLESS STEEL

REF. NO.	PART NUMBER	QTY.	DESCRIPTION	REF. NO.	PART NUMBER	QTY.	DESCRIPTION
1	39812946	2	BASE, COOLER SUPPORT	27	95919114	1	ELBOW
1A	39116330	8	BOLT	28	39847983	1	TUBE, AFTERCOOLER - OILCOOLER
1B	39116348	8	NUT	29	39847975	1	TUBE, WATER IN - AFTERCOOLER
2	54376678	2	GUARD, FAN	30	39847991	1	TUBE, OILCOOLER - WATER OUT
2A	39133152	8	SCREW	31	95944369	1	ELBOW
3	39804752	1	SUPPORT, COOLER	32	39572367	1	HOSE, SEPARATOR TANK TO COOLER MANIFOLD
3A	39178678	4	SCREW	33	39825666	1	TUBE, MPCV TO AFTERCOOLER
4	39197835	1	FAN, 24" 8 BLADE	33A	39185442	16	BOLT
5	54380316	1	SUPPORT, ORIFICE	33B	95929188	16	LOCKWASHER
5A	39133145	15	SCREW	34	39481593	2	FLANGE, 4-BOLT SPLIT
6	39804786	1	ANGLE, UPPER	34A	95060018	1	O-RING
7	xxx	1	MOTOR, FAN	34B	39185442	4	BOLT
7A	39130828	4	BOLT	34C	95929188	4	LOCKWASHER
7B	39128558	4	NUT	35	39929666	1	TUBE, AFTERCOOLER TO MOISTURE SEPARATOR
8	54376660	1	SUPPORT, FAN MOTOR	35A	95930723	8	BOLT
8A	39178678	4	SCREW	36	39560628	1	SENSOR, TEMPERATURE
9	xxxxxxx	1	OILCOOLER	36A	39404157	1	O-RING
9A	39128509	4	SCREW	37	39155478	1	ELBOW
9B	39116348	4	NUT	38	95941811	1	PLUG
10	xxxxxxx	1	AFTERCOOLER	39	95928255	1	PLUG
10A	39128509	4	SCREW	40	39891171	1	ELEMENT, MOISTURE SEPARATOR
10B	39116348	4	NUT	40A	39487434	2	GASKET, 3.50 INTERSTAGE
11	39452362	5	GASKET, FLANGE	40B	95934519	8	BOLT
12	95944344	2	ELBOW	40C	95929188	8	LOCKWASHER
13	95944351	3	CONNECTOR	41	39928007	1	SHELL, MOISTURE SEPARATOR
14	95277802	1	UNION	42	54393996	1	TUBE, SEPARATOR OUTLET
15	39848007	1	TUBE, WATER OUT	42A	39925532	1	GASKET
16	39847967	1	TUBE, WATER IN	42B	95823365	3	SCREW
17	39306493	1	PLATE, COUPLING	43	95387361	1	PLUG
17A	39133152	4	SCREW	44	39929559	1	PLATE, MOISTURE SEPARATOR
18	39821822	1	PLATE, EXHAUST BOTTOM	44A	39128483	4	SCREW
18A	39133145	14	SCREW	44B	39128566	4	NUT
19	39140512	1	ELBOW	44C	95916771	2	SCREW
20	39483201	1	TUBE, OILCOOLER TO THERMO VALVE	45	39929278	1	SUPPORT, MOISTURE SEPARATOR
21	39481486	1	CONNECTOR - 350 HP UNITS	45A	39133152	2	SCREW
	39128632	1	CONNECTOR - 400-500 HP UNITS	45B	95929071	2	WASHER
22	39481429	1	VALVE, THERMO - 350 HP UNITS	46	54423280	1	ADAPTER, MOISTURE SEPARATOR TO TRAP
	39437652	1	ELEMENT, THERMO VALVE - 350 HP UNITS	47	54421698	1	TRAP, MOISTURE SEPARATOR
	95022034	1	O-RING, BODY - 350 HP UNITS	48	39137518	x	TUBING
	95022257	1	O-RING, ELEMENT - 350 HP UNITS	49	39137534	2	ELBOW
22	39834684	1	VALVE, THERMO VALVE - 400-500 HP UNITS				
	39207402	1	ELEMENT, THERMO VALVE -400-500 HP UNITS				
23	39481460	2	ELBOW - 350 HP UNITS				
	39140512	2	ELBOW - 400-500 HP UNITS				
24	39805494	1	TUBE, THERMO VALVE PORT "B" TO OILCOOLER INLET - 350 HP UNITS				
	39878467	1	TUBE, THERMO VALVE PORT "B" TO OILCOOLER INLET - 400-500 HP UNITS				
25	95943023	1	TEE				
26	39572334	1	HOSE - PORT "A" TO OIL FILTER				

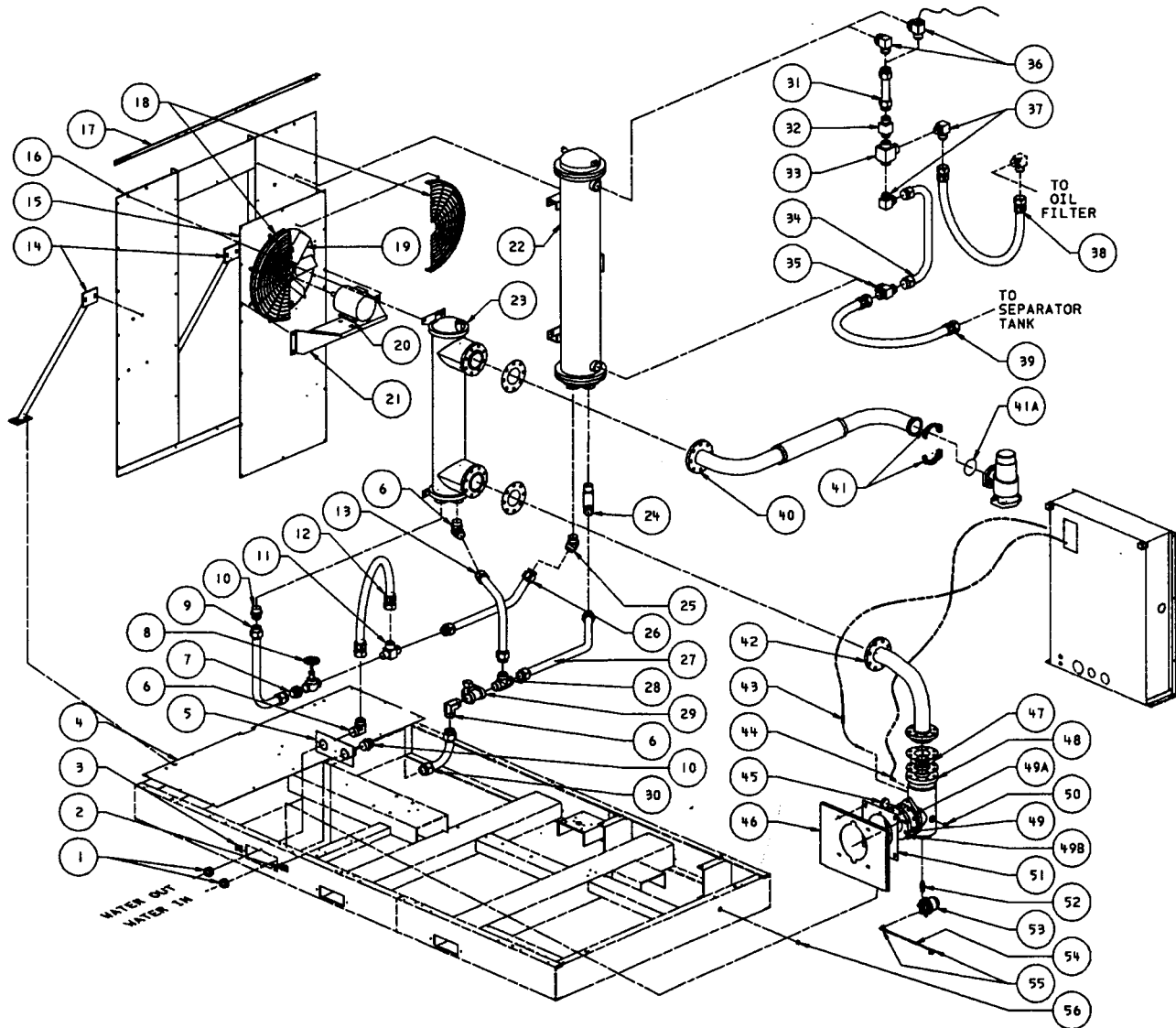
NOTE:

STANDARD FASTENERS SUCH AS NUTS, BOLTS AND SCREWS ARE LISTED AS SUB-ITEMS (EXAMPLE: 35A).

X - ORDER PER NUMBER OF INCHES REQUIRED.

XXX - FURNISH MOTOR PART NO. (STAMPED ON MOTOR NAMEPLATE) WHEN ORDERING REPLACEMENT.

54460506
REV A

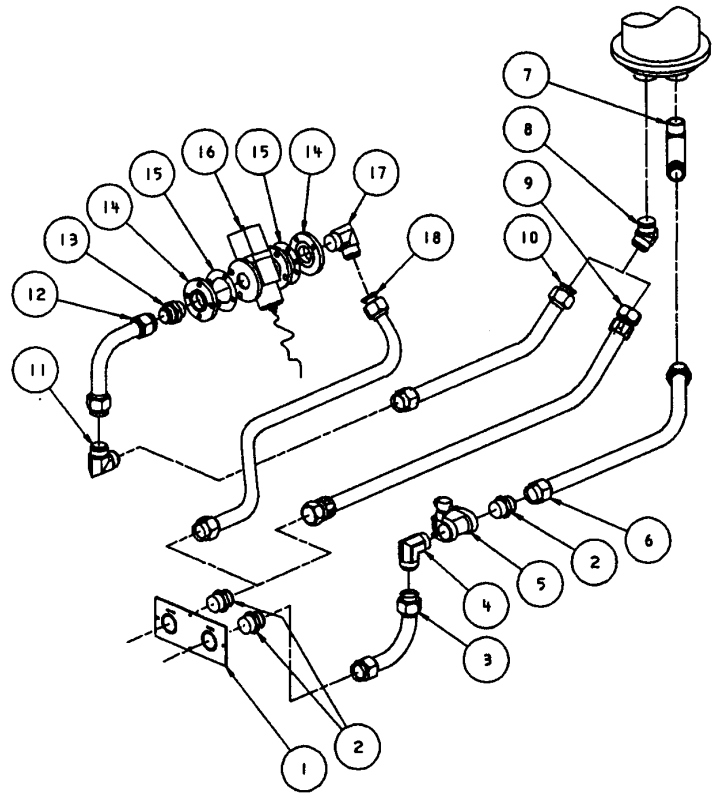
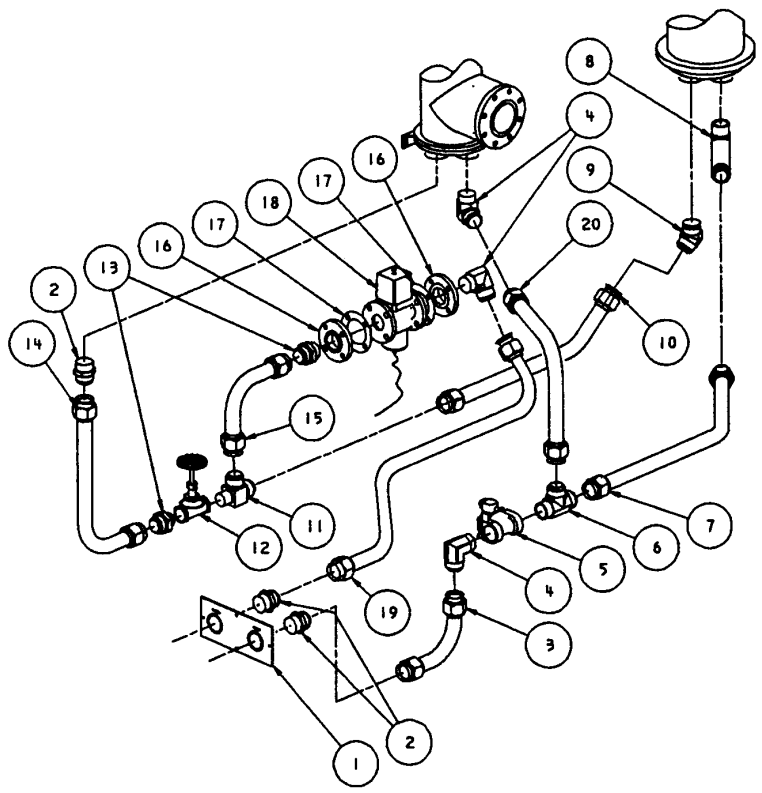


350-500 HP WATERCOOLED ASSEMBLY - 115°

REF. NO.	PART NUMBER	QTY.	DESCRIPTION	REF. NO.	PART NUMBER	QTY.	DESCRIPTION
1	95033627	2	PLUG	33	39834684	1	VALVE, THERMO - 400-500 HP UNITS
2	39541339	1	DECAL, WATER IN		39207402	1	ELEMENT - THERMO VALVE - 400-500 HP UNITS
	39569058	1	DECAL, WATER IN (SPANISH)	34	39805486	1	TUBE, THERMO VALVE PORT "B" TO OILCOOLER INLET - 350 HP UNITS
	39854898	1	DECAL, WATER IN (PORTUGUESE)		39878475	1	TUBE, THERMO VALVE PORT "B" TO OILCOOLER INLET - 400-500 HP UNITS
3	39541321	1	DECAL, WATER OUT	35	95943023	1	TEE
	39569066	1	DECAL, WATER OUT (SPANISH)	36	39140512	1	ELBOW
	39854914	1	DECAL, WATER OUT (PORTUGUESE)		39483086	1	ELBOW (UNIT WITH CONTROL VALVE ONLY)
4	39804778	1	PLATE, EXHAUST	37	39481460	2	ELBOW - 350 HP UNITS
4A	39133145	1	SCREW		39140512	2	ELBOW - 400-500 HP UNITS
5	39482872	1	PLATE, COUPLING	38	39572334	1	HOSE, PORT "A" TO OIL FILTER
5A	39133152	4	SCREW	39	39572367	1	HOSE, TANK TO COOLER MANFOLD
6	95937678	3	ELBOW	40	39825666	1	PIPE, MPCV TO AFTERCOOLER
7	95956249	1	CONNECTOR	40A	95171864	16	SCREW
8	95067211	1	VALVE, GLOBE	40B	95929188	16	WASHER
9	39805379	1	TUBE, AFTERCOOLER OUTLET TO GLOBE VALVE	40C	39452362	5	GASKET
10	95937561	2	CONNECTOR	41	39481593	2	FLANGE, 4-BOLT SPLIT
11	39482997	1	TEE	41A	95060018	1	O-RING
12	39572367	1	HOSE, TEE-GLOBE VALVE TO BASE OUT	41B	39185442	4	BOLT
13	39836531	1	TUBE, TEE TO AFTERCOOLER INLET	41C	95929188	4	WASHER
14	39812946	2	BRACE, WATERCOOLER SUPPORT	42	39929666	1	TUBE, AFTERCOOLER TO MOISTURE SEPARATI
14A	39116330	8	BOLT	42A	95930723	8	BOLT
14B	39116348	8	NUT	42B	39452362	1	GASKET
15	54380316	1	SUPPORT, ORIFICE	43	39560628	1	SENSOR, TEMPERATURE
15A	39133145	15	SCREW	43A	39404157	1	O-RING
16	39804752	1	SUPPORT, COOLER	44	39155478	1	ELBOW
16A	39178678	4	SCREW	45	95941811	1	PLUG
17	39804786	1	ANGLE, UPPER	46	39929278	1	SUPPORT, MOISTURE SEPARATOR
18	54376678	2	GUARD, FAN	46A	39133152	2	SCREW
18A	39133152	10	SCREW	46B	95929071	2	WASHER
19	39197835	1	FAN, 24", 8 BLADE (60 HZ)	47	39891171	1	ELEMENT, MOISTURE SEPARATOR
	39262811	1	FAN, 24", 10 BLADE (50 HZ)	47A	39487434	2	GASKET, 3.50 INTERSTAGE
20	xxxxxxx	1	MOTOR, FAN (SEE NOTE 3)	47B	95934519	8	BOLT
20A	39130828	4	SCREW	47C	95929188	8	LOCKWASHER
20B	39128558	4	NUT	48	39928007	1	SHELL, MOISTURE SEPARATOR
21	54376660	1	SUPPORT, FAN MOTOR	49	54393996	1	TUBE, SEPARATOR OUTLET
21A	39178678	4	SCREW	49A	39925532	1	GASKET
22	39801576	1	OILCOOLER	49B	95823365	3	SCREW
22A	39128509	4	SCREW	50	95387361	1	PLUG
22B	39116348	4	NUT	51	39929559	1	PLATE, MOISTURE SEPARATOR
23	39801584	1	AFTERCOOLER	51A	39128483	4	SCREW
23A	39128509	4	SCREW	51B	39128566	4	NUT
23B	39116348	4	NUT	51C	95916771	2	SCREW
24	95919114	1	ELBOW	52	54423280	1	ADAPTER, MOISTURE SEPARATOR TO TRAP
25	95946190	1	ELBOW, 45°	53	54421698	1	TRAP, MOISTURE SEPARATOR
26	39805460	1	TUBE, OILCOOLER OUT TO TEE	54	39137518	x	TUBING
27	39836549	1	TUBE, TEE TO OILCOOLER INLET	55	39137534	2	ELBOW
28	95645123	1	TEE	56	95928255	1	PLUG
29	39482757	1	VALVE, WATER SHUTOFF SOLENOID				
29A	39479555	1	CONNECTOR, DIN				
30	39836515	1	TUBE, BASE IN TO WATER VALVE INLET				
31	39483201	1	TUBE, OILCOOLER OUTLET TO THERMO VALVE PORT C				
32	39481486	1	ADAPTER - 350 HP UNITS				
	39128632	1	ADAPTER - 400-500 HP UNITS				
33	39481429	1	VALVE, THERMO -350 HP UNITS				
	39437652	1	ELEMENT, THERMO VALVE - 350 HP UNITS				
	95022034	1	O-RING, BODY - 350 HP UNITS				
	95022257	1	O-RING, ELEMENT - 350 HP UNITS				

NOTES:
 1. STANDARD FASTENERS SUCH AS NUTS, BOLTS AND SCREWS ARE LISTED AS SUB-ITEMS (EX PLE: 22A).
 2. X - ORDER PER NUMBER OF INCHES REQUIRED.
 3. XXXXXXXX - FURNISH MOTOR PART NO. (STAMPED ON MOTOR NAMEPLATE) WHEN ORDERING REPLACEMENT.

54460506
REV A



350-500 HP WATERCOOLED ASSEMBLY OPTIONS - 115°

115° WATERCOOLED WITH CONTROL VALVE

REF. NO.	PART NUMBER	QTY.	DESCRIPTION
1	39482872	1	PLATE, COUPLING
1A	39133152	4	SCREW
2	95937561	3	CONNECTOR
3	39836515	1	TUBE, SOLENOID VALVE INLET
4	95937678	3	ELBOW
5	39482757	1	VALVE, WATER SHUTOFF SOLENOID
6	95645123	1	TEE
7	39836549	1	TUBE, WATER IN - OILCOOLER
8	95919114	1	ELBOW
9	95946190	1	ELBOW, 45°
10	39805460	1	TUBE, OILCOOLER - WATER OUT
11	39482997	1	TEE
12	95067211	1	VALVE, GLOBE
13	95357737	2	CONNECTOR
14	39805379	1	TUBE, WATER OUT - AFTERCOOLER
15	39805429	1	TUBE, GLOBE VALVE
16	39483011	2	FLANGE
17	95083556	2	GASKET
18	39185053	1	VALVE, CONTROL
19	39836598	1	TUBE, WATER OUT
20	39836531	1	TUBE, WATER IN - AFTERCOOLER

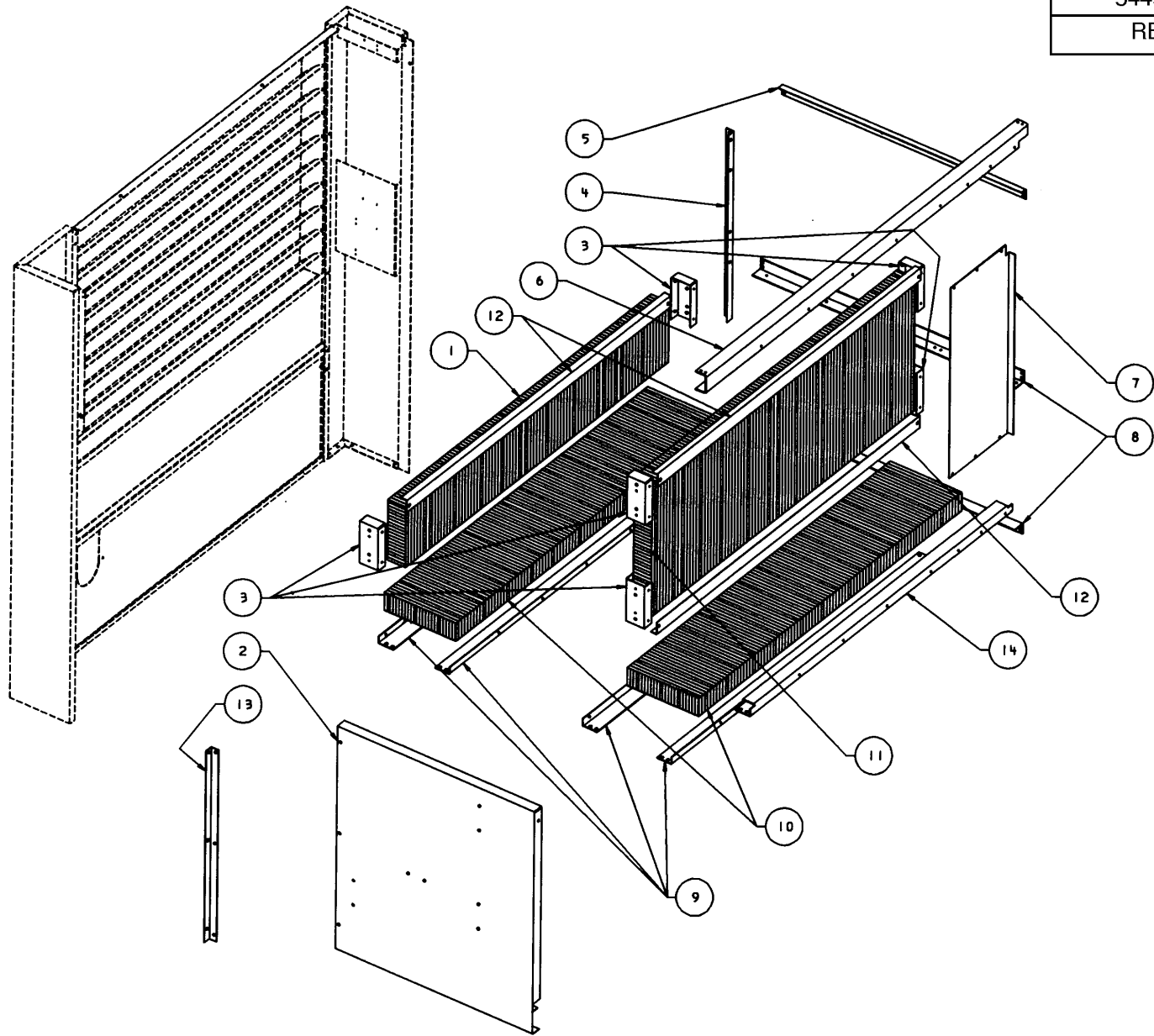
115° WATERCOOLED NO AFTERCOOLER

REF. NO.	PART NUMBER	QTY.	DESCRIPTION
1	39482872	1	PLATE, COUPLING
1A	39133152	4	SCREW
2	95937561	3	CONNECTOR
3	39836515	1	TUBE, SOLENOID VALVE INLET
4	95937678	1	ELBOW
5	39482757	1	VALVE, WATER SHUTOFF SOLENOID
6	39836523	1	TUBE, OILCOOLER - WATER IN
7	95919114	1	ELBOW
8	95946190	1	ELBOW, 45°
9	39572466	1	HOSE, OILCOOLER OUT TO WATER OUT

115° WATERCOOLED NO AFTERCOOLER WITH CONTROL VALVE

REF. NO.	PART NUMBER	QTY.	DESCRIPTION
10	39805460	1	TUBE, OILCOOLER OUT
11	39119219	1	ELBOW
12	39805429	1	TUBE, GLOBE VALVE
13	95357737	1	CONNECTOR
14	39483011	2	FLANGE
15	95083556	2	GASKET
16	39185053	1	VALVE, CONTROL
17	95937678	1	ELBOW
18	39836598	1	TUBE, WATER OUT

54454574
REV A



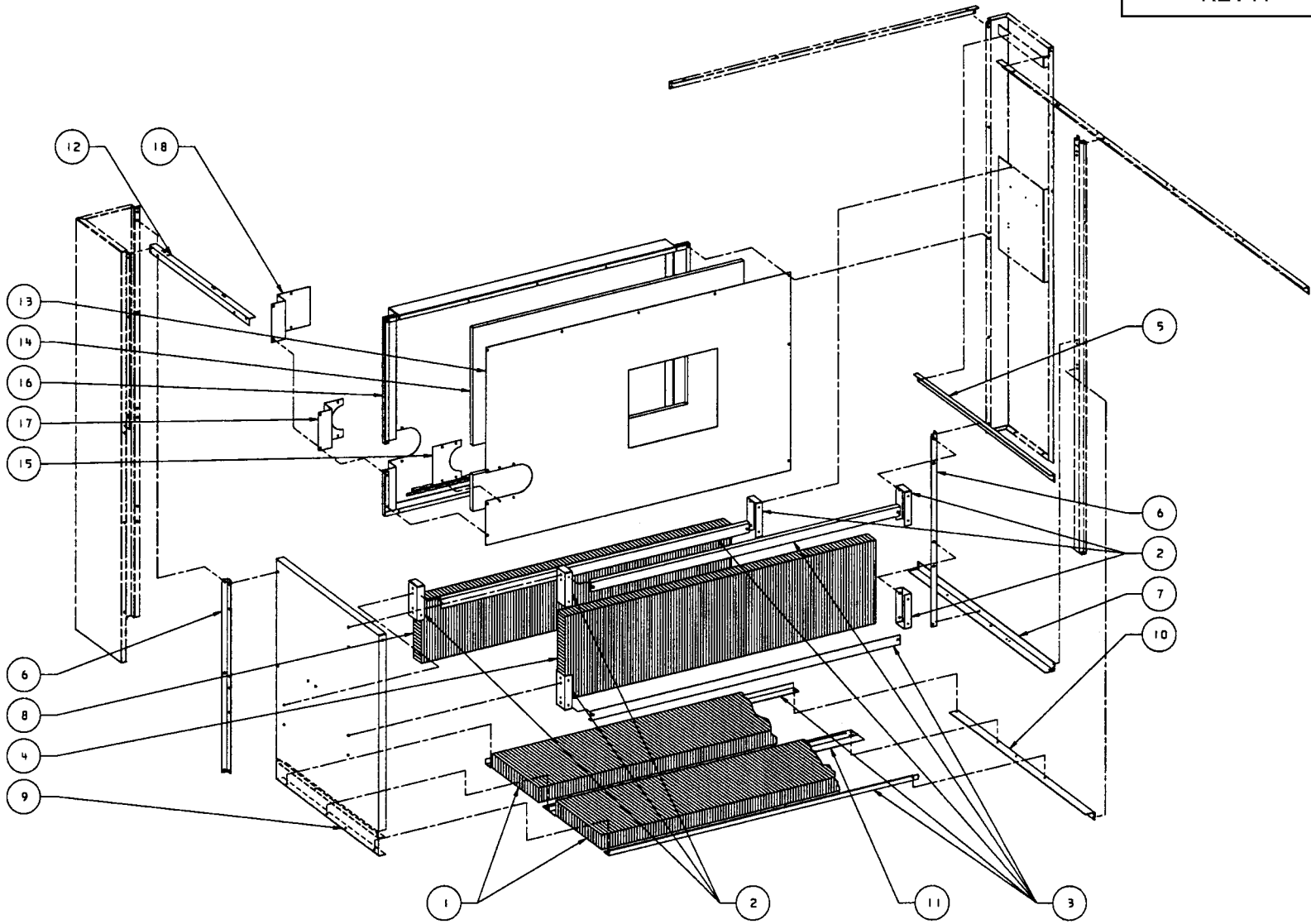
250-300 HP AIRCOOLED INTAKE ASSEMBLY

REF. NO.	PART NUMBER	QTY.	DESCRIPTION
1	39804471	1	BATT, INTAKE FRONT
2	39803390	1	WALL, SILENCER
2A	39133145	3	SCREW
3	39798616	6	RETAINER, BATT
3A	39133145	12	SCREW
4	39803796	1	ANGLE, SUPPORT BATT
4A	39133145	2	SCREW
5	39803804	1	SUPPORT, ANGLE BATT
5A	39133145	2	SCREW
6	39865449	1	ANGLE, AFTERCOOLER UPPER
6A	39133145	4	SCREW
7	39865472	1	PLATE, AFTERCOOLER BY-PASS
7A	39133145	4	SCREW
8	39865464	2	ANGLE, AFTERCOOLER SUPPORT REAR
8A	39133145	8	SCREW
9	39803655	4	ANGLE, AFTERCOOLER BOTTOM
9A	39133145	11	SCREW
10	39804463	2	BATT, INTAKE BOTTOM
11	39803762	1	BATT, LARGE INTAKE
12	39803754	3	BRACE, BATT
12A	39133145	6	SCREW
13	39803697	1	SUPPORT, BATT
13A	39133145	2	SCREW
14	39865456	1	ANGLE, AFTERCOOLER LOWER
14A	39133145	4	SCREW

NOTE:

STANDARD FASTENERS SUCH AS NUTS, BOLTS, AND SCREWS ARE LISTED AS SUB-ITEMS (EXAMPLE: 7A).

54363460
REV A



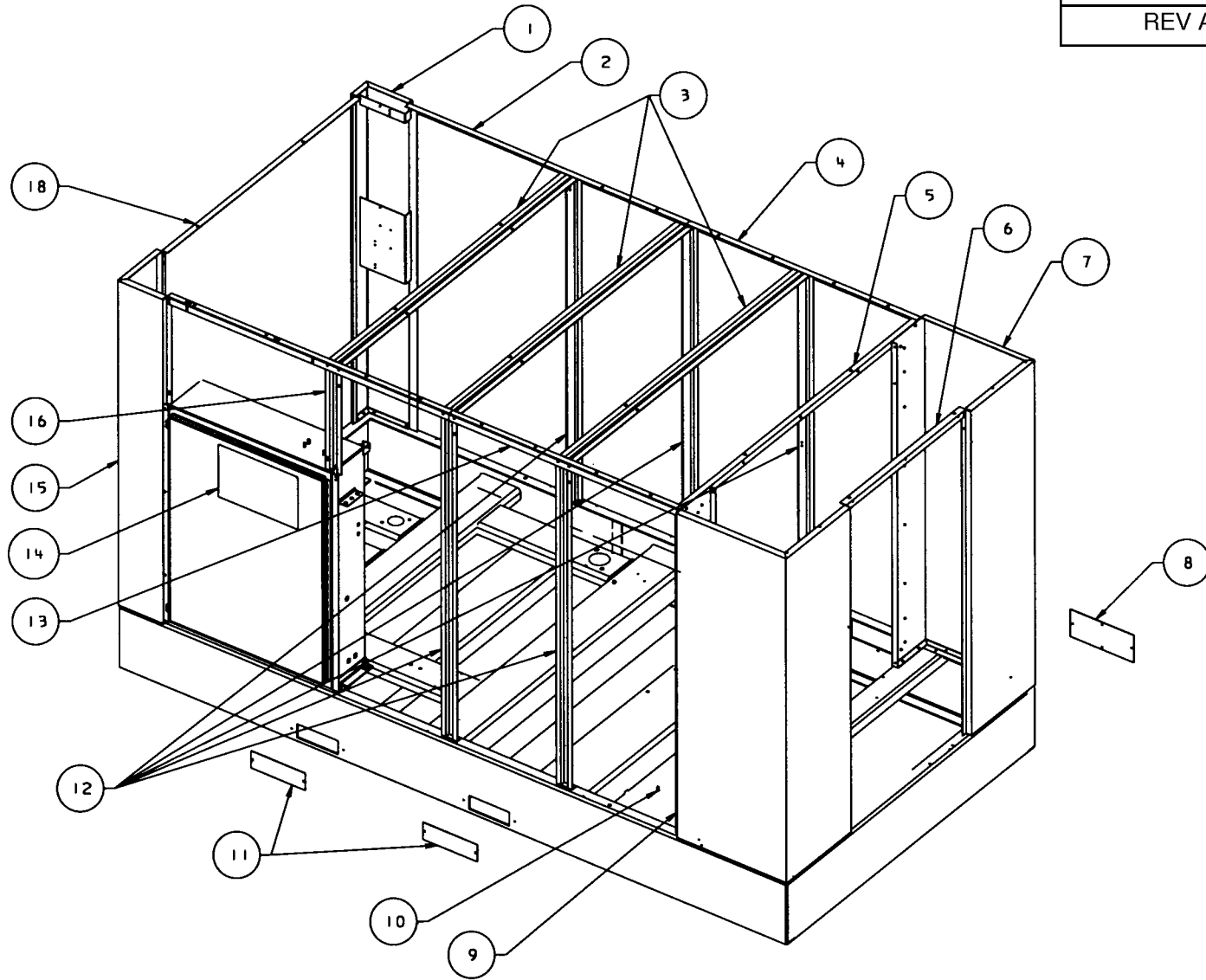
350-500 HP AIRCOOLED INTAKE ASSEMBLY

REF. NO.	PART NUMBER	QTY.	DESCRIPTION
1	39804729	2	BATT
2	39798616	6	RETAINER, BATT
2A	39133145	12	SCREW
3	39801659	5	BRACE, ANGLE BATT
3A	39133145	12	SCREW
4	39804711	1	BATT
5	39804067	1	SUPPORT, UPPER ANGLE
5A	39133145	5	SCREW
6	39801675	2	SUPPORT, ANGLE BATT
6A	39133145	4	SCREW
7	39801709	1	SUPPORT, ANGLE REAR
7A	39133145	4	SCREW
8	39804737	1	BATT
9	39801717	1	WALL, SILENCER
9A	39133145	3	SCREW
10	39812698	1	SUPPORT, AFTERCOOLER REAR BOTTOM
10A	39133145	4	SCREW
11	39859103	1	SUPPORT, ANGLE BATT
12	39812821	1	ANGLE, FRONT
13	39930623	1	PLATE, INTAKE
13A	39133145	3	SCREW
14	39930631	1	FOAM, INTAKE
15	39859087	1	COVER, INTAKE PLATE
15A	39133145	4	SCREW
16	39930615	1	PANEL, INTAKE
16A	39133145	6	SCREW
17	39859095	1	COVER, INTAKE PANEL AIRCOOLED (WITH AFTERCOOLER)
17A	39133145	6	SCREW
18	39860036	1	COVER, INTAKE PANEL AIRCOOLED (WITH OUT AFTERCOOLER)
18A	39133145	6	SCREW

NOTE:

STANDARD FASTENERS SUCH AS NUTS, BOLTS, AND SCREWS ARE LISTED AS SUB-ITEMS (EXAMPLE: 9A).

54398714
REV A



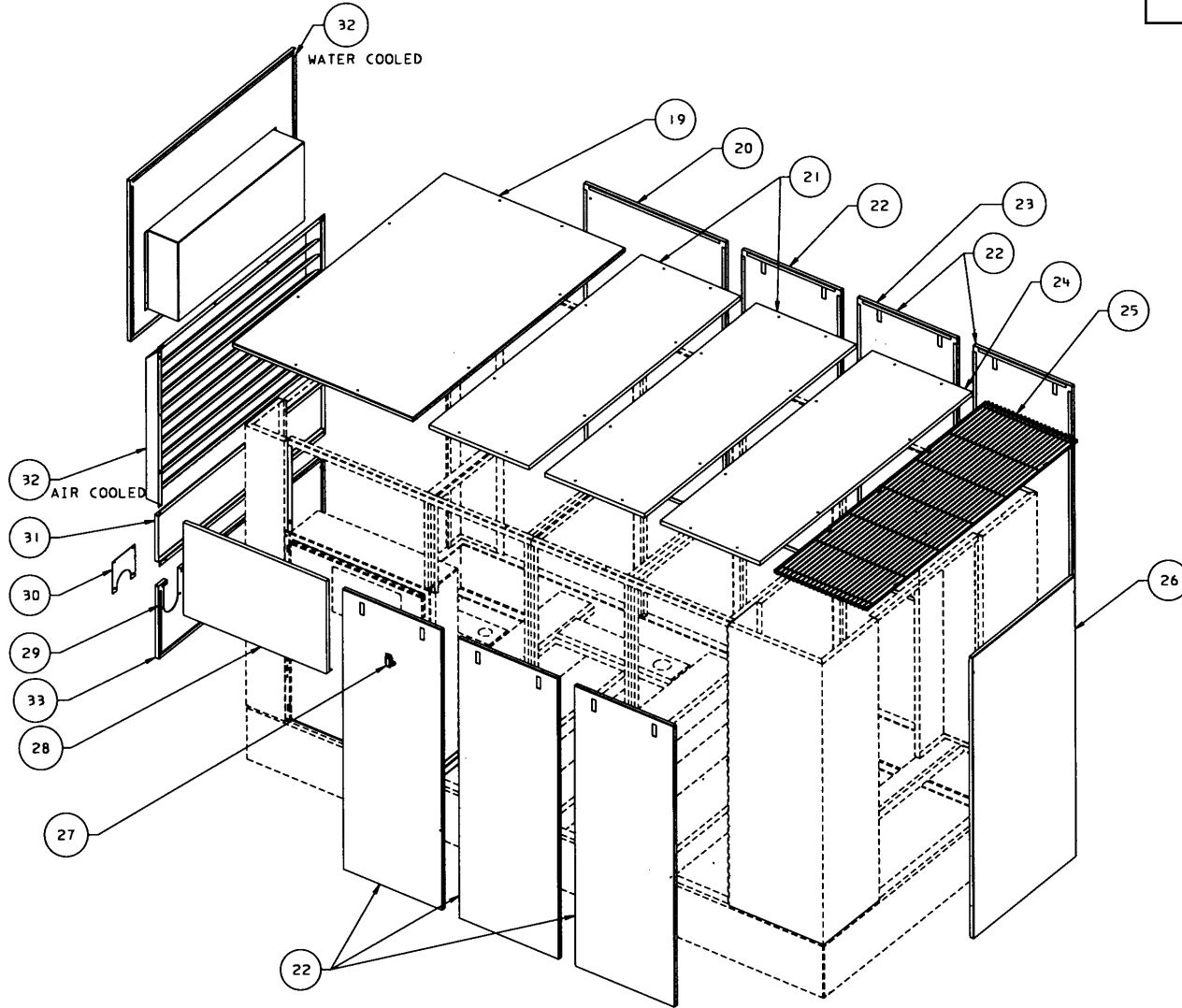
250-300 HP ENCLOSURE ASSEMBLY

REF. NO.	PART NUMBER	QTY.	DESCRIPTION
1	39803382	1	CORNER, LEFT REAR
1A	39133145	4	SCREW
2	39821541	1	ANGLE, REAR
2A	39133145	8	SCREW
3	39803721	3	SUPPORT, TOP
3A	39133145	12	SCREW
4	39814447	1	ANGLE, REAR
5	39803275	1	SUPPORT, TOP RIGHT END
6	39803267	1	ANGLE, RIGHT END
7	39803259	1	CORNER, RIGHT END REAR
7A	39803846	1	FOAM, RIGHT END
7B	39803838	1	FOAM, REAR SIDE
7C	39133145	4	SCREW
8	39482864	1	PLATE, COVER (AIRCOOLED ONLY)
8A	39133152	4	SCREW
9	39803168	1	CORNER, RIGHT END FRONT
9A	39803846	1	FOAM, RIGHT END
9B	39803838	1	FOAM, FRONT SIDE
9C	39133145	4	SCREW
10	39138490	18	PIN, LOCATOR
11	39495981	4	COVER, FORKLIFT
11A	39133145	8	SCREW
12	39803341	5	SUPPORT, VERTICAL
12A	39133145	10	SCREW
13	39814439	1	ANGLE, FRONT
14	39928676	1	STARTER/INTELLISYS ENCLOSURE (NEMA 1)
	39928684	1	STARTER/INTELLISYS ENCLOSURE (NEMA 4)
14A	39178678	4	SCREW
15	39803374	1	CORNER, LEFT FRONT
15A	39133145	5	SCREW
16	39803358	1	SUPPORT, SHORT
16A	39133145	2	SCREW
17	39821558	1	ANGLE, FRONT
17A	39133145	8	SCREW
18	39803671	1	ANGLE, LEFT END
18A	39133145	4	SCREW

NOTE:

FOAM AND STANDARD FASTENERS SUCH AS NUTS, BOLTS, AND SCREWS ARE LISTED AS SUB-ITEMS (EXAMPLE: 1A).

54398714
REV A



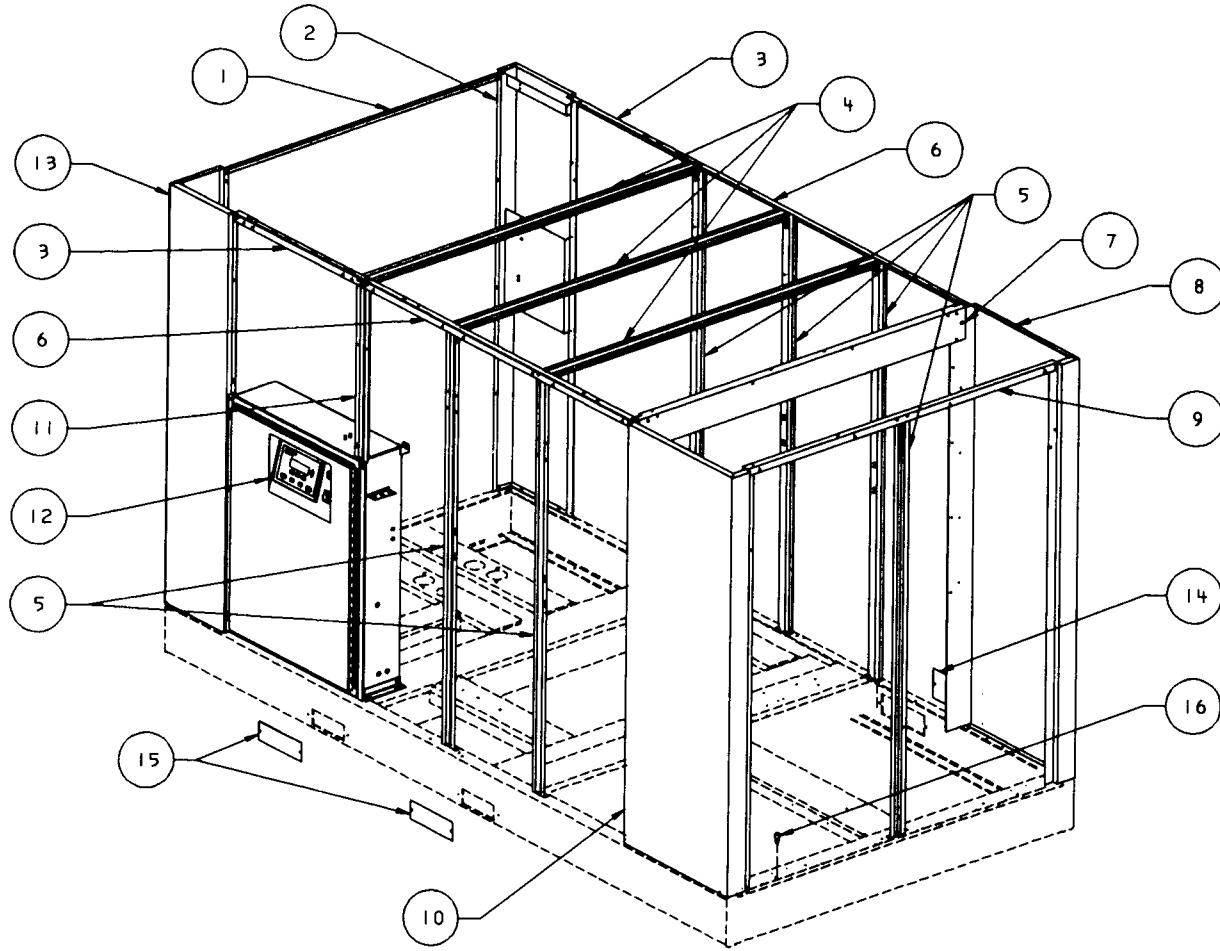
250-300 HP ENCLOSURE ASSEMBLY

REF. NO.	PART NUMBER	QTY.	DESCRIPTION
19	39802913	1	PANEL, TOP LEFT
19A	39804406	1	FOAM, PANEL - TOP LEFT
19B	39142690	8	SCREW
19C	39256452	8	RECEPTACLE, CLIP ON
20	39803366	1	PANEL, LEFT REAR
20A	39804356	1	FOAM
20B	39142690	2	SCREW
20C	39256452	2	RECEPTACLE, CLIP ON
21	39802707	2	PANEL, TOP CENTER
21A	39804398	2	FOAM
21B	39142690	16	SCREW
21C	35256452	16	RECEPTACLE, CLIP ON
22	39802871	6	PANEL, COMMON (5 REQUIRED ON WATERCOOLED)
22A	39803770	6	FOAM (5 REQUIRED ON WATERCOOLED)
23	39929815	1	PANEL, REAR (WATERCOOLED ONLY)
23A	39930169	1	FOAM, REAR PANEL (WATERCOOLED ONLY)
24	39802905	1	PANEL, TOP RIGHT
24A	39804398	1	FOAM
24B	39142690	8	SCREW
24C	35256452	8	RECEPTACLE, CLIP ON
25	39803192	1	GRILL, EXHAUST
25A	39133152	8	SCREW
25B	95929071	8	WASHER
26	39803226	1	PANEL, RIGHT END
26A	39803788	1	FOAM
26B	39142690	2	SCREW
26C	35256452	2	RECEPTACLE, CLIP ON
27	39133954	12	LATCH, DOOR
28	39803739	1	PANEL, UPPER FRONT
28A	39804364	1	FOAM
28B	39133145	4	SCREW
28C	35256452	2	RECEPTACLE, CLIP ON
29	39929971	1	PANEL, AIR DISCHARGE, LOWER (AIRCOOLED ONLY)
29A	39930151	1	FOAM (AIRCOOLED ONLY)
29B	39142690	2	SCREW
29C	35256452	2	RECEPTACLE, CLIP ON
30	39930045	1	PLATE, AIR DISCHARGE PANEL (AIRCOOLED ONLY)
30A	39133145	4	SCREW
31	39807367	1	PANEL, LEFT END, UPPER
31A	39807474	1	FOAM
31B	39133145	4	SCREW
31C	35256452	2	RECEPTACLE, CLIP ON
32	39803234	1	LOUVER - AIRCOOLED
	54400296	1	PANEL, WATERCOOLED INTAKE
32A	39133152	8	SCREW
33	39803747	1	PANEL, LEFT END - LOWER (WATERCOOLED ONLY)
33A	39804372	1	FOAM, LEFT END PANEL (WATERCOOLED ONLY)

NOTE:

FOAM AND STANDARD FASTENERS SUCH AS NUTS, BOLTS AND SCREWS ARE LISTED AS SUB-ITEMS (EXAMPLE: 31B)

54454129
REV A



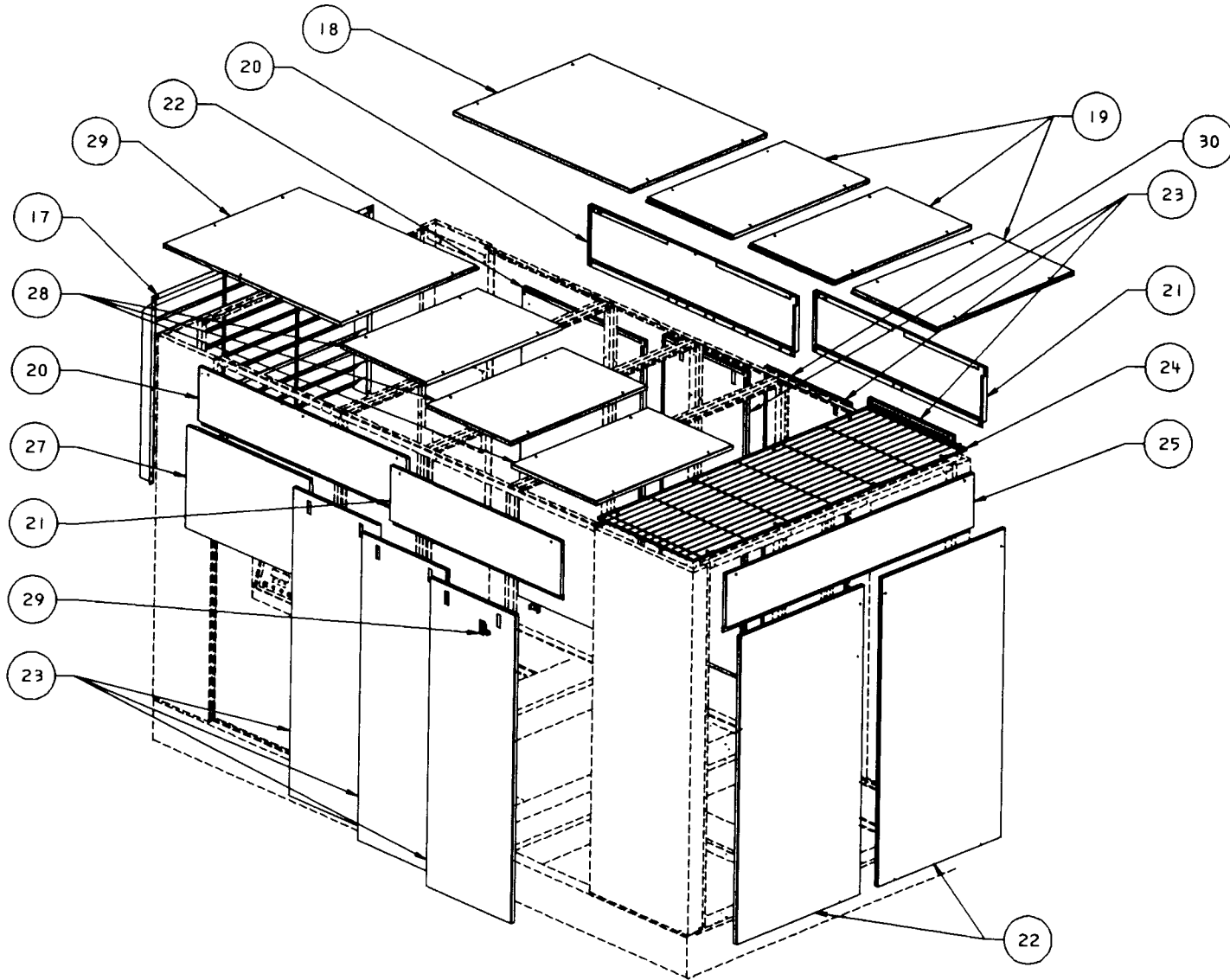
350-500 HP ENCLOSURE ASSEMBLY

REF. NO.	PART NUMBER	QTY.	DESCRIPTION
1	39803887	1	ANGLE, LEFT END
1A	39133145	4	SCREW
2	39803937	1	CORNER, LEFT REAR
2A	39133145	4	SCREW
3	39812821	2	ANGLE, LEFT FRONT, RIGHT REAR
3A	39833145	16	SCREW
4	39804620	3	SUPPORT, TOP
4A	39133145	12	SCREW
5	39803945	6	SUPPORT, VERTICAL
5A	39133145	12	SCREW
6	39810593	2	ANGLE, RIGHT FRONT, LEFT REAR
6A	39133145	8	SCREW
7	39804026	1	ANGLE, UPPER
7A	39133145	6	SCREW
8	39803986	1	CORNER, RIGHT REAR
8A	39133145	8	SCREW
8B	39804661	1	FOAM, RIGHT CORNER
9	39803994	1	ANGLE, RIGHT END (EXHAUST)
9A	39133145	6	SCREW
10	39803978	1	CORNER, RIGHT FRONT
10A	39133145	8	SCREW
10B	39804661	1	FOAM, RIGHT CORNER
11	39804091	1	SUPPORT, SHORT
11A	39133145	2	SCREW
12	39882196	1	STARTER/INTELLISYS ENCLOSURE (NEMA 1)
	39882204	1	STARTER/INTELLISYS ENCLOSURE (NEMA 4)
12A	39178678	4	SCREW
13	39803929	1	CORNER, LEFT FRONT
13A	39133145	4	SCREW
14	39482864	1	COVER, (AIRCOOLED ONLY)
14A	39833152	4	SCREW
15	39495981	4	COVER, FORKLIFT
15A	39833145	16	SCREW
16	39138490	28	PIN, LOCATOR

NOTE:

FOAM AND STANDARD FASTENERS SUCH AS NUTS, BOLTS, AND SCREWS ARE LISTED AS SUB-ITEMS (EXAMPLE: 1A).

54454129
REV A



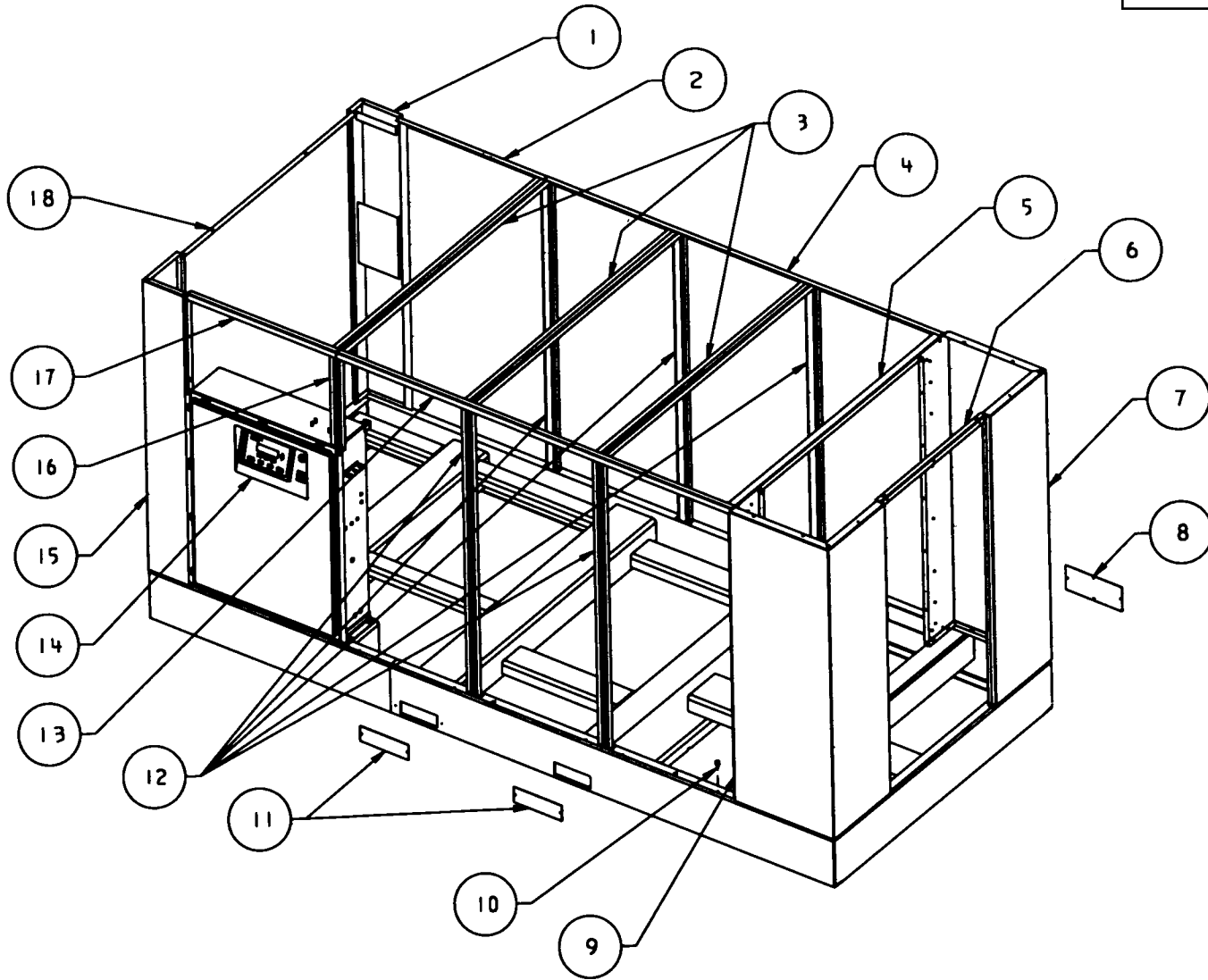
350-500 HP ENCLOSURE ASSEMBLY

REF. NO.	PART NUMBER	QTY.	DESCRIPTION	REF. NO.	PART NUMBER	QTY.	DESCRIPTION
17	39803895	1	LOUVER, AIRCOOLED INTAKE	24	39801634	1	GRILL, EXHAUST
	54399704	1	PANEL, WATERCOOLED INTAKE (NOT SHOWN)	24A	39133152	8	SCREW
17A	39133152	8	SCREW	24B	95929071	8	WASHER, FLAT
18	39804646	1	PANEL, TOP LEFT REAR	25	39804612	1	PANEL, STRIP RIGHT END
18A	39142690	5	SCREW	25A	39142690	4	SCREW
18B	35256452	5	RECEPTACLE, CLIP ON	25B	35256452	4	RECEPTACLE, CLIP ON
18C	39808209	2	FOAM, TOP LEFT	25C	39804695	1	FOAM, RIGHT END STRIP PANEL
19	39804109	3	PANEL, TOP REAR	26	39804638	1	PANEL, TOP LEFT FRONT
19A	39142690	12	SCREW	26A	39142690	5	SCREW
19B	35256452	12	RECEPTACLE, CLIP ON	26B	35256452	5	RECEPTACLE, CLIP ON
19C	39808191	3	FOAM, TOP FRONT/REAR	26C	39808209	2	FOAM, TOP LEFT
20	39810817	2	PANEL, STRIP FRONT/LEFT	27	39803739	1	PANEL, UPPER FRONT
20A	39133145	8	SCREW	27A	39133145	4	SCREW
20B	39142690	6	SCREW	27B	39804364	1	FOAM, UPPER FRONT
20C	35256452	6	RECEPTACLE, CLIP ON	28	39804117	3	PANEL, TOP FRONT
20D	39810916	2	FOAM, STRIP FRONT/LEFT	28A	39142690	12	SCREW
21	39810445	2	PANEL, STRIP FRONT/RIGHT	28B	35256452	12	RECEPTACLE, CLIP ON
21A	39133145	8	SCREW	28C	39804364	1	FOAM, UPPER FRONT
21B	39142690	4	SCREW	29	39133954	12	LATCH, DOOR
21C	35256452	4	RECEPTACLE, CLIP ON	30	39929260	1	PANEL, REAR WATERCOOLED
21D	39810908	2	FOAM, STRIP FRONT/RIGHT	30A	39930185	1	FOAM, REAR PANEL
22	39803366	3	PANEL, REAR/RIGHT END				
22A	39142690	6	SCREW				
22B	35256452	6	RECEPTACLE, CLIP ON				
22C	39804356	3	FOAM, REAR PANEL				
23	39802871	6	PANEL, COMMON (5 REQUIRED ON WATERCOOLED)				
23A	39142690	12	SCREW				
23B	35256452	12	RECEPTACLE, CLIP ON				
23C	39803770	6	FOAM, COMMON (5 REQUIRED ON WATERCOOLED)				

NOTE:

FOAM AND STANDARD FASTENERS SUCH AS NUTS, BOLTS, AND SCREWS ARE LISTED AS SUB-ITEMS (EXAMPLE: 17A).

54440037
REV A



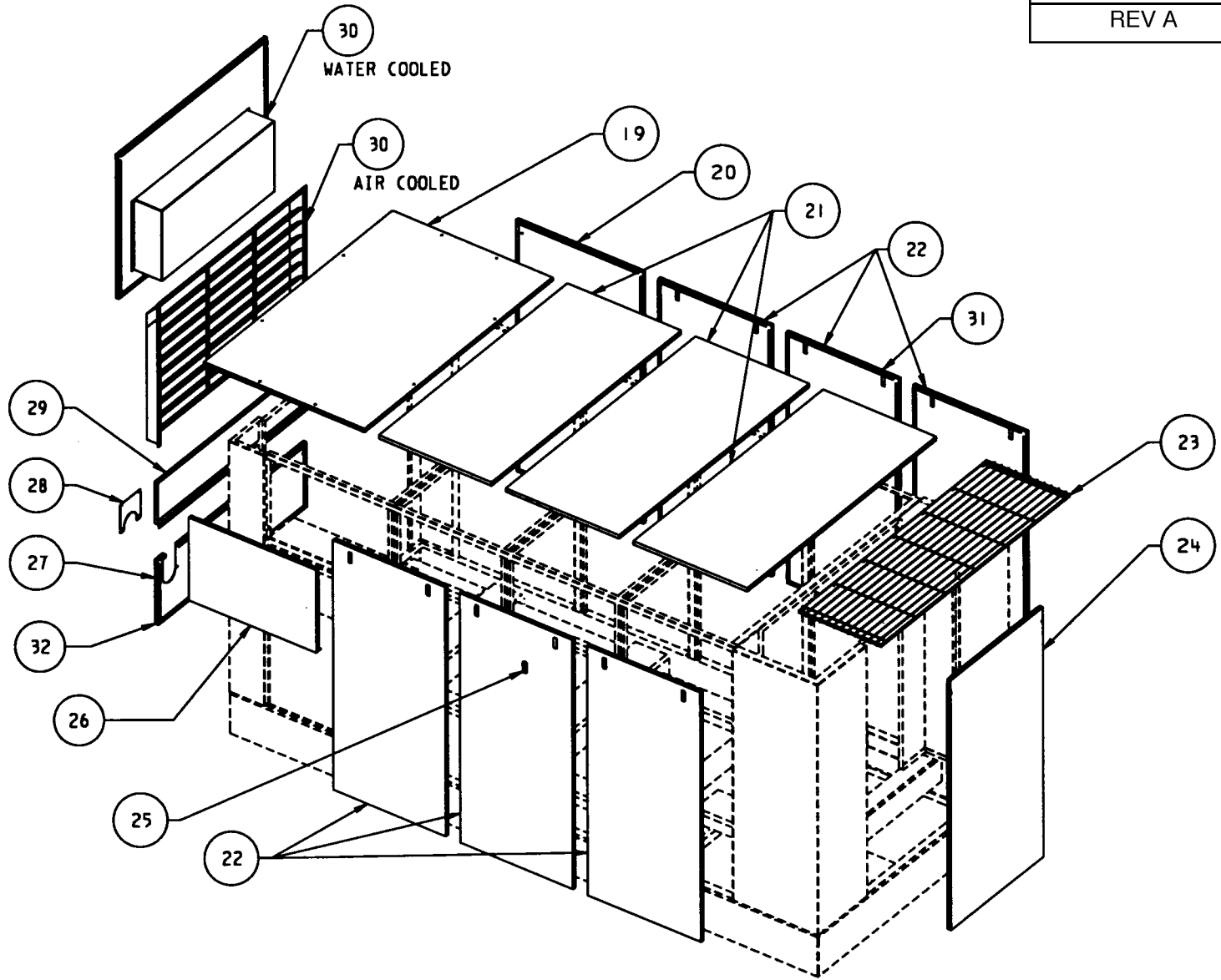
250-300 HP EXTENDED PACKAGE ENCLOSURE ASSEMBLY

REF. NO.	PART NUMBER	QTY.	DESCRIPTION
1	39803382	1	CORNER, LEFT REAR
1A	39133145	4	SCREW
2	39825955	1	ANGLE, REAR LEFT
2A	39133145	8	SCREW
3	39803721	3	SUPPORT, TOP
3A	39133145	12	SCREW
4	39825963	1	ANGLE, REAR RIGHT
5	39826102	1	SUPPORT, TOP RIGHT END
6	39803267	1	ANGLE, RIGHT END
7	39807680	1	CORNER, RIGHT REAR
7A	39803838	1	FOAM, REAR
7B	39803846	1	FOAM, END
7C	39133145	12	SCREW
8	39482864	1	PLATE, COVER (AIRCOOLED ONLY)
8A	39133152	4	SCREW
9	39807672	1	CORNER, RIGHT FRONT
9A	39803838	1	FOAM, REAR
9B	39803846	1	FOAM, END
9C	39133145	18	SCREW
10	39138490	18	PIN, LOCATOR
11	39495981	4	COVER, FORKLIFT
11A	39133145	8	SCREW
12	39803341	5	SUPPORT, VERTICAL
12A	39133145	10	SCREW
13	39825948	1	ANGLE, FRONT RIGHT
14	39928676	1	STARTER/INTELLISYS ENCLOSURE - NEMA 1
	39928684	1	STARTER/INTELLISYS ENCLOSURE - NEMA 4
14A	39178678	4	SCREW
15	39803374	1	CORNER, LEFT FRONT
15A	39133145	5	SCREW
16	39803358	1	SUPPORT, SHORT
16A	39133145	2	SCREW
17	39825930	1	ANGLE, FRONT LEFT
18	39803671	1	ANGLE, LEFT END
18A	39133145	4	SCREW

NOTE:

FOAM AND STANDARD FASTENERS SUCH AS NUTS, BOLTS, AND SCREWS ARE LISTED AS SUB-ITEMS (EXAMPLE: 1A).

54440037
REV A



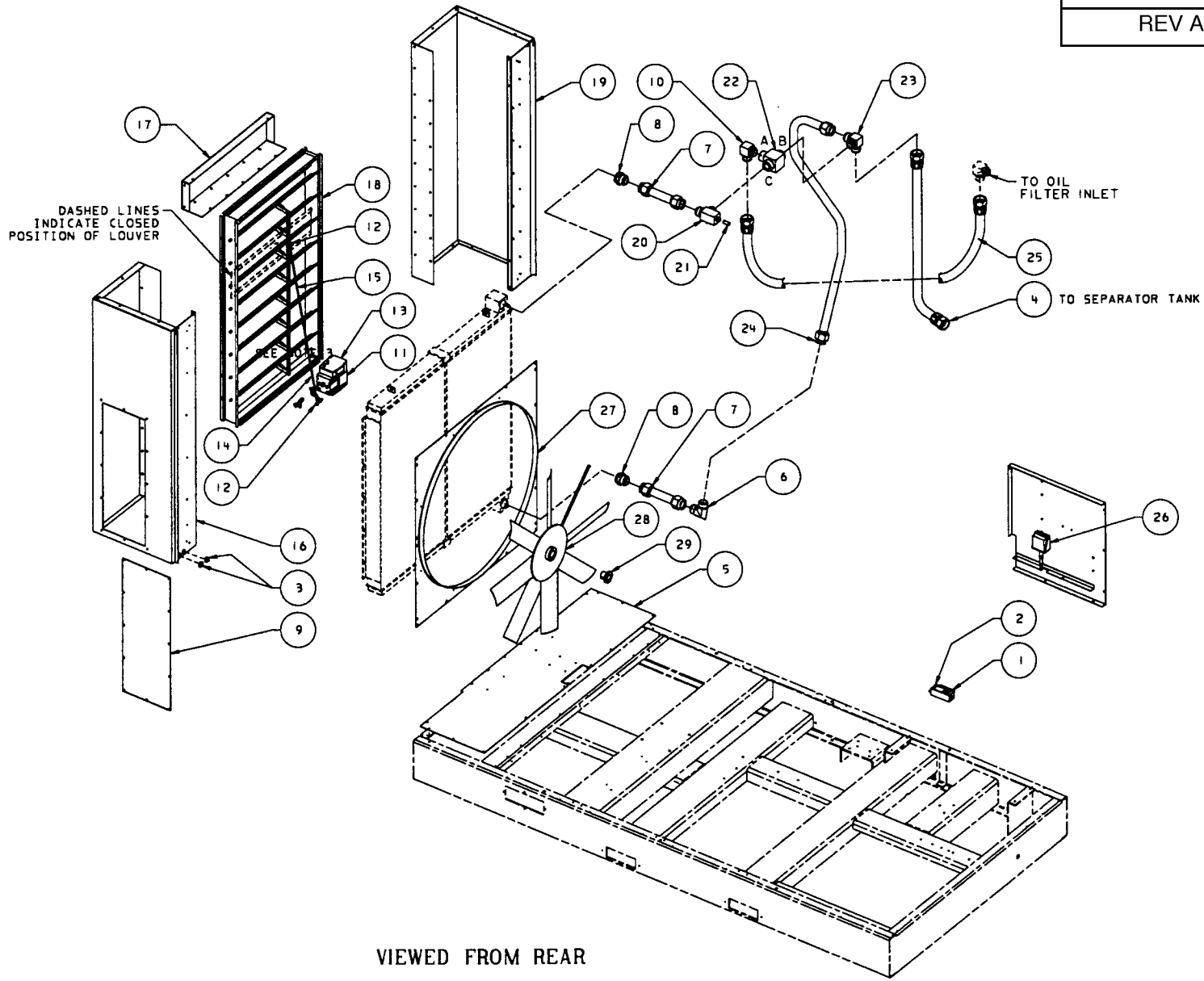
250-300 HP EXTENDED PACKAGE ENCLOSURE ASSEMBLY

REF. NO.	PART NUMBER	QTY.	DESCRIPTION
19	39807763	1	PANEL, TOP LEFT
19A	39804406	1	FOAM, PANEL - TOP LEFT
19B	39142690	8	SCREW
19C	35256452	8	RECEPTACLE, CLIP ON
20	39807755	1	PANEL, LEFT REAR
20A	39804356	1	FOAM
20B	39142690	2	SCREW
20C	35256452	2	RECEPTACLE, CLIP ON
21	39825922	3	PANEL, TOP
21A	39826144	3	FOAM
21B	39142690	24	SCREW
21C	35256452	24	RECEPTACLE, CLIP ON
22	39825914	6	PANEL, EXTENDED (5 REQUIRED ON WATERCOOLED)
22A	39826151	6	FOAM, EXTENDED PANEL (5 REQUIRED ON WATERCOOLED)
23	39803192	1	GRILL, EXHAUST
23A	39133152	8	SCREW
23B	95929071	8	WASHER
24	39803226	1	PANEL, LEFT END
24A	39804356	1	FOAM
25	39133954	12	LATCH, DOOR
26	39807722	1	PANEL, UPPER FRONT
26A	39804364	1	FOAM
26B	39133145	4	SCREW
27	39929971	1	PANEL, AIR DISCHARGE, LOWER
27A	39804372	1	FOAM
27B	39142690	2	SCREW
27C	35256452	2	RECEPTACLE, CLIP ON
28	39930045	1	PLATE, AIR DISCHARGE PANEL
28A	39133145	4	SCREW
29	39807367	1	PANEL, AIR DISCHARGE, UPPER
29A	39804380	1	FOAM
29B	39133145	4	SCREW
30	39803234	1	LOUVER, AIRCOOLED
	54400296	1	PANEL, LEFT END AIRCOOLED
30A	39133152	8	SCREW
31	39930227	1	PANEL, REAR EXTENDED-WATERCOOLED
31A	39804356	1	FOAM, REAR EXT. PANEL
32	39803747	1	PANEL, LEFT END-WATERCOOLED
32A	39804372	1	FOAM, LEFT END PANEL

NOTE:

FOAM AND STANDARD FASTENERS SUCH AS NUTS, BOLTS, AND SCREWS ARE LISTED AS SUB-ITEMS (EXAMPLE: 28A).

54469507
REV A



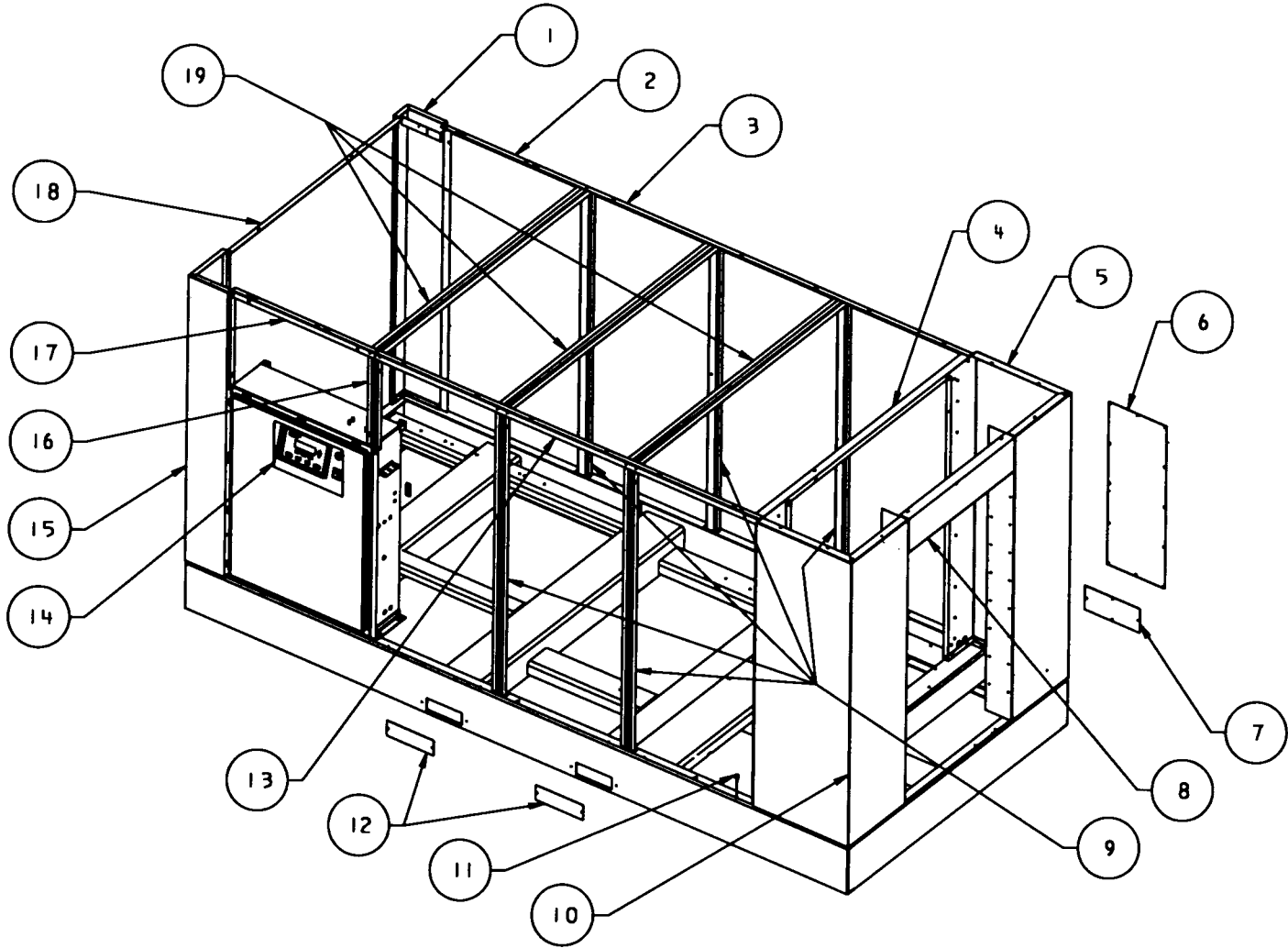
250 - 300 HP LOW AMBIENT ASSEMBLY

REF. NO.	PART NUMBER	QTY.	DESCRIPTION
1	39483177	1	CONTROLLER, MODULATING MOTOR
1A	39177357	2	SCREW
2	39181110	1	SET, WEATHERPROOF
2A	39133145	2	SCREW
3	39181086	2	GROMMET, RUBBER
4	39576723	1	HOSE
5	39807706	1	PLATE, EXHAUST BOTTOM
5A	39133145	18	SCREW
6	39119219	1	ELBOW
7	39481502	2	TUBE, OILCOOLER TO THERMO VALVE
8	39128632	2	CONNECTOR
9	39802079	1	COVER, ACCESS
9A	39133145	12	SCREW
10	39481460	1	ELBOW
11	39491501	1	MOTOR, MODULATING DAMPER
12	39136783	2	JOINT, BALL
13	39189071	1	COVER, TRANSFORMER
14	39136759	1	CRANKARM, MOTOR
15	39140041	1	PUSHROD
16	39807680	1	CORNER, RIGHT REAR
16A	39133145	18	SCREW
17	39807698	1	PANEL, RIGHT END
17A	39133145	18	SCREW
18	39802046	1	LOUVER, MODULATING
19	39807672	1	CORNER, RIGHT FRONT
19A	39133145	18	SCREW
20	39484332	1	MANIFOLD
21	39154323	1	WELL, CONTROL
22	39478193	1	VALVE, THERMOSTATIC CONTROL (250 HP)
	39481429	1	VALVE, THERMOSTATIC CONTROL (300 HP)
23	39313127	1	TEE, SIDE OUTLET
24	39848783	1	TUBE, THERMO VALVE TO TEE
25	39572466	1	HOSE
26	39482898	1	THERMOSTAT, AMBIENT SENSING
26A	39133145	2	SCREW
27	54429618	1	PLATE, FAN ORIFICE
28	39184999	1	FAN, 48" DIA.
29	39103338	1	BUSHING, 1.875 SHAFT

NOTE:

1. STANDARD FASTENERS SUCH AS NUTS, BOLTS, AND SCREWS ARE LISTED AS SUB-ITEMS (EXAMPLE: 1A).
2. - X - ORDER PER NUMBER OF INCHES REQUIRED.
3. - .31 Ø HOLE MUST BE DRILLED IN ANGLE TO MOUNT BALL JOINT.

54439419
REV A



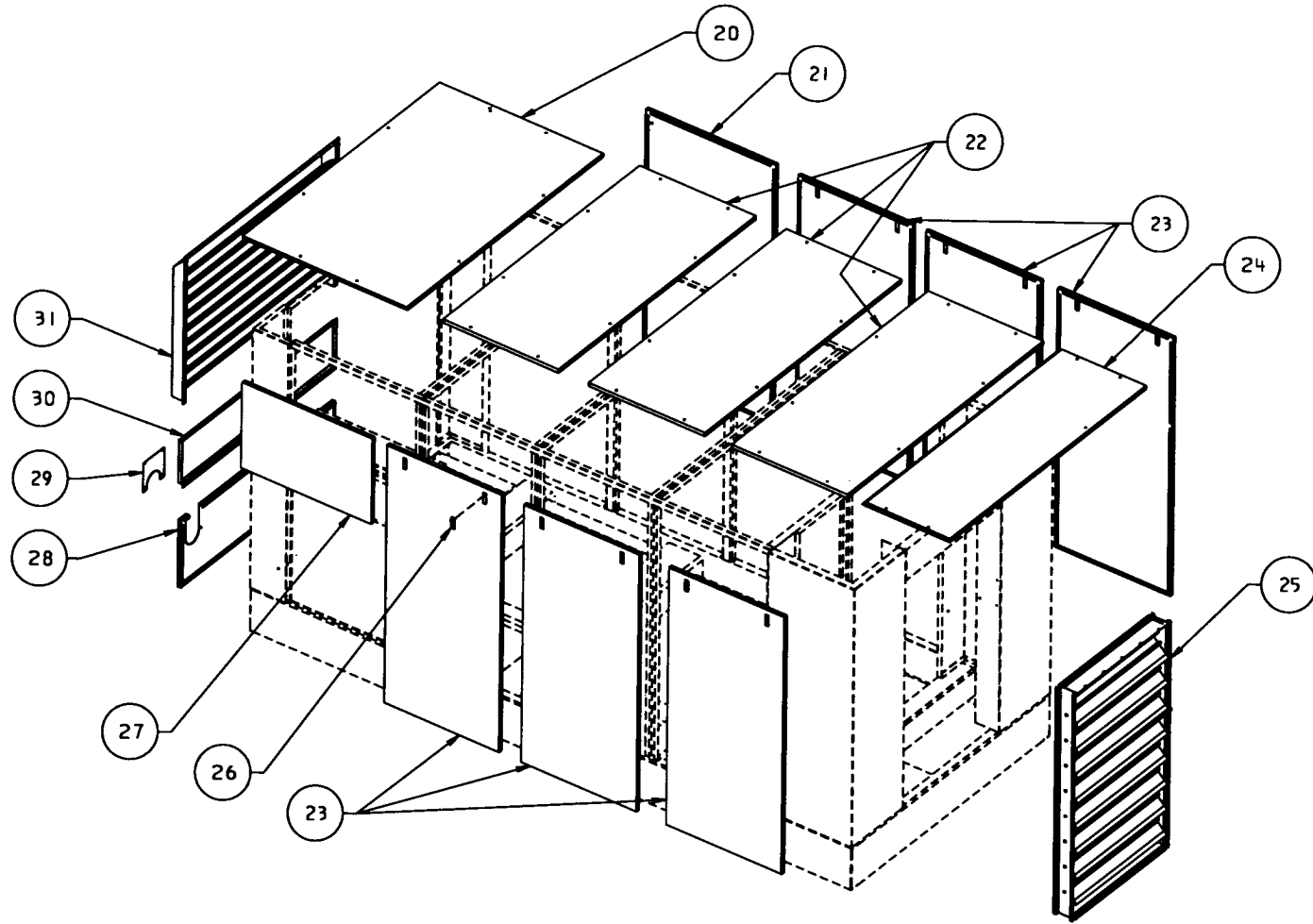
250-300 HP LOW AMBIENT EXTENDED ENCLOSURE ASSEMBLY

REF. NO.	PART NUMBER	QTY.	DESCRIPTION
1	39803382	1	CORNER, LEFT REAR
1A	39133145	4	SCREW
2	39825955	1	ANGLE, REAR LEFT
2A	39133145	8	SCREW
3	39825963	1	ANGLE, REAR RIGHT
4	39826102	1	SUPPORT, TOP RIGHT END
5	39807680	1	CORNER, RIGHT REAR
5A	39133145	12	SCREW
6	39802079	1	COVER, ACCESS
6A	39133145	12	SCREW
7	39482864	1	PLATE, COVER (AIRCOOLED)
7A	39133152	4	SCREW
8	39807698	1	PANEL, LOW AMBIENT
9	39803341	5	SUPPORT, VERTICAL
9A	39133145	10	SCREW
10	39807672	1	CORNER, RIGHT FRONT
10A	39133145	18	SCREW
11	39138490	18	PIN, LOCATOR
12	39495981	4	COVER, FORKLIFT
12A	39133145	8	SCREW
13	39825948	1	ANGLE, FRONT RIGHT
14	39931381	1	STARTER/INTELLISYS ENCLOSURE (LOW AMBIENT)
14A	39178678	4	SCREW
15	39803374	1	CORNER, LEFT FRONT
15A	39133145	5	SCREW
16	39803358	1	SUPPORT, SHORT
16A	39133145	2	SCREW
17	39825930	1	ANGLE, FRONT LEFT
18	39803671	1	ANGLE, LEFT END
18A	39133145	4	SCREW
19	39803721	3	SUPPORT, TOP
19A	39133145	12	SCREW

NOTE:

FOAM AND STANDARD FASTENERS SUCH AS NUTS, BOLTS, AND SCREWS ARE LISTED AS SUB-ITEMS (EXAMPLE: 1A).

54439419
REV A



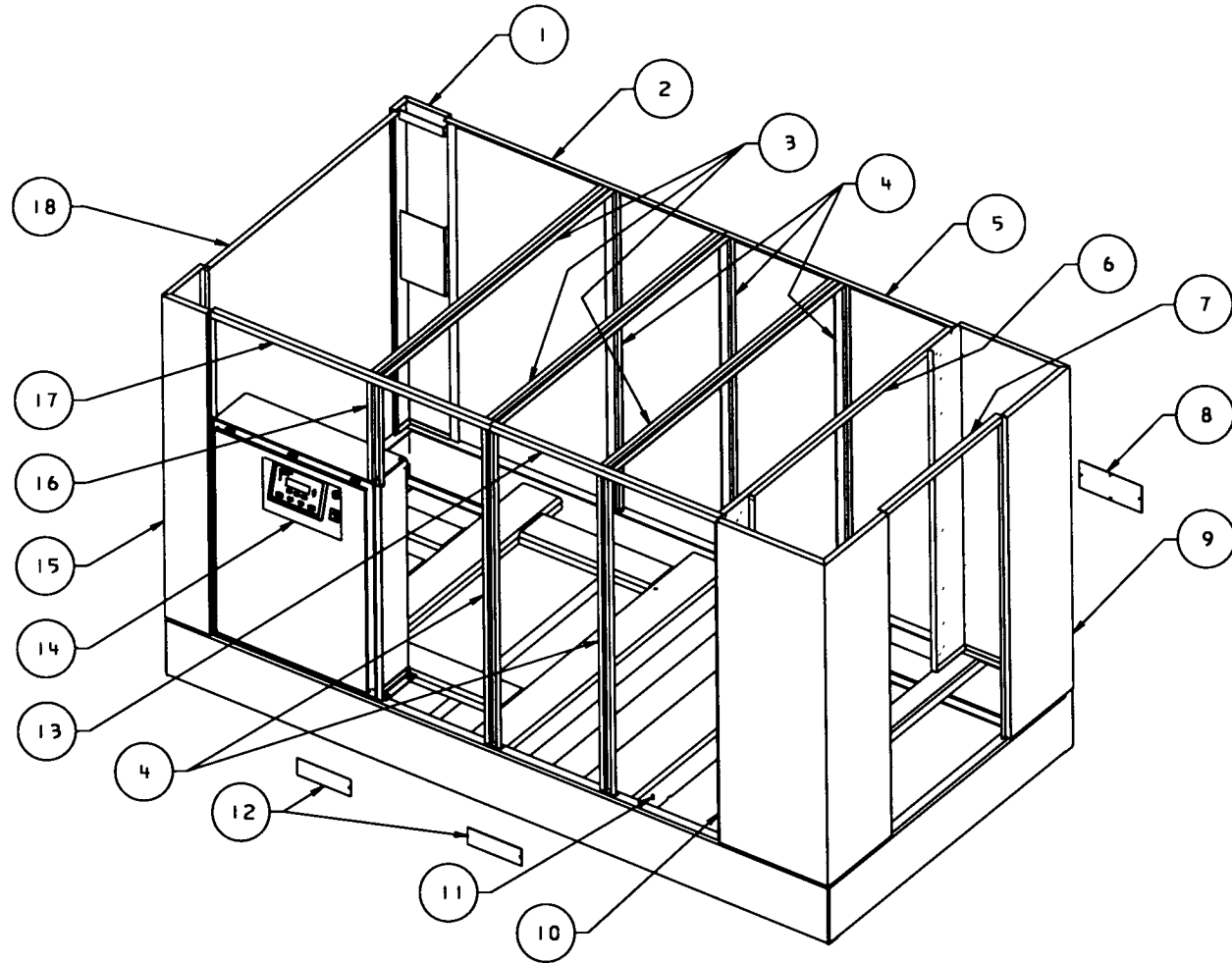
250-300 HP LOW AMBIENT EXTENDED ENCLOSURE ASSEMBLY

REF. NO.	PART NUMBER	QTY.	DESCRIPTION
20	39807763	1	PANEL, TOP LEFT
20A	39804406	1	FOAM, PANEL - TOP LEFT
20B	39142690	8	SCREW
20C	35256452	8	RECEPTACLE, CLIP ON
21	39807755	1	PANEL, LEFT REAR
21A	39804356	1	FOAM
21B	39142690	2	SCREW
21C	35256452	2	RECEPTACLE, CLIP ON
22	39825922	3	PANEL, TOP
22A	39826144	3	FOAM
22B	39142690	24	SCREW
22C	35256452	24	RECEPTACLE, CLIP ON
23	39825914	6	PANEL, EXTENDED
23A	39826151	6	FOAM
24	39807409	1	PANEL, TOP RIGHT
24A	39133152	8	SCREW
25	39802046	1	LOUVER, MODULATING
26	39133954	12	LATCH, DOOR
27	39807722	1	PANEL, UPPER FRONT
27A	39804364	1	FOAM
27B	39133145	4	SCREW
28	39807730	1	PANEL, LEFT END
28A	39804372	1	FOAM
28B	39142690	2	SCREW
28C	35256452	2	RECEPTACLE, CLIP ON
29	39930045	1	PLATE, AIR DISCHARGE PANEL
29A	39133145	4	SCREW
30	39807748	1	PANEL, DISCHARGE
30A	39804380	1	FOAM
30B	39133145	4	SCREW
31	39803234	1	LOUVER
31A	39133152	8	SCREW

NOTE:

FOAM AND STANDARD FASTENERS SUCH AS NUTS, BOLTS, AND SCREWS ARE LISTED AS SUB-ITEMS (EXAMPLE: 29A).

54430541
REV A



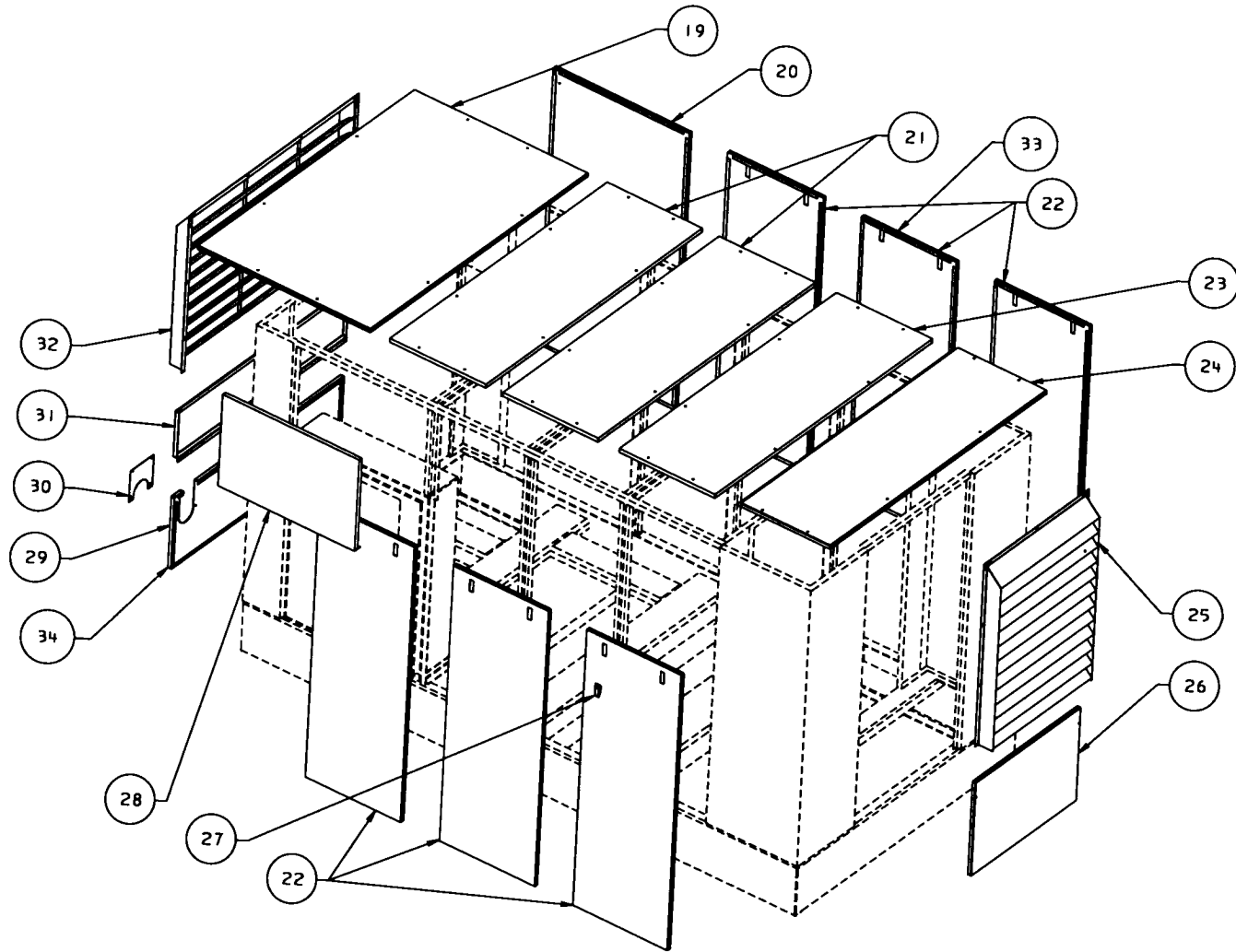
250-300 HP OUTDOOR MODIFICATION ENCLOSURE

REF. NO.	PART NUMBER	QTY.	DESCRIPTION
1	39803382	1	CORNER, LEFT REAR
1A	39133145	4	SCREW
2	39821541	1	ANGLE, REAR
2A	39133145	8	SCREW
3	39803721	3	SUPPORT, TOP
3A	39133145	12	SCREW
4	39803341	5	SUPPORT, VERTICAL
4A	39133145	10	SCREW
5	39814447	1	ANGLE, REAR
6	39803267	1	ANGLE, RIGHT END
7	39803275	1	SUPPORT, TOP RIGHT END
8	39482864	1	PLATE, COVER (AIRCOOLED)
8A	39133152	4	SCREW
9	39803259	1	CORNER, RIGHT END REAR
9A	39133145	4	SCREW
10	39803168	1	CORNER, RIGHT END FRONT
11	39138490	18	PIN, LOCATOR
12	39495981	4	COVER, FORKLIFT
12A	39133145	8	SCREW
13	39814439	1	ANGLE, FRONT
14	39928684	1	STARTER/INTELLISYS ENCLOSURE (NEMA 4)
14A	39178678	4	SCREW
15	39803374	1	CORNER, LEFT FRONT
15A	39133145	5	SCREW
16	39803358	1	SUPPORT, SHORT
16A	39133145	2	SCREW
17	39821558	1	ANGLE, FRONT
17A	39133145	8	SCREW
18	39803671	1	ANGLE, LEFT END
18A	39133145	4	SCREW

NOTE:

FOAM AND STANDARD FASTENERS SUCH AS NUTS, BOLTS, AND SCREWS ARE LISTED AS SUB-ITEMS (EXAMPLE: 1A).

54430541
REV A



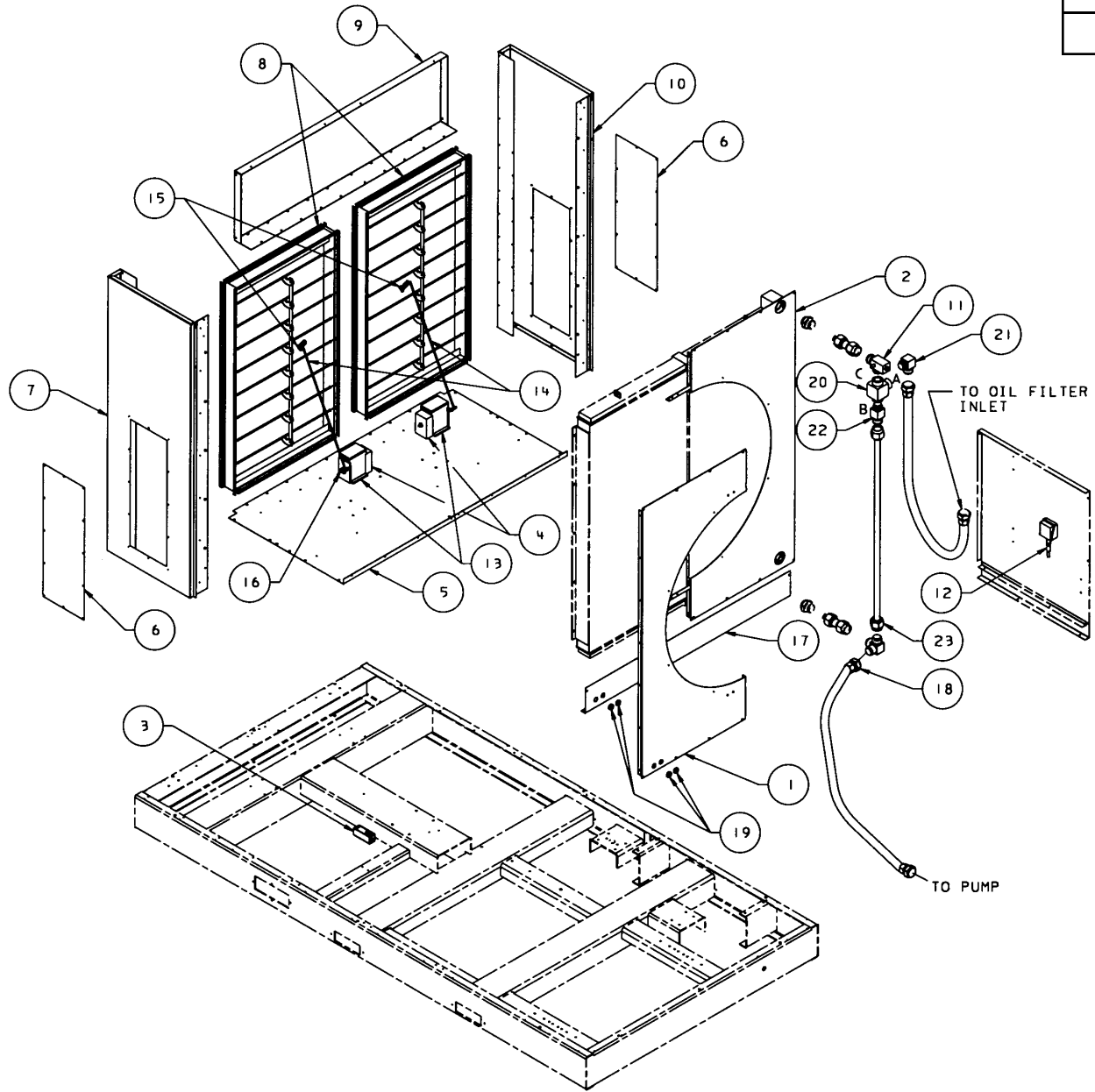
250 - 300 HP OUTDOOR MODIFICATION ENCLOSURE

REF. NO.	PART NUMBER	QTY.	DESCRIPTION
19	39807763	1	PANEL, TOP LEFT
19A	39804406	1	FOAM, PANEL - TOP LEFT
19B	39142690	8	SCREW
20	39807755	1	PANEL, LEFT REAR
20A	39804356	1	FOAM
20B	39142690	2	SCREW
21	39807771	2	PANEL, TOP CENTER
21A	39804398	2	FOAM
21B	39142690	16	SCREW
22	39807714	6	PANEL, COMMON (5 REQUIRED ON WATERCOOLED)
22A	39803770	6	FOAM, COMMON (5 REQUIRED ON WATERCOOLED)
23	39807789	1	PANEL, TOP RIGHT
23A	39804398	1	FOAM
23B	39142690	8	SCREW
24	39807409	1	PANEL, TOP RIGHT
24A	39133152	8	SCREW
25	39807417	1	LOUVER, EXHAUST
26	39807391	1	PANEL, RIGHT END
26A	39807490	1	FOAM
26B	39142690	2	SCREW
27	39133954	12	LATCH, DOOR
28	39807722	1	PANEL, UPPER FRONT
28A	39804364	1	FOAM
28B	39133145	4	SCREW
29	39929971	1	PANEL, AIR DISCHARGE, LOWER (AIRCOOLED)
29A	39930151	1	FOAM, PANEL (AIRCOOLED)
29B	39142690	2	SCREW
30	39930045	1	PLATE, AIR DISCHARGE PANEL
30A	39133145	4	SCREW
31	39807367	1	PANEL, DISCHARGE UPPER
31A	39807474	1	FOAM
31B	39133145	4	SCREW
32	39803234	1	LOUVER, AIRCOOLED
32A	39133152	8	SCREW
33	39929815	1	PANEL, REAR WATERCOOLED
33A	39930169	1	FOAM, WATERCOOLED REAR PANEL
34	39803747	1	PANEL, LEFT END (WATERCOOLED)
34A	39804372	1	FOAM, LEFT END PANEL (WATERCOOLED)

NOTE:

FOAM AND STANDARD FASTENERS SUCH AS NUTS, BOLTS, AND SCREWS ARE LISTED AS SUB-ITEMS (EXAMPLE: 30A).

54469531
REV A



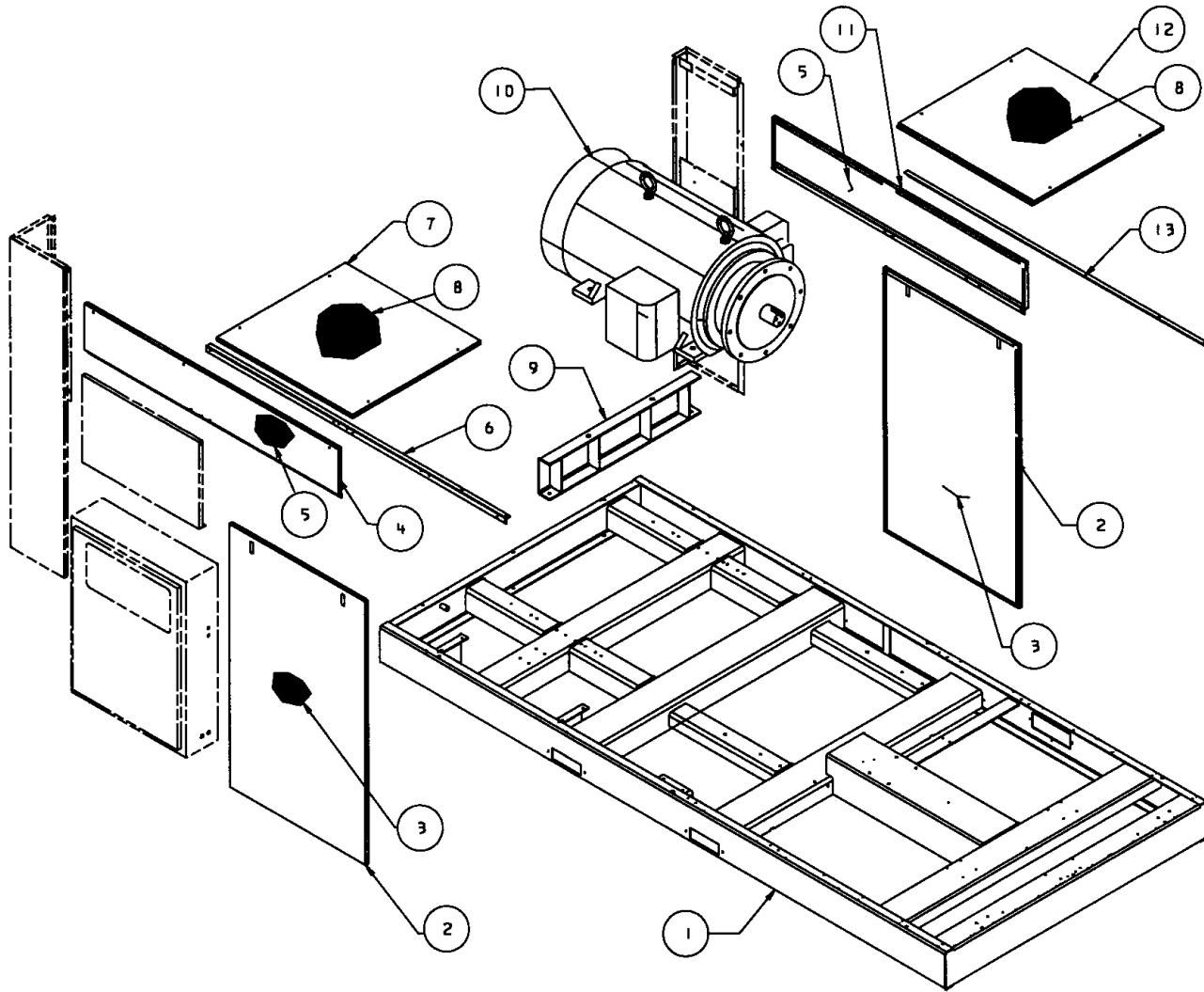
350-500 HP LOW AMBIENT ASSEMBLY

REF. NO.	PART NUMBER	QTY.	DESCRIPTION
1	54402458	1	PLATE, ORIFICE LEFT
2	54402466	1	PLATE, ORIFICE RIGHT
3	39483177	1	CONTROLLER, MOTOR
3A	39133152	2	SCREW
3B	39181110	1	SET, WEATHERPROOF
4	39482880	2	MOTOR, DAMPER MODULATING
4A	39133152	8	SCREW
5	39817044	1	PANEL, BOTTOM EXHAUST
6	39802079	2	COVER, ACCESS MOTOR
6A	39133152	24	SCREW
7	39812466	1	CORNER, RIGHT REAR
8	39802046	2	LOUVER, MODULATING
8A	39133152	72	SCREW
8B	39128434	16	SCREW
8C	39128541	16	NUT
9	39812342	1	PANEL, STRIP RIGHT END
9A	39133152	4	SCREW
10	39812458	1	CORNER, RIGHT FRONT
11	39484332	1	MANIFOLD - 350 HP UNITS
	39319322	1	MANIFOLD - 400-500 HP UNITS
12	39482898	1	THERMOSTAT, AMBIENT SENSING
12A	39133152	2	SCREW
13	39136759	2	CRANKARM, MOTOR
14	39140041	2	PUSHROD
15	39138839	2	CRANKARM, LOUVER
16	39136783	4	JOINT, BALL
17	39812573	1	ANGLE, LOWER OILCOOLER
18	39572466	1	HOSE
19	39181086	4	GROMMET, .88 RUBBER
20	39481429	1	VALVE, THERMO - 350 HP UNITS
	39437652	1	ELEMENT, THERMO VALVE - 350 HP UNITS
20	39834684	1	VALVE, THERMO - 400-500 HP UNITS
	39207402	1	ELEMENT, THERMO VALVE - 400-500 HP UNITS
21	39481460	1	ELBOW - 350 HP UNITS
	39140512	1	ELBOW - 400-500 HP UNITS
22	39481486	1	CONNECTOR - 350 HP UNITS
	39128632	1	CONNECTOR - 400-500 HP UNITS
23	39812599	1	TUBE, THERMO VALVE PORT "B" TO OILCOOLER INLET - 350 HP UNITS
	39878699	1	TUBE, THERMO VALVE PORT "B" TO OILCOOLER INLET - 400-500 HP UNITS

NOTE:

STANDARD FASTENERS SUCH AS NUTS, BOLTS, AND SCREWS ARE LISTED AS SUB-ITEMS (EXAMPLE: 3A).

39825278
REV 01

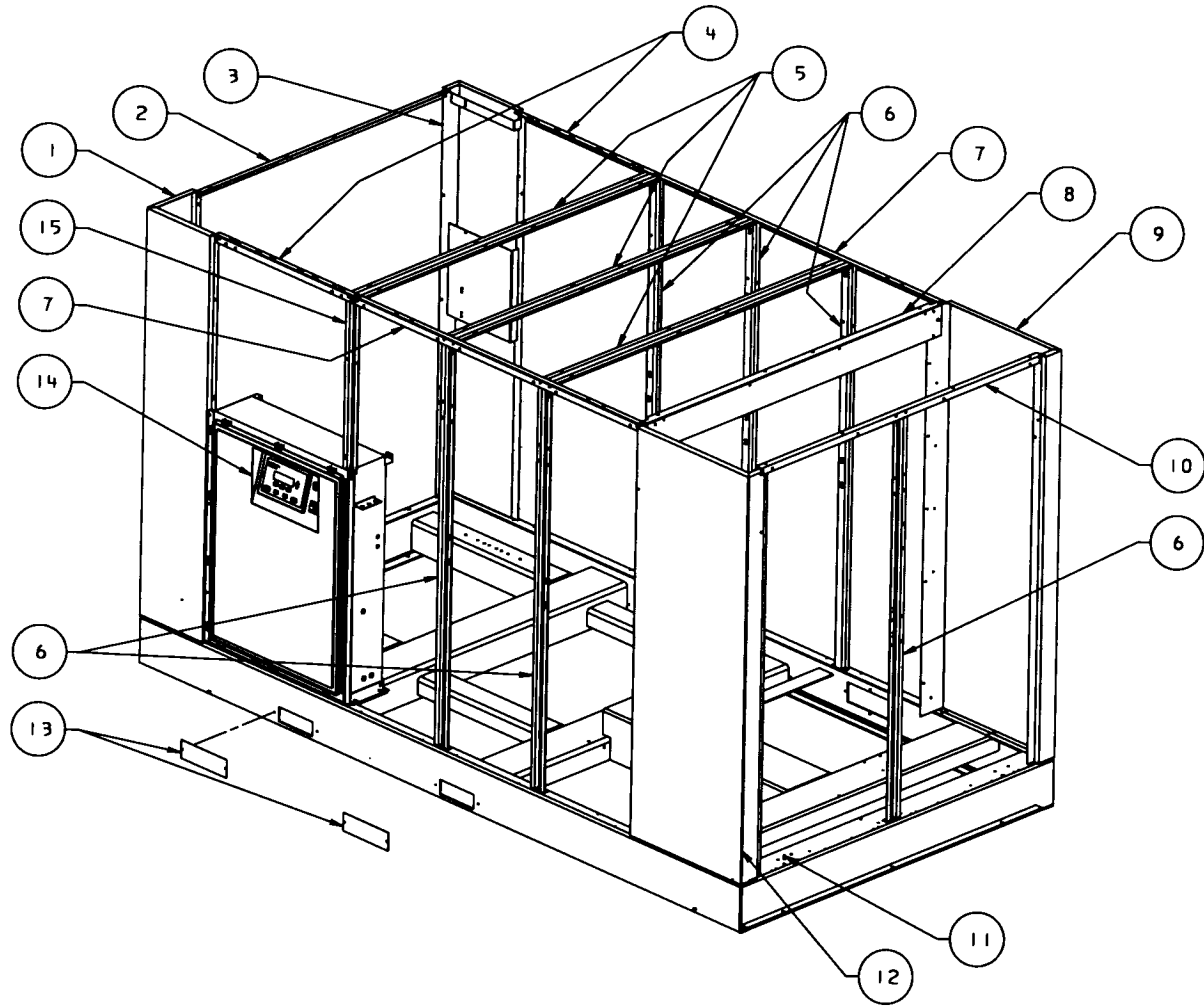


350-450 HP EXTENDED PACKAGE ASSEMBLY

REF. NO.	PART NUMBER	QTY.	DESCRIPTION
1	39826490	1	BASE, EXTENDED PACKAGE
2	39812789	2	PANEL, EXTENDED PACKAGE
3	39812888	2	FOAM, PANEL EXTENDED PACKAGE
4	39812813	1	PANEL, STRIP FRONT
5	39812896	2	FOAM, STRIP
6	39812912	1	ANGLE, FRONT RIGHT
7	39812797	1	TOP, FRONT
8	39812904	2	FOAM, TOP
9	xxxxxxx	1	SUPPORT, MOTOR
10	xxxxxxx	1	MOTOR
11	39812920	1	PANEL, STRIP REAR
12	39812805	1	TOP, REAR WITH TROUGH
13	39812870	1	ANGLE, RIGHT REAR

NOTE: MOTOR TO BE IN ACCORDANCE TO VOLTAGE AND HORSEPOWER.

54454095
REV A



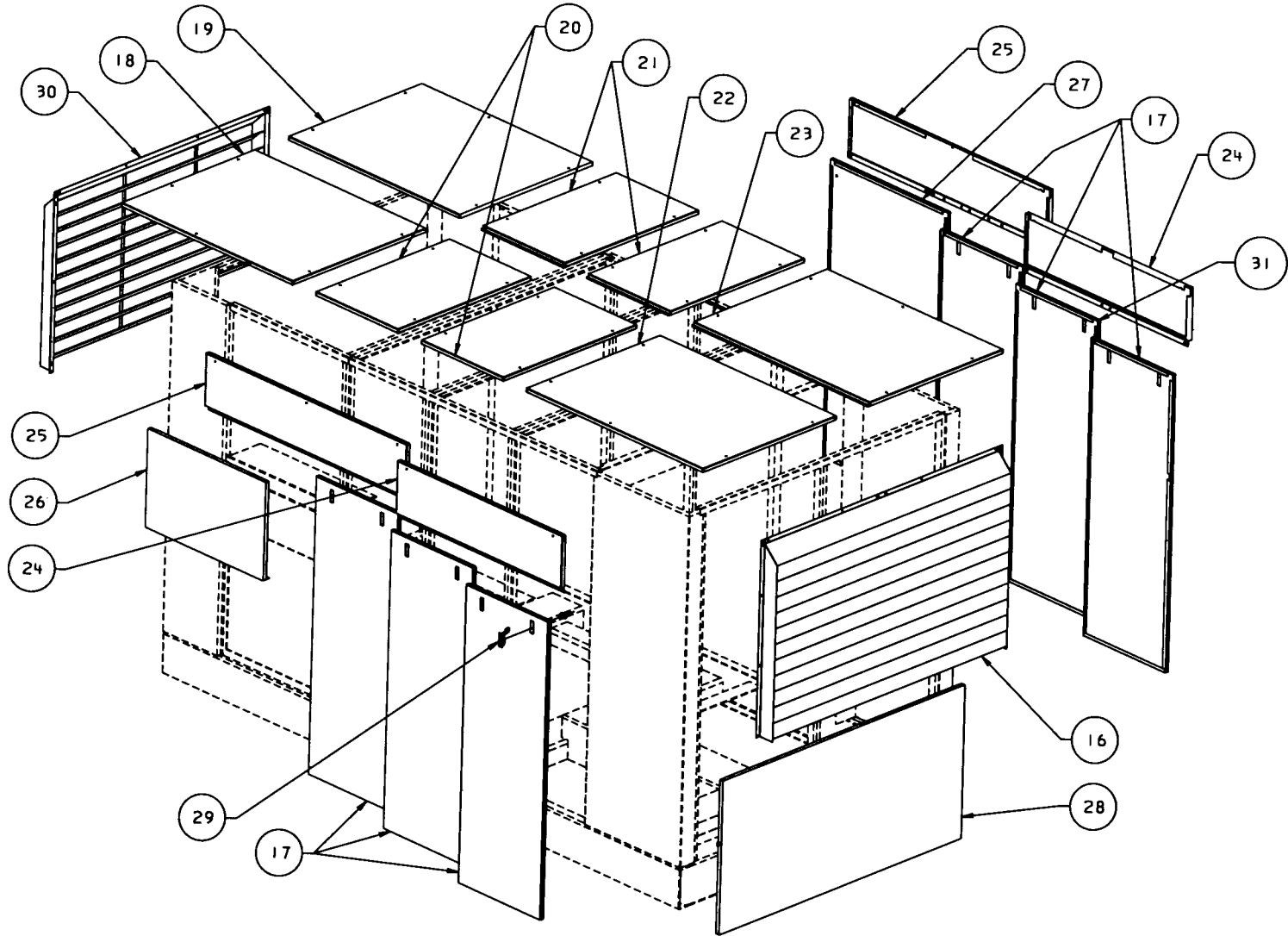
350-500 HP OUTDOOR MODIFICATION ENCLOSURE

REF. NO.	PART NUMBER	QTY.	DESCRIPTION
1	39803929	1	CORNER, LEFT FRONT
1A	39133145	4	SCREW
2	39803887	1	ANGLE, LEFT END
2A	39133145	4	SCREW
3	39803937	1	CORNER, LEFT REAR
3A	39133145	4	SCREW
4	39812821	2	ANGLE, FRONT/REAR
4A	39133145	8	SCREW
5	39804620	3	SUPPORT, TOP
5A	39133145	12	SCREW
6	39803945	6	SUPPORT, VERTICAL
6A	39133145	12	SCREW
7	39810593	2	ANGLE, FRONT/REAR
7A	39133145	8	SCREW
8	39804026	1	ANGLE, UPPER
8A	39133145	6	SCREW
9	39803986	1	CORNER, RIGHT REAR
9A	39804661	1	FOAM
9B	39133145	8	SCREW
10	39803994	1	ANGLE, RIGHT END (EXHAUST)
10A	39133145	6	SCREW
11	39138490	28	PIN, LOCATOR
12	39803978	1	CORNER, RIGHT FRONT
12A	39804661	1	FOAM
12B	39133145	8	SCREW
13	39495981	4	COVER, FORKLIFT HOLE
13A	39133145	8	SCREW
14	39928684	1	STARTER/INTELLISYS ENCLOSURE (NEMA 4)
14A	39178678	4	SCREW
15	39804091	1	SUPPORT, SHORT
15A	39133145	2	SCREW

NOTE:

FOAM AND STANDARD FASTENERS SUCH AS NUTS, BOLTS, AND SCREWS ARE LISTED AS SUB-ITEMS (EXAMPLE: 1A).

54454095
REV A



350-500 HP OUTDOOR MODIFICATION ENCLOSURE

REF. NO.	PART NUMBER	QTY.	DESCRIPTION	REF. NO.	PART NUMBER	QTY.	DESCRIPTION
16	39807201	1	LOUVER, EXHAUST	24A	39133145	8	Screw
16A	39133152	8	SCREW	24B	39142690	4	Screw
17	39807714	6	PANEL, COMMON FRONT/REAR (5 REQUIRED ON	24C	35256452	4	Receptacle, Clip On
			WATERCOOLED)	24D	39810908	2	Foam, Strip Front/Right
17A	39803770	6	FOAM, COMMON FRONT/REAR (5 REQUIRED ON	25	39810825	2	Panel, Strip Front/Left
			WATERCOOLED)	25A	39133145	8	Screw
18	39809728	1	PANEL, TOP LEFT FRONT	25B	39142690	6	Screw
18A	39142690	5	SCREW	25C	35256452	6	Receptacle, Clip On
18B	35256452	5	RECEPTACLE, CLIP ON	25D	39810916	2	Foam, Strip Front/Left
18C	39808209	1	FOAM, TOP LEFT	26	39807722	1	Panel, Upper Front
19	39809710	1	PANEL, TOP LEFT REAR	26A	39133145	4	Screw
19A	39142690	5	SCREW	26B	39804364	1	Foam, Upper Front
19B	35256452	5	RECEPTACLE, CLIP ON	27	39807755	1	Panel, Rear
19C	39808209	1	FOAM, TOP LEFT	27A	39142690	2	Screw
20	39809736	2	PANEL, TOP FRONT	27B	35256452	2	Receptacle, Clip On
20A	39142690	8	SCREW	27C	39804356	1	Foam, Rear Panel
20B	35256452	8	RECEPTACLE, CLIP ON	28	39807193	1	Panel, Right End
20C	39808191	2	FOAM, TOP FRONT/REAR	28A	39133145	4	Screw
21	39809744	2	PANEL, TOP REAR	29	39133954	12	Latch, Door
21A	39142690	8	SCREW	30	39803895	1	Louver, Aircooled Intake
21B	35256452	8	RECEPTACLE, CLIP ON		54399704	1	Panel, Watercooled Intake (Not Shown)
21C	39808191	2	FOAM, TOP FRONT/REAR	30A	39133152	8	Screw
22	39807151	1	PANEL, RIGHT FRONT TOP	31	39929260	1	Panel, Rear-Watercooled Only
22A	39142690	5	SCREW	31A	39930185	1	Foam, Rear-Watercooled Only
22B	35256452	5	RECEPTACLE, CLIP ON				
22C	39809751	1	FOAM, RIGHT TOP PANEL				
23	39807185	1	PANEL, RIGHT REAR TOP				
23A	39142690	5	SCREW				
23B	35256452	5	RECEPTACLE, CLIP ON				
23C	39809751	1	FOAM, RIGHT TOP PANEL				
24	39810809	2	PANEL, STRIP FRONT/RIGHT				

NOTE:
FOAM AND STANDARD FASTENERS SUCH AS NUTS, BOLTS, AND SCREWS ARE LISTED AS SUB-ITEMS (EXAMPLE: 16A).

O-RINGS

Part No.	Size/ Thread	ID	Width	Tube Size
39404157	7/16-20	0.351	0.072	1/4
39404132	9/16-18	0.468	0.078	3/8
39404165	3/4-16	0.644	0.087	1/2
39437074	7/8-14	0.755	0.097	5/8
39407531	1- 1/16-12	0.924	0.116	3/4
39404173	1- 5/16-12	1.171	0.116	1
39404140	1- 5/8-12	1.475	0.118	1-1/4
39406996	1- 7/8-12	1.720	0.118	1-1/2
39410279	2- 1/2-12	2.337	0.118	2

NOTE:

SSR 250-300 HP SPARE PARTS

COMPRESSOR PART	PART NO.	QTY. PER UNIT	LOCATION OR USE
Maintenance Kit 250-300 HP	39676192	0	Maintenance Kit with Ultra Coolant
Ultra Coolant -(5 Gal. Container)	39433735	7	Fill (33 Gallons)
Air Filter Element	39750732	1	At Airend Inlet
Coolant Filter Element	39911631	2	On Coolant Filter
Separator Element	39890660	1	In Separator Tank
Thermostatic Control Valve Element	39437652	1	In Thermostatic Control Valve
Thermostatic Control Valve	39481429	1	Between Cooler & Oil Filter
Hose (With Pump Only)	39572334	1	Separator Tank to Oil Pump
Hose (With Pump Only)	39573092	2	Oil Pump to Thermo Valve
Hose	39572334	1	Separator Tank to Oilcooler (Watercooled)
Hose	39576723	1	Separator Tank to Oilcooler (Aircooled)
Hose	39572466	1	Thermostatic Valve to Oil Filter (Aircooled)
Hose	39572219	1	Thermostatic Valve to Oil Filter (Watercooled)
Hose	39572243	1	Blowdown Sol.Valve to Inlet Valve
Blowdown Solenoid Valve NEMA 1	39312897	1	To Inlet Valve (3SV)
Blowdown Solenoid Valve NEMA 4	39312905	1	To Inlet Valve (3SV)
Oil Stop Solenoid Valve NEMA 1	39318217	1	In Oil Filter Line (5SV)
Oil Stop Solenoid Valve NEMA 4	39318258	1	In Oil Filter Line (5SV)
Oil Stop Valve NEMA 1	39318225	1	In Oil Filter Line (5SV) (200 PSIG Unit Only)
Oil Stop Valve NEMA 4	39318266	1	In Oil Filter Line (5SV) (200 PSIG Unit Only)
Water Shutoff Solenoid Valve	39482757	1	Water-In Piping (Watercooled)
High Air Temperature Switch	39419668	1	In Airend (1ATS)
O-Ring	39404165	1	On HATS
Coolant Filter P Switch	39246012	1	On Coolant Filter Mounting Bracket (1DPS)
Inlet Valve Assembly	42412155	1	Under Air Filter
Gasket	39486956	1	Under Inlet Valve
Gasket Isolation	39483169	4	Inlet Valve Mounting Bolts
Minimum Pressure Valve (XFE, EPE, HPE)	39477369	1	Tank Discharge Line
Minimum Pressure Valve (HXPE-200 PSIG)	39311824	1	Tank Discharge Line
O-Ring	95022372	1	Under Minimum Pressure Valve
Breather Filter	39112362	1	On Gearcase Wall
Dowel Pin	35332915	1	Gearcase to Airend
Dowel Pin	35295336	1	Gearcase to Airend
Dowel Pin	39194915	2	Gearcase to Motor
Shaft Seal	39493739	1	On Motor Shaft
Gasket	39405279	1	Under Seal Housing
Shaft Sleeve	39405287	1	On Motor Shaft
Gasket	39454558	1	Motor to Gearcase (440 Frame Series Motor)
Gasket	35782531	1	Motor to Gearcase (5000 Frame Series Motor)
O-Ring	39186002	1	Gearcase to Airend
Discharge Check Valve	39481361	1	Airend Discharge to Separator Tank
Gaskets	39452354	2	Both Sides of Check Valve
Fan, 48" (Aircooled Only 60 Hz)	39850268	1	On Fan Motor Shaft
Fan, 42" (Aircooled Only 50 Hz)	39308572	1	On Fan Motor Shaft
Fan, 24" (Watercooled Only 60 Hz)	39197835	1	On Fan Motor Shaft
Fan, 24" (Watercooled Only 50 Hz)	39262811	1	On Fan Motor Shaft
Safety Valve: 165 PSI	39225511	2	On Manifold
245 PSI (200 PSI Units Only)	39232145	2	On Manifold
Transformer Fuse (3.5 A)	39178736	2	In Starter Box (1FU)
Transformer Fuse (5.0 A)	39118484	1	In Starter Box (2FU)
Transformer Fuse (BBS-5.0A)	39242458	1	In Starter Box (3FU)
B180-B110 Starter			
Coil	39251368	2	In 180 Amp Contactor
Contact Kit	39251400	2	In 180 Amp Contactor
Coil	39251350	1	In 110 Amp Contactor
Contact Kit	39251392	1	In 110 Amp Contactor
B250-B180 Starter			
Coil	39251376	2	In 250 Amp Contactor
Contact Kit	39251418	2	In 250 Amp Contactor
Coil	39251368	1	In 180 Amp Contactor
Contact Kit	39251400	1	In 180 Amp Contactor

SSR 250-300 HP SPARE PARTS (Continued)

COMPRESSOR PART	PART NO.	QTY. PER UNIT	LOCATION OR USE
B300-B180 Starter			
Coil	39251376	2	In 300 Amp Contactor
Contact Kit	39251384	2	In 300 Amp Contactor
Coil	39251368	1	In 180 Amp Contactor
Contact Kit	39251400	1	In 180 Amp Contactor
Panel Location Pins	39138490	12	On Base
Power On Light	39196225	1	On Starter Back Panel
Power On Light	39485032	1	On Intellisys Panel
Power On Light Bulb (24V)	39485024	1	In Intellisys
Emergency Stop Switch	39549167	1	On Intellisys Panel
Pressure Sensor (0-225)	39875539	4	On Starter Box (3APT, 4APT, 6APT, 5CPT)
Pressure Sensor (0-15)	39877618	1	On Starter Box (1AVPT)
Temperature Sensor	39560628	3	In Airend (2ATT), Aftercooler (4ATT) and Oil Piping (2CTT)
Temperature Sensor O-Ring	39404157	3	On Sensor
A. C. Line Filter	39201918	1	In Starter Box
Power Supply Board	39874425	1	In Starter Box
Intellisys	39875158	1	In Starter Box Door
Decal Kit	39244355	1	All Units
Stepper Motor	39566013	1	On Inlet Valve
Coupling Set, Stepper Motor	39495189	1	Stepper Motor to Inlet Valve
Nylon Tube, .25"	39124813	*	Control Tubing

*Order per number of Inches required

SSR 350-500 HP SPARE PARTS

COMPRESSOR PART	PART NO.	QTY. PER UNIT	LOCATION OR USE
Maintenance Kit 350-450 HP	39679287	0	Maintenance Kit with Ultra Coolant
Ultra Coolant - (5 Gal.Container)	39433735	8	Fill (36 Gallons)
Air Filter Element	39750732	1	At Airend Inlet
Coolant Filter Element	39911632	2	On Coolant Filter
Separator Element	39890678	1	In Separator Tank
Thermo Control Valve Element (350 HP)	39437652	1	In Thermo Control Valve
Thermo Control Valve Element (400-500 HP)	39207402	1	In Thermo Control Valve
Thermo Control Valve (350 HP)	39481429	1	Between Cooler & Oil Filter
Thermo Control Valve (400-500 HP)	39834684	1	Between Cooler & Oil Filter
Hose (With Pump Only)	39572334	1	Separator Tank to Oil Pump
Hose (With Pump Only)	39573092	1	Oil Pump to Thermo Valve
Hose	39572334	1	Thermo Valve to Oil Filter (W/C)
Hose	39572334	1	Thermo Valve to Oil Filter (A/C)
Hose (No-Pump) (W/C)	39572367	1	Separator Tank to Thermo Valve
Hose (No-Pump) (A/C)	39572276	1	Separator Tank to Thermo Valve
Blowdown Solenoid Valve NEMA 1	39312897	2	To Inlet Valve (3SV)
Blowdown Solenoid Valve NEMA 4	39312905	2	To Inlet Valve (3SV)
Oil Stop Solenoid Valve NEMA 1	39318217	1	In Oil Filter Line (5SV)
Oil Stop Solenoid Valve NEMA 4	39318258	1	In Oil Filter Line (5SV)
Oil Stop Valve NEMA 1	39318225	1	In Oil Filter Line (5SV) (200 PSIG Units Only)
Oil Stop Valve NEMA 4	39318266	1	In Oil Filter Line (5SV) (200 PSIG Units Only)
Valve, Spring Check	39182696	1	In Oil Filter Out Line (With Oil Pump Only)
High Air Temperature Switch	39419668	1	In Airend (1ATS)
O-Ring	39404165	1	On HATS
Coolant Filter P Switch	39246012	1	On Coolant Filter Mounting Bracket (1DPS)
Gasket	39486956	1	Under Inlet Valve
Minimum Pressure Valve	39801253	1	Tank Discharge Line
O-Ring	95060745	1	Under Minimum Pressure Valve
Breather Filter	39112362	1	On Gearcase Wall
Dowel Pin	35332915	1	Gearcase to Airend
Dowel Pin	35295336	1	Gearcase to Airend
Dowel Pin	39194915	2	Gearcase to Motor
Shaft Seal	39493739	1	On Motor Shaft
Gasket	39454558	1	Motor to Gearcase (440 Frame Series Motor)
Gasket	35782531	1	Motor to Gearcase (5000 Frame Series Motor)
O-Ring	39186002	1	Gearcase to Airend
Discharge Check Valve	39481361	1	Airend Discharge to Separator Tank
Gaskets	39452354	2	Both Sides of Check Valve
Fan, 56" (Aircooled Only 60 Hz)	39918297	1	On Fan Motor Shaft
Fan, 56" (Aircooled Only 50 Hz)	39858865	1	On Fan Motor Shaft
Fan, 24" (Watercooled Only 60 Hz)	39197835	1	On Fan Motor Shaft
Fan, 24" (Watercooled Only 50 Hz)	39262811	1	On Fan Motor Shaft
Safety Valve: 165 PSI	39225263	2	On Manifold
245 PSI (200 PSI Unit Only)	39232145	2	On Manifold
Transformer Fuse (3.5 A)	39178736	2	In Starter Box (1FU)
Transformer Fuse (5.0 A)	39118484	1	In Starter Box (2FU)
Transformer Fuse (BBS-5.0A)	39242458	1	In Starter Box (3FU)
B250-B180 Starter			
Coil	39251376	2	In 250 Amp Contactor
Contact Kit	39251418	2	In 250 Amp Contactor
Coil	39251368	1	In 180 Amp Contactor
Contact Kit	39251400	1	In 180 Amp Contactor
B300-B180 Starter			
Coil	39251376	2	In 300 Amp Contactor
Contact Kit	39251384	2	In 300 Amp Contactor
Coil	39251368	1	In 180 Amp Contactor
Contact Kit	39251400	1	In 180 Amp Contactor
B300-B250 Starter			
Coil	39251376	2	In 300 Amp Contactor
Contact Kit	39251384	2	In 300 Amp Contactor
Coil	39251376	1	In 250 Amp Contactor
Contact Kit	39251416	1	In 250 Amp Contactor

SSR 350-500 HP SPARE PARTS (Continued)

COMPRESSOR PART	PART NO.	QTY. PER UNIT	LOCATION OR USE
Panel Location Pins	39138490	12	On Base
Power On Light	39196225	1	On Starter Back Panel
Power On Light	39485032	1	On Intellisys Panel
Power On Light Bulb (24V)	39485024	1	In Intellisys
Emergency Stop Switch	39549167	1	On Intellisys Panel
Pressure Sensor (0-225)	39875539	4	On Starter Box (3APT, 4APT, 6APT, 5CPT)
Pressure Sensor (0-15)	39877618	1	On Starter Box (1AVPT)
Temperature Sensor	39560628	3	In Airend (2ATT), Aftercooler (4ATT) and Oil Piping (2CTT)
Temperature Sensor O-Ring	39404157	3	On Sensor
A. C. Line Filter	39201918	1	In Starter Box
Power Supply Board	39874425	1	In Starter Box
Intellisys	39875158	1	In Starter Box Door
Decal Kit	39244355	1	All Units
Stepper Motor	39566013	1	On Inlet Valve
Coupling Set, Stepper Motor	39495189	1	Stepper Motor to Inlet Valve
Nylon Tube, .25"	39124813	*	Control Tubing
Hose	39143888	2	Blowdown Valve to Inlet Valve
Water Shutoff Solenoid Valve	39482757	1	Water Inlet Piping

*Order per number of inches required.

