




## Contact-Cooled Rotary Screw Air Compressor

R45IE, R55N, R75N, R55I, R75I



---

## Parts Information



**Save These Instructions**



Only allow **Ingersoll Rand** trained Technicians to perform maintenance on this product. For additional information contact **Ingersoll Rand** factory or nearest Distributor.

The use of other than genuine **Ingersoll Rand** replacement parts may result in safety hazards, decreased performance and increased maintenance and may invalidate all warranties.

Refer all communications to the nearest **Ingersoll Rand** Office or Distributor.

## TABLE OF CONTENTS

<p><b>TABLE OF CONTENTS</b> ..... 2</p> <p><b>PARTS ORDERING INFORMATION</b> ..... 3</p> <p><b>ENCLOSURE AND ODM ASSEMBLY DRAWING</b> ..... 4</p> <p><b>ENCLOSURE AND ODM PARTS LIST</b> ..... 5</p> <p><b>AIREND (FIXED SPEED) ASSEMBLY DRAWING</b> ..... 6</p> <p><b>AIREND (FIXED SPEED) PARTS LIST</b> ..... 7</p> <p><b>AIREND (VSD) ASSEMBLY DRAWING</b> ..... 8</p> <p><b>AIREND (VSD) PARTS LIST</b> ..... 9</p> <p><b>DRIVE (FIXED SPEED) ASSEMBLY DRAWING</b> ..... 10</p> <p><b>DRIVE (FIXED SPEED) PARTS LIST</b> ..... 11</p> <p><b>DRIVE (FIXED SPEED) PARTS LIST</b> ..... 12</p> <p><b>DRIVE (VSD) ASSEMBLY DRAWING</b> ..... 14</p> <p><b>DRIVE (VSD) PARTS LIST</b> ..... 15</p> <p><b>SEPARATOR TANK ASSEMBLY DRAWING</b> ..... 16</p> <p><b>SEPARATOR TANK PARTS LIST</b> ..... 17</p> <p><b>FOOD GRADE COOLANT ASSEMBLY DRAWING AND PARTS LIST</b> ..... 18</p> <p><b>ULTRA FOOD GRADE COOLANT ASSEMBLY DRAWING AND PARTS LIST</b> ..... 19</p> <p><b>BLOWER (AIR-COOLED) ASSEMBLY DRAWING</b> ..... 20</p> <p><b>BLOWER (AIR-COOLED) PARTS LIST</b> ..... 21</p> <p><b>COOLER (AIR-COOLED) ASSEMBLY DRAWING</b> ..... 22</p> <p><b>COOLER (AIR-COOLED) PARTS LIST</b> ..... 23</p> <p><b>COOLER (AIR-COOLED-ERS) ASSEMBLY DRAWING</b> ..... 24</p> <p><b>COOLER (AIR-COOLED-ERS) PARTS LIST</b> ..... 25</p> <p><b>BLOWER (WATER-COOLED) ASSEMBLY DRAWING</b> ..... 26</p> <p><b>BLOWER (WATER-COOLED) PARTS LIST</b> ..... 27</p> <p><b>COOLER (WATER-COOLED) ASSEMBLY DRAWING</b> ..... 28</p> <p><b>COOLER (WATER-COOLED) PARTS LIST</b> ..... 29</p> <p><b>COOLER (SEA/HARSH WATER) ASSEMBLY DRAWING</b> ..... 30</p> <p><b>COOLER (SEA/HARSH WATER) PARTS LIST</b> ..... 31</p> <p><b>CUSTOMER CONNECTION ASSEMBLY DRAWING</b> ..... 32</p> <p><b>CUSTOMER CONNECTION PARTS LIST</b> ..... 33</p> <p><b>CUSTOMER CONNECTION (NO DRYER NO MOISTURE SEPARATOR) ASSEMBLY DRAWING</b> ..... 34</p> <p><b>CUSTOMER CONNECTION (NO DRYER NO MOISTURE SEPARATOR) PARTS LIST</b> ..... 35</p> <p><b>CUSTOMER CONNECTION (DRYER) ASSEMBLY DRAWING</b> ..... 36</p> <p><b>CUSTOMER CONNECTION (DRYER) PARTS LIST</b> ..... 37</p> <p><b>AIR FILTER ASSEMBLY DRAWING AND PARTS LIST</b> ..... 38</p> <p><b>PRE-FILTER (STANDARD/NO DRYER) ASSEMBLY DRAWING AND PARTS LIST</b> ..... 39</p> <p><b>PRE-FILTER (STANDARD/WITH DRYER) ASSEMBLY DRAWING AND PARTS LIST</b> ..... 40</p> <p><b>CONDENSATE NO LOSS - NO DRYER ASSEMBLY DRAWING AND PARTS LIST</b> ..... 41</p> <p><b>PRE-FILTER (HIGH DUST - NO DRYER) ASSEMBLY DRAWING</b> ..... 42</p>	<p>..... 42</p> <p><b>PRE-FILTER (HIGH DUST - NO DRYER) PARTS LIST</b> ..... 43</p> <p><b>PRE-FILTER (HIGH DUST - WITH DRYER) ASSEMBLY DRAWING</b> ..... 44</p> <p><b>PRE-FILTER (HIGH DUST - WITH DRYER) PARTS LIST</b> ..... 45</p> <p><b>CONDENSATE NO LOSS - WITH DRYER ASSEMBLY DRAWING AND PARTS LIST</b> ..... 46</p> <p><b>CONDENSATE STANDARD - NO DRYER ASSEMBLY DRAWING AND PARTS LIST</b> ..... 47</p> <p><b>CONDENSATE STANDARD - DRYER ASSEMBLY DRAWING AND PARTS LIST</b> ..... 48</p> <p><b>PORO ASSEMBLY DRAWING AND PARTS LIST</b> ..... 49</p> <p><b>STARTER BOX (FIXED SPEED) ASSEMBLY DRAWING</b> ..... 50</p> <p><b>STARTER BOX (FIXED SPEED) PARTS LIST</b> ..... 51</p> <p><b>STARTER BOX (VSD) ASSEMBLY DRAWING</b> ..... 52</p> <p><b>STARTER BOX (VSD) PARTS LIST</b> ..... 53</p> <p><b>DRYER ASSEMBLY DRAWING</b> ..... 54</p> <p><b>DRYER SERVICE PARTS LIST</b> ..... 55</p> <p><b>FROST/ FREEZE PROTECTION ASSEMBLY DRAWING</b> ..... 56</p> <p><b>FROST/ FREEZE PROTECTION PARTS LIST</b> ..... 57</p> <p><b>220-480V PHASE MONITOR (FIXED SPEED) ASSEMBLY DRAWING AND PARTS LIST</b> ..... 58</p> <p><b>575V PHASE MONITOR (FIXED SPEED) ASSEMBLY DRAWING AND PARTS LIST</b> ..... 59</p> <p><b>CONTROLS MODULATION (DRYER) ASSEMBLY DRAWING</b> ..... 60</p> <p><b>CONTROLS MODULATION (DRYER) PARTS LIST</b> ..... 61</p> <p><b>CONTROLS MODULATION ASSEMBLY DRAWING</b> ..... 62</p> <p><b>CONTROLS MODULATION PARTS LIST</b> ..... 63</p> <p><b>CONTROLS MODULATION (NO MOISTURE SEPARATOR) ASSEMBLY DRAWING</b> ..... 64</p> <p><b>CONTROLS MODULATION (NO MOISTURE SEPARATOR) PARTS LIST</b> ..... 65</p> <p><b>CONTROLS ON/OFF (DRYER) ASSEMBLY DRAWING</b> ..... 66</p> <p><b>CONTROLS ON/OFF (DRYER) PARTS LIST</b> ..... 67</p> <p><b>CONTROLS ON/OFF ASSEMBLY DRAWING</b> ..... 68</p> <p><b>CONTROLS ON/OFF PARTS LIST</b> ..... 69</p> <p><b>CONTROLS ON/OFF (NO MOISTURE SEPARATOR) ASSEMBLY DRAWING</b> ..... 70</p> <p><b>CONTROLS ON/OFF (NO MOISTURE SEPARATOR) PARTS LIST</b> ..... 71</p> <p><b>CONTROLS VSD (DRYER) ASSEMBLY DRAWING</b> ..... 72</p> <p><b>CONTROLS VSD (DRYER) PARTS LIST</b> ..... 73</p> <p><b>CONTROLS VSD ASSEMBLY DRAWING</b> ..... 74</p> <p><b>CONTROLS VSD PARTS LIST</b> ..... 75</p> <p><b>CONTROLS VSD (NO MOISTURE SEPARATOR) ASSEMBLY DRAWING</b> ..... 76</p> <p><b>CONTROLS VSD (NO MOISTURE SEPARATOR) PARTS LIST</b> ..... 77</p> <p><b>RECOMMENDED PARTS LIST</b> ..... 78</p>
---	---

## PARTS ORDERING INFORMATION

These products are designed and constructed to provide long, trouble-free service. In time it may be necessary to order and install new parts to replace those that have been subjected to wear.

For your convenience and future reference it is recommended that the following information be recorded.

Model Number \_\_\_\_\_  
 Serial Number \_\_\_\_\_  
 Date Purchased \_\_\_\_\_

When ordering replacement parts, please specify the following:

1. Complete model number and serial number as it appears on the data (name) plate.
2. Part number(s) and part description as shown in this manual.
3. Quantity required.

### NOTICE

1. Continuing improvement and advancement of design may cause changes to this equipment which are not included in this manual. Manuals are periodically revised to incorporate changes. Always check the manual edition number on the front cover for the latest issue.
  - Sections of this manual may not apply to your product.
  - Using other than genuine **Ingersoll Rand** replacement parts may invalidate the warranty.

### ■ Return Goods Policy

**Ingersoll Rand** will not accept any returned goods for warranty or service work unless prior arrangements have been made and written authorization has been provided from the location where the goods were purchased.

Products which have been modified without **Ingersoll Rand** approval, mishandled or misused will not be repaired or replaced under warranty. A printed copy of the warranty which applies to this product is provided inside the back cover of this manual.

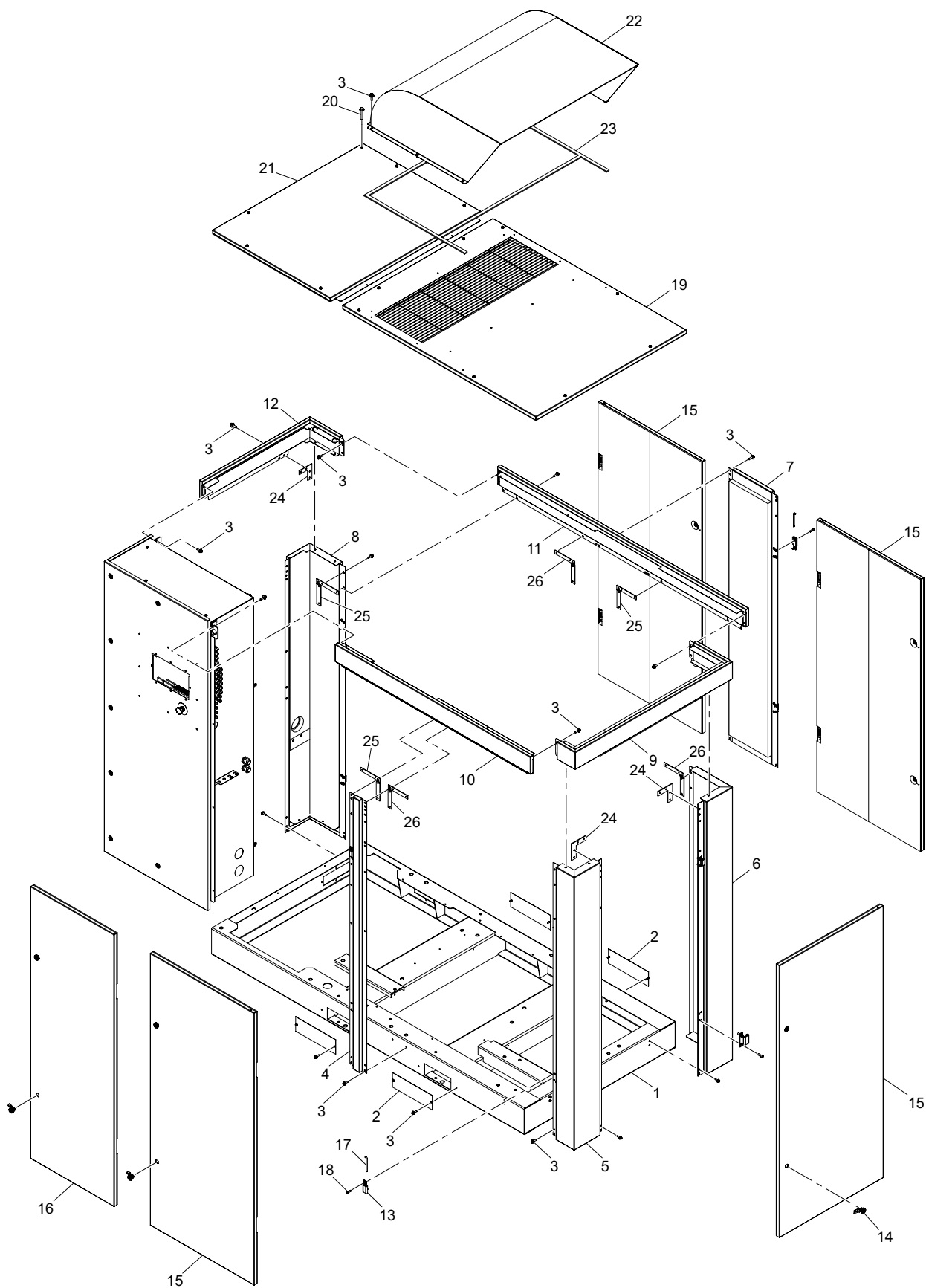
### ■ Disposal



When the life of the product has expired, it is recommended that it be disassembled, degreased and parts separated as to materials so that they may be recycled.

Refer all communications to the nearest **Ingersoll Rand** Office or Distributor.

# ENCLOSURE AND ODM ASSEMBLY DRAWING

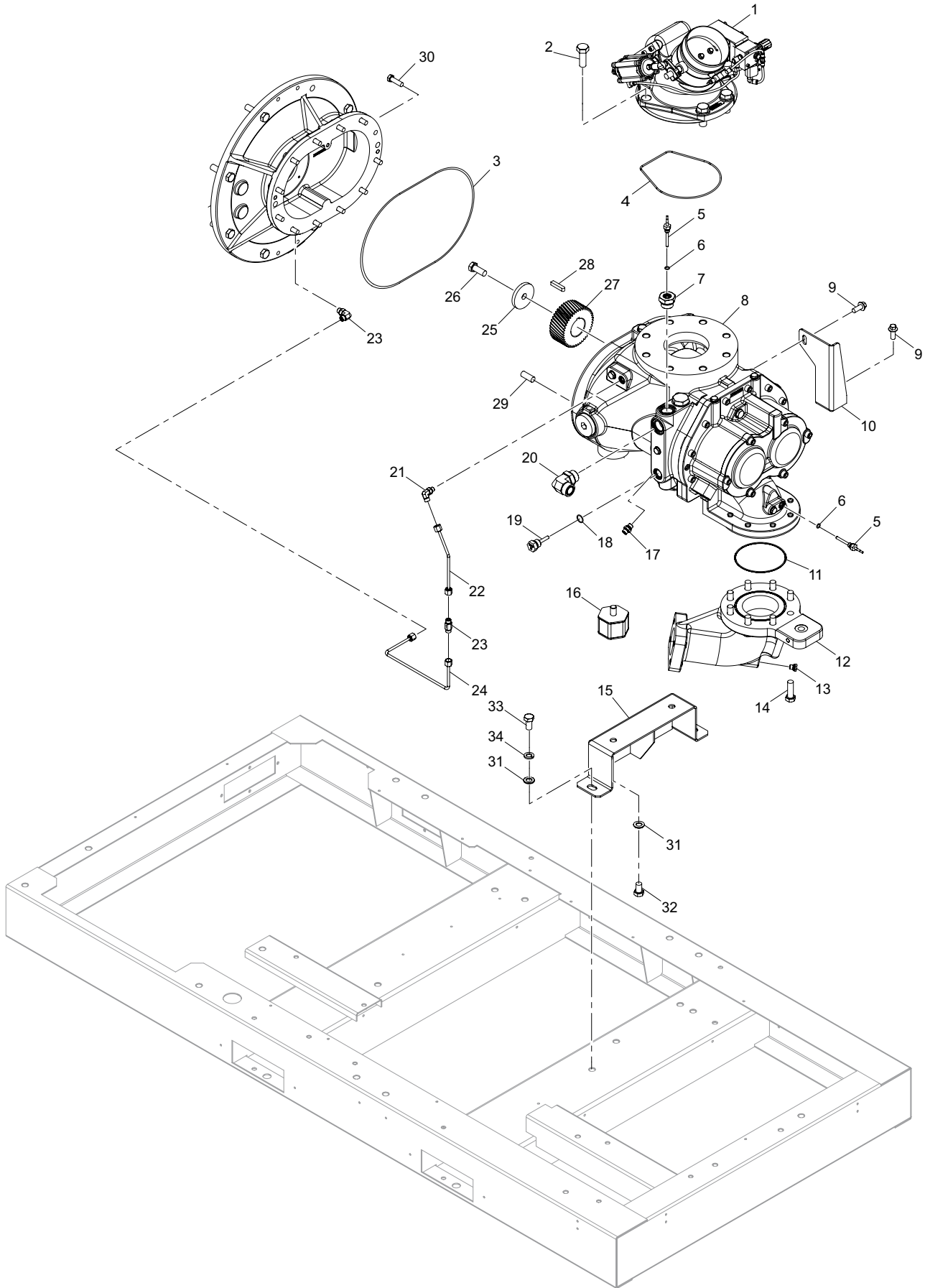


## ENCLOSURE AND ODM PARTS LIST

Item	Part No.	Qty	Description	Item	Part No.	Qty	Description
1	24850646	1	STANDARD BASE	11	24741159	1	PANEL, TOP REAR
	24850653	1	CONTAINMENT BASE		49042211	1	PANEL, TOP REAR EPOXY
	49042054	1	BASE, CONTAINMENT BLACK EPOXY		23559123	1	FOAM, TOP REAR PANEL
2	39495981	4	COVER, FORKLIFT	12	24741118	1	PANE, TOP LEFT END
	54614276	4	COVER, FORKLIFT HOLE BLACK EPOXY FINISH		49042195	1	PANEL, TOP LEFT END EPOXY
3	39917489	A/R	SCREW, M6 x 16		23558935	1	FOAM, TOP LEFT PANEL (LARGE)
	96750187	A/R	SCREW, M6 x 16	23558943	1	FOAM, TOP LEFT PANEL (SMALL)	
4	24731598	1	SUPPORT, VERTICAL	13	22159842	10	HINGE
	49041460	1	SUPPORT, VERTICAL R90-160 kW EPOXY		46591244	10	HINGE, PIN HALF
	23491129	1	FOAM, VERTICAL SUPPORT	14	23180565	10	LATCH
5	24741217	1	SUPPORT, RIGHT FRONT CORNER	15	23491137	4	DOOR, COMMON
	49042245	1	CORNER, RIGHT FRONT EPOXY		49041445	4	DOOR, COMMON EPOXY
	23550312	1	FOAM, RIGHT FRONT CORNER (SMALL)		23491152	4	DOOR, COMMON
	23550304	1	FOAM, RIGHT FRONT CORNER (LARGE)	16	23559156	1	DOOR, SMALL
6	24741175	1	SUPPORT, RIGHT REAR CORNER		49042138	1	DOOR, SMALL EPOXY
	49042229	1	CORNER, RIGHT REAR EPOXY		23559172	1	DOOR, SMALL
	23550320	1	FOAM, RIGHT REAR CORNER (SMALL)	17	93580140	10	PIN, HINGE
	23550338	1	FOAM, RIGHT REAR CORNER (LARGE)		46591251	10	PIN, HINGE
7	24741134	1	SUPPORT, VERTICAL	18	24718223	20	SCREW, M6 x 16
	49042203	1	SUPPORT, VERTICAL EPOXY		96760426	20	SCREW, M6 x 16
	23558844	1	FOAM, VERTICAL SUPPORT	19	23559941	1	PANEL, TOP EXHAUST
8	24741092	1	SUPPORT, LEFT REAR CORNER		49042146	1	PANEL, TOP EXHAUST EPOXY
	49042187	1	CORNER, LEFT REAR EPOXY		23559966	1	FOAM, TOP EXHAUST PANEL (RIGHT)
	23550932	1	FOAM, LEFT REAR CORNER (TOP HALF)		23559982	1	FOAM, TOP EXHAUST PANEL (FRONT)
	23550916	1	FOAM, LEFT REAR CORNER (BOTTOM HALF)		23559974	1	FOAM, TOP EXHAUST PANEL (LEFT)
	23550924	1	FOAM, LEFT REAR CORNER (NARROW SIDE)	23559990	1	FOAM, TOP EXHAUST PANEL (REAR)	
9	24741191	1	PANEL, TOP RIGHT END	20	54699368	14	SCREW, M6 x 36
	49042237	1	PANEL, TOP RIGHT END EPOXY		96762901	14	SCREW, M6 x 36
	23558877	1	FOAM, TOP RIGHT PANEL (SMALL)	21	23803315	1	PANEL, TOP LEFT (NO DRYER)
	23558885	1	FOAM, TOP RIGHT PANEL (LARGE)		23803331	1	PANEL, TOP LEFT (DRYER)
	23558927	1	FOAM, TOP RIGHT PANEL (MEDIUM)		49042153	1	PANEL, TOP LEFT EPOXY
10	24741233	1	PANEL, TOP FRONT	23803356	1	FOAM, TOP LEFT PANEL	
	49042252	1	PANEL, TOP FRONT EPOXY	22	23588320	1	CHUTE, ODM EXHAUST HOOD
	23559032	1	FOAM, TOP FRONT PANEL	23	35140409	A/R	SEAL, RUBBER STRIP
24	24648784	3	SUPPORT, ENCLOSURE CORNER	24	49041452	3	SUPPORT, ENCLOSURE CORNER (SHORT) EPOXY
	24716805	4	SUPPORT, ENCLOSURE CORNER		25	49032998	4
26	24716813	3	SUPPORT, ENCLOSURE CORNER	26		49033004	3
	49033004	3	SUPPORT, ENCLOSURE CORNER				

A/R AS REQUIRED

# AIREND (FIXED SPEED) ASSEMBLY DRAWING

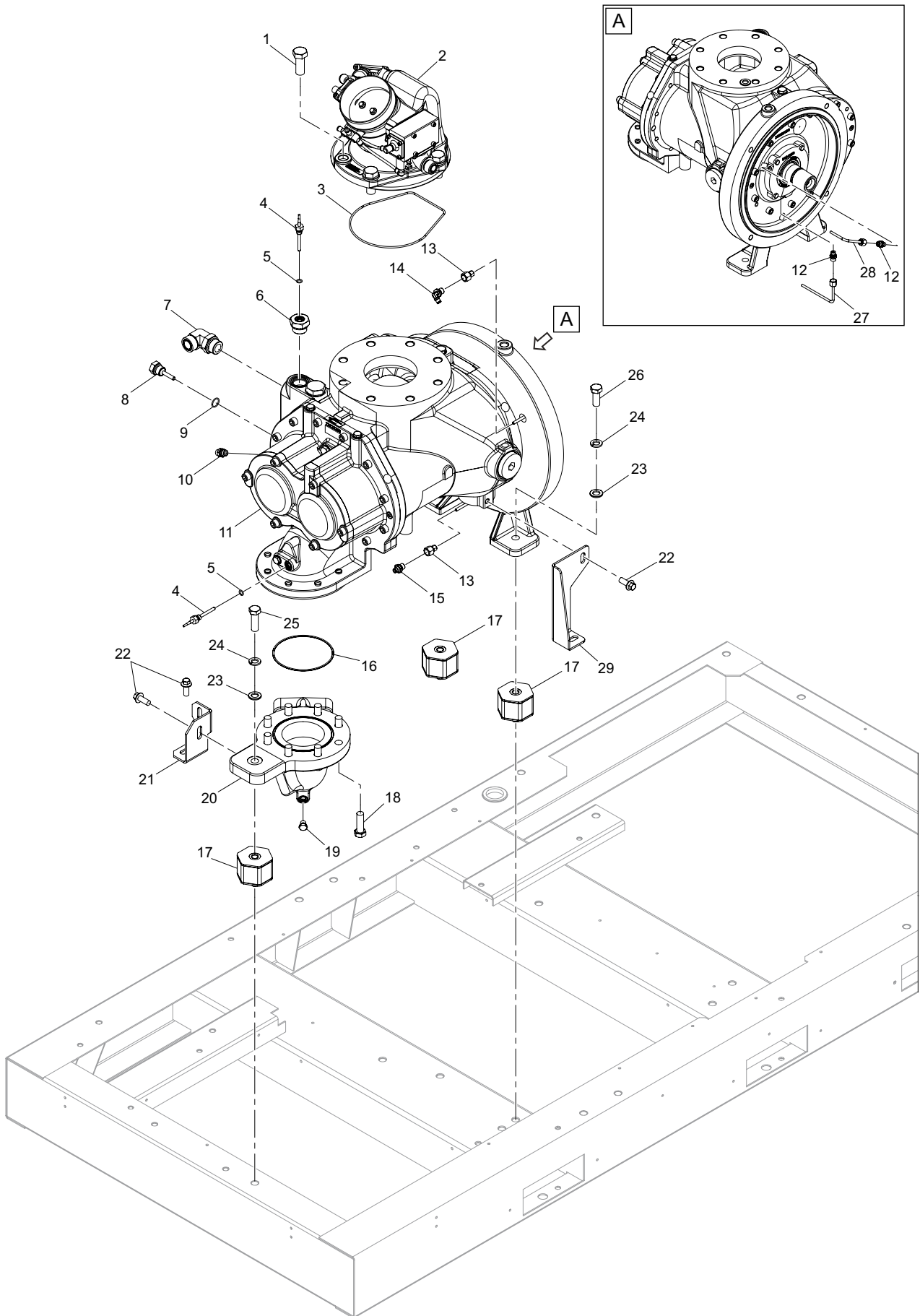


**AIREND (FIXED SPEED) PARTS LIST**

Item	Part No.	Qty	Description	Item	Part No.	Qty	Description
1	23421274	1	VALVE, INLET (ON / OFF)	19	23583743	1	ORIFICE (14 BARG / 75-100HP 200 PSIG)
	23421282	1	VALVE, INLET (MODULATION)		23583750	1	ORIFICE (14 BARG / 200 PSIG UNITS)
2	96704481	4	SCREW, M20-2.5 x 50	20	96757711	1	ELBOW, 1.0 TUBE x M33
3	23518509	1	O-RING	21	96757596	1	ELBOW, 0.25 TUBE x M12
4	95998076	1	O-RING	22	23821853	1	TUBE
5	23522253	2	SENSOR, TEMPERATURE	23	23453020	1	VALVE
6	96759295	2	O-RING	24	23821861	1	TUBE
7	23582349	1	ADAPTER, M33 x M12	25	35255819	1	CLAMP, PLATE
8	23540131	1	ASSEMBLY, AIREND	26	96716162	1	SCREW, M16-2 x 40
9	96727920	2	SCREW, M12 x 30	27	SEE TABLE	1	GEAR, SET
10	23582414	1	BRACE, AIREND SHIPPING	28	95381109	1	KEY, SQUARE
11	95060745	1	O-RING	29	35295336	2	PIN, DOWEL M16 x 40
12	23542863	1	ELBOW, DISCHARGE AIREND	30	96702444	12	SCREW, M12-1.75 x 40
13	96757000	1	PLUG, M12	31	96705645	4	WASHER, M16
14	96703962	8	SCREW, M16-2 x 50	32	96738372	2	SCREW, M16-2 x 25
15	23546948	1	SUPPORT, AIREND	33	96738380	2	SCREW, M16-2 x 30
16	23591779	2	MOUNT, ISOLATOR	34	96765169	2	WASHER, M16
17	96757927	1	CONNECTOR, 0.25 TUBE x M14	35	96757604	1	ELBOW, 0.25 TUBE x M14
18	96759352	1	O-RING				

<b>GEARSET TABLE</b>			
<b>MODEL</b>	<b>PRESSURE</b>	<b>50/60HZ</b>	<b>GEARSET</b>
<b>R45IE</b>	7.5 BARG	50	23561392
	8.5 BARG	50	39765094
	10 BARG	50	23561384
	110 PSIG	60	23561376
	125 PSIG	60	23636681
	145 PSIG	60	23561368
<b>R55I</b>	7.5BARG	50	39753637
	8.5 BARG	50	23561426
	10 BARG	50	23561418
	14BARG	50	23561376
	110PSIG	60	23561400
	125PSIG	60	39765094
	145PSIG	60	23561384
	200 PSIG	60	23589484
<b>R75I</b>	7.5BARG	50	39753793
	8.5 BARG	50	39755178
	10 BARG	50	39121413
	14BARG	50	23561426
	110PSIG	60	39104849
	125PSIG	60	39756465
	145PSIG	60	39753637
	200 PSIG	60	23561392

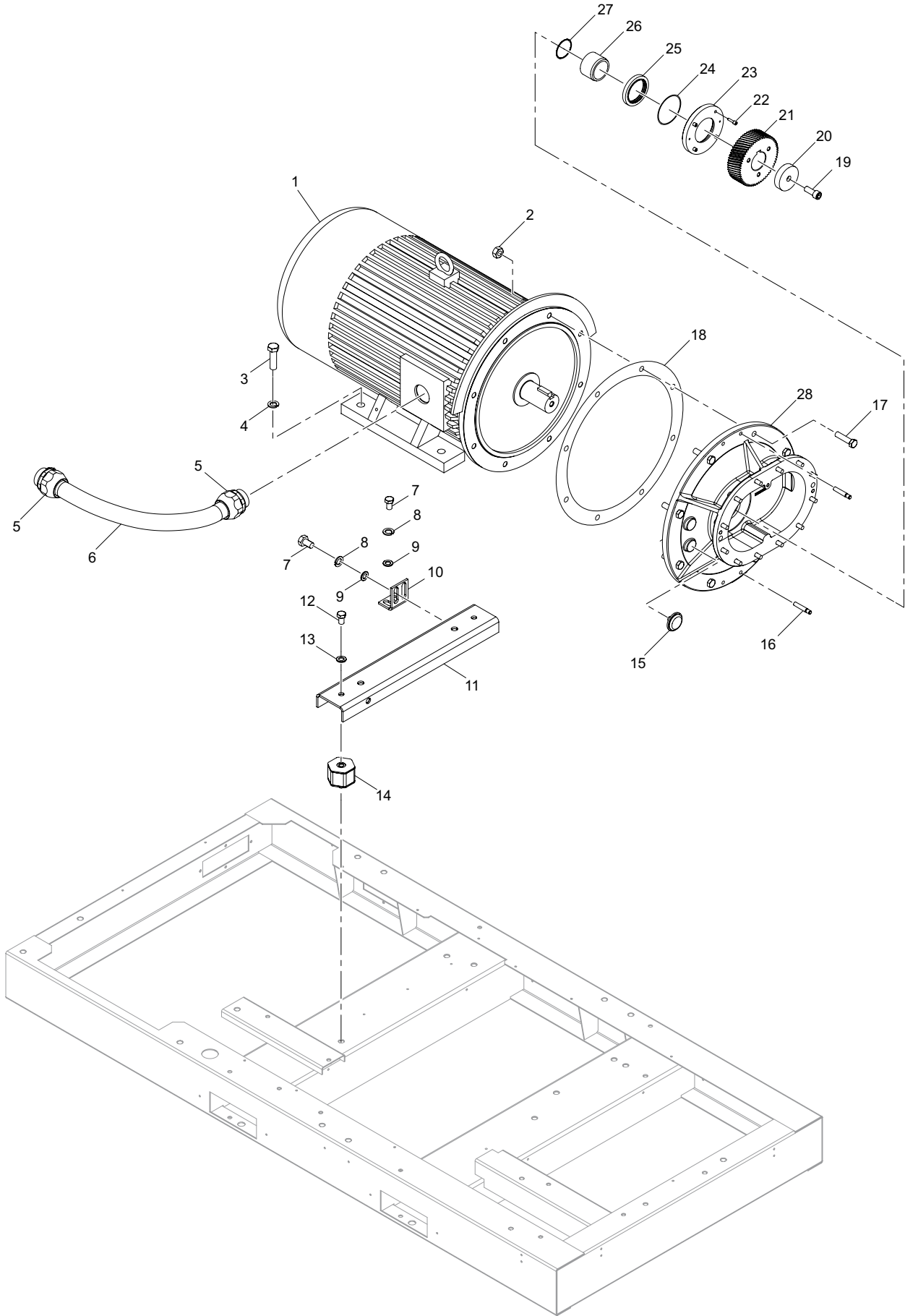
# AIREND (VSD) ASSEMBLY DRAWING



## AIREND (VSD) PARTS LIST

Item	Part No.	Qty	Description	Item	Part No.	Qty	Description
1	96704481	4	SCREW	16	95060745	1	O-RING
2	23421274	1	VALVE, INLET (ON / OFF)	17	23591779	3	MOUNT
3	95998076	1	O-RING	18	96703962	8	SCREW
4	23522253	2	SENSOR	19	96757000	1	PLUG
5	96759295	2	O-RING	20	23542863	1	ELBOW, DISCHARGE
6	23582349	1	ADAPTER	21	23549744	1	BRACE
7	96757711	1	ELBOW	22	96727920	4	SCREW
8	23583750	1	ORIFICE	23	96705645	3	WASHER
9	96759352	1	O-RING	24	96765169	3	WASHER
10	96757927	1	CONNECTOR	25	96703962	1	SCREW
11	23512775	1	ASSEMBLY, AIREND	26	96702337	2	SCREW
12	96757919	2	CONNECTOR	27	23582281	1	TUBE
13	23453483	2	CONNECTOR	28	23582299	1	TUBE
14	96759550	1	ELBOW	29	23582414	1	BRACE
15	96759634	1	CONNECTOR				

# DRIVE (FIXED SPEED) ASSEMBLY DRAWING



**DRIVE (FIXED SPEED) PARTS LIST**

Item	Part No.	Qty	Description	Item	Part No.	Qty	Description
1	SEE TABLE ON P.12	1	MOTOR	16	39194915	2	PIN
2	96711882	8	NUT	17	96715156	8	SCREW
3	96721162	2	SCREW	18	22990790	1	GASKET
4	96737721	2	WASHER	19	96740675	1	SCREW
5	54564059	2	CONNECTOR	20	39404587	1	RETAINER
6	39147194	A/R	CONDUIT	21	SEE TABLE	1	GEAR SET
7	96702337	2	SCREW	22	22168710	4	CAPSCREW
8	96765169	2	WASHER	23	89244040	1	SEAL HOUSING
9	96705645	2	WASHER	24	95023107	1	O-RING
10	23516354	1	BRACE	25	89244024	1	SEAL, SHAFT
11	23562762	1	MOUNT, MOTOR	26	89246524	1	SLEEVE, SHAFT
12	96738372	2	SCREW	27	96958111	1	O-RING
13	96705645	2	WASHER	28	23553837	1	GEARCASE
14	23591779	2	MOUNT	A/R AS REQUIRED			
15	88089743	1	BREATHER				

GEARSET TABLE			
MODEL	PRESSURE	50/60HZ	GEARSET
R45IE	7.5 BARG	50	23561392
	8.5 BARG	50	39765094
	10 BARG	50	23561384
	110 PSIG	60	23561376
	125 PSIG	60	23636681
	145 PSIG	60	23561368
R55I	7.5BARG	50	39753637
	8.5 BARG	50	23561426
	10 BARG	50	23561418
	14BARG	50	23561376
	110PSIG	60	23561400
	125PSIG	60	39765094
	145PSIG	60	23561384
	200 PSIG	60	23589484
R75I	7.5BARG	50	39753793
	8.5 BARG	50	39755178
	10 BARG	50	39121413
	14BARG	50	23561426
	110PSIG	60	39104849
	125PSIG	60	39756465
	145PSIG	60	39753637
	200 PSIG	60	23561392

---

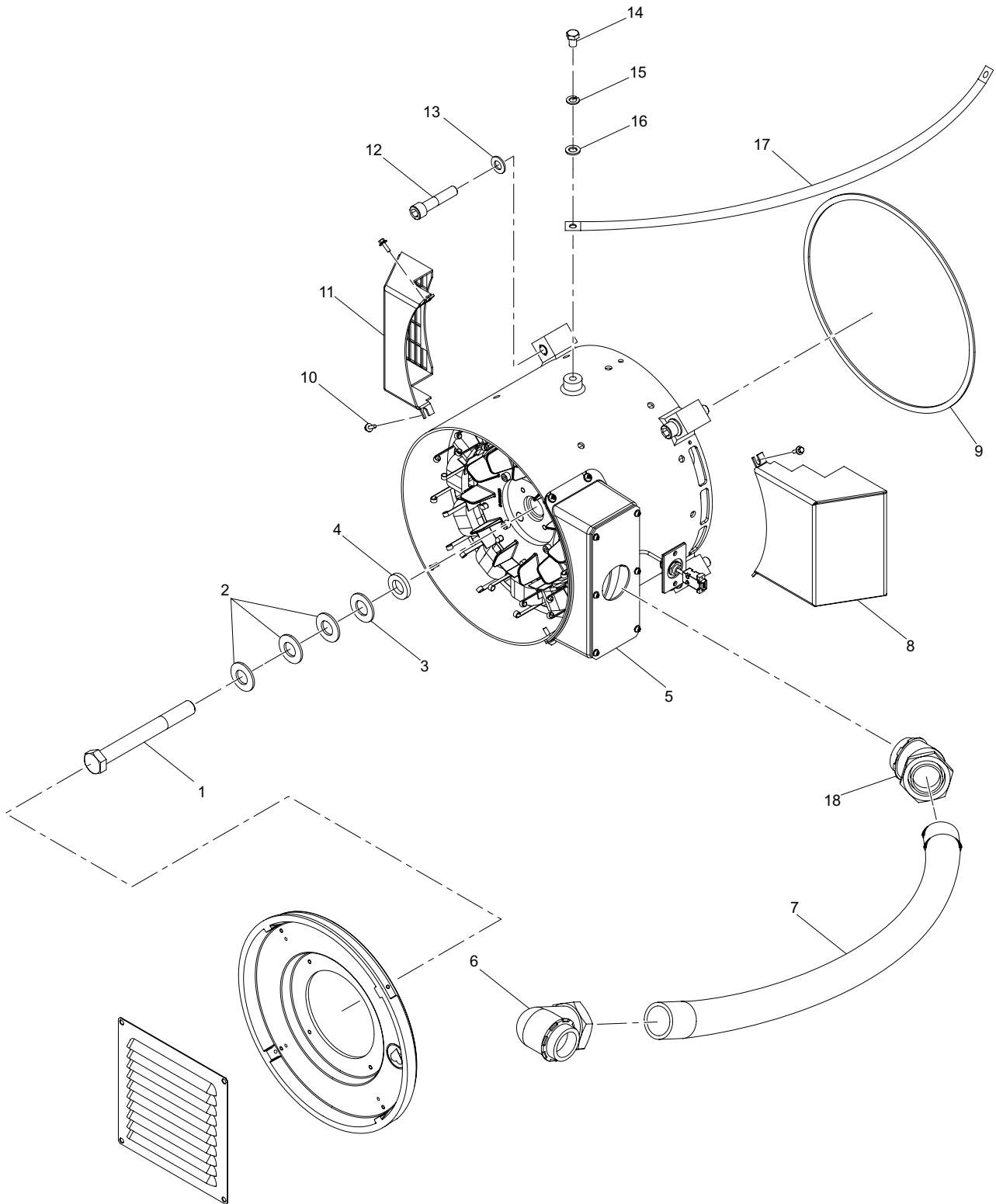
**DRIVE (FIXED SPEED) PARTS LIST**


---

<b>ALTERNATIVE PARTS FOR DRIVE MOTOR</b>	
<b>PART.NO</b>	<b>APPLICATION</b>
23749153	MOTOR 55KW 400V 50 HZ TEFC (GB18613 GR3)
23563406	MOTOR 55KW 400V 50 HZ TEFC (IE3)
23563414	MOTOR 55KW 400V 50 HZ TEFC (IE1)
23749161	MOTOR 75KW 400V 50 HZ TEFC (GB18613 GR3)
23563448	MOTOR 75KW 400V 50 HZ TEFC (IE3)
23563455	MOTOR 75KW 400V 50 HZ TEFC (IE1)
23563505	MOTOR 75HP 230/460V 60 HZ TEFC (IE3)
23882384	MOTOR 75HP 220/440V 60 HZ TEFC (IE3)
23563422	MOTOR 75HP 230/460V 60 HZ W/SPACEHEATER TEFC (IE3)
23563463	MOTOR 75HP 380V 60 HZ TEFC (IE3)
23563521	MOTOR 75HP 575V 60 HZ TEFC (IE3)
23604168	MOTOR 75HP 575V 60 HZ W/SPACEHEATER TEFC (IE3)
23749195	MOTOR 75HP 380V 60 HZ TEFC (INMETRO)
23749203	MOTOR 75HP 440V 60 HZ TEFC (INMETRO)
23882392	MOTOR 100HP 220/440V 60 HZ TEFC (IE3)
23563570	MOTOR 100HP 230/460V 60 HZ TEFC (IE3)
23604176	MOTOR 100HP 230/460V 60 HZ W/SPACEHEATER TEFC (IE3)
23563539	MOTOR 100HP 380V 60 HZ TEFC (IE3)
23563596	MOTOR 100HP 575V 60 HZ TEFC (IE3)
23563430	MOTOR 100HP 575V 60 HZ W/SPACEHEATER TEFC (IE3)
23749211	MOTOR 100HP 380V 60 HZ TEFC (INMETRO)
23749229	MOTOR 100HP 440V 60 HZ TEFC (INMETRO)
47542034001	MOTOR 75HP, 460V TEFC VFD R55-75 (REQS. SS STARTER)
47542034002	MOTOR 100HP, 460V TEFC VFD R55-75 (REQS. SS STARTER)
23749146	MOTOR 45KW 380V 50 HZ TEFC (GB18613 GR3)
23604184	MOTOR 45KW 400V 50 HZ TEFC (IE3)
23604192	MOTOR 45KW 400V 50 HZ TEFC (IE1)
23604200	MOTOR 60HP 380V 60 HZ TEFC (IE3)
23604234	MOTOR 60HP 230/460V 60 HZ TEFC (IE3)
23562754	MOTOR 60HP 230/460V 60 HZ W/SPACEHEATER TEFC (IE3)
23604242	MOTOR 60HP 575V 60 HZ TEFC (IE3)
23563398	MOTOR 60HP 575V 60 HZ W/SPACEHEATER TEFC (IE3)
23749179	MOTOR 60HP 380V 60 HZ TEFC (INMETRO)
23749187	MOTOR 60HP 440V 60 HZ TEFC (INMETRO)

**PAGE INTENTIONALLY LEFT BLANK**

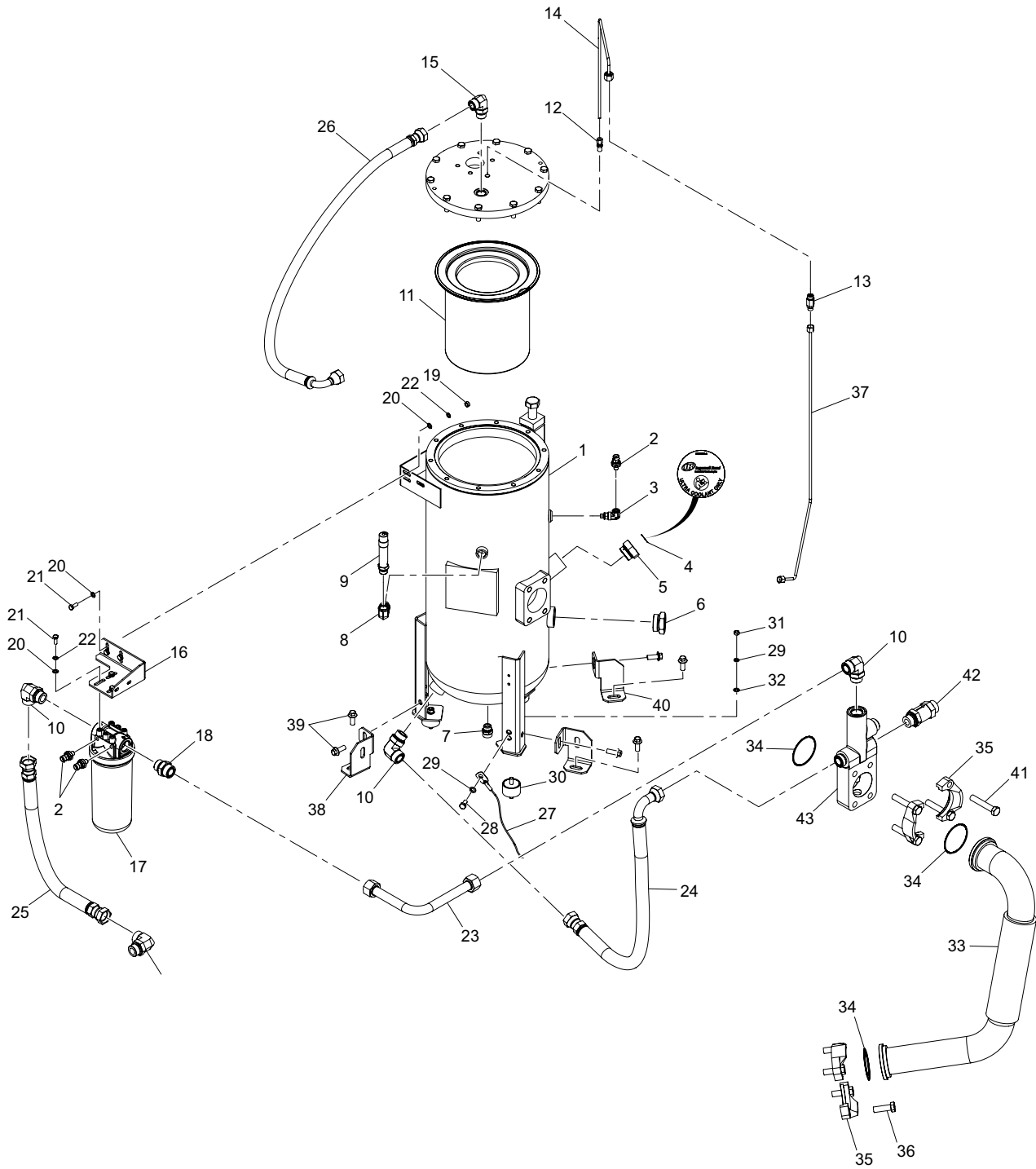
# DRIVE (VSD) ASSEMBLY DRAWING



## DRIVE (VSD) PARTS LIST

Item	Part No.	Qty	Description	Item	Part No.	Qty	Description
1	22056303	1	BOLT	11	23866338	1	VENT, VSD MOTOR SHORT
2	22055560	3	WASHER	12	22504575	4	SCREW
3	22054456	1	WASHER	13	96705645	4	WASHER
4	22056279	1	WASHER	14	96719851	1	SCREW
5	23752959	1	ASSEMBLY, STATOR (380 - 460V)	15	96739933	1	WASHER
	23625106	1	ASSEMBLY, STATOR (575V)	16	96701412	1	WASHER
6	95373924	1	ELBOW, INSULATED THROAT	17	22222863	1	STRAP, EARTH GROUND
7	39132311	A/R	CONDUIT	18	95383014	1	ELBOW, INSULATED THROAT
8	23866320	1	VENT, VSD MOTOR LONG				
9	54672001	1	GASKET				
10	39917489	4	SCREW				
				A/R	AS REQUIRED		

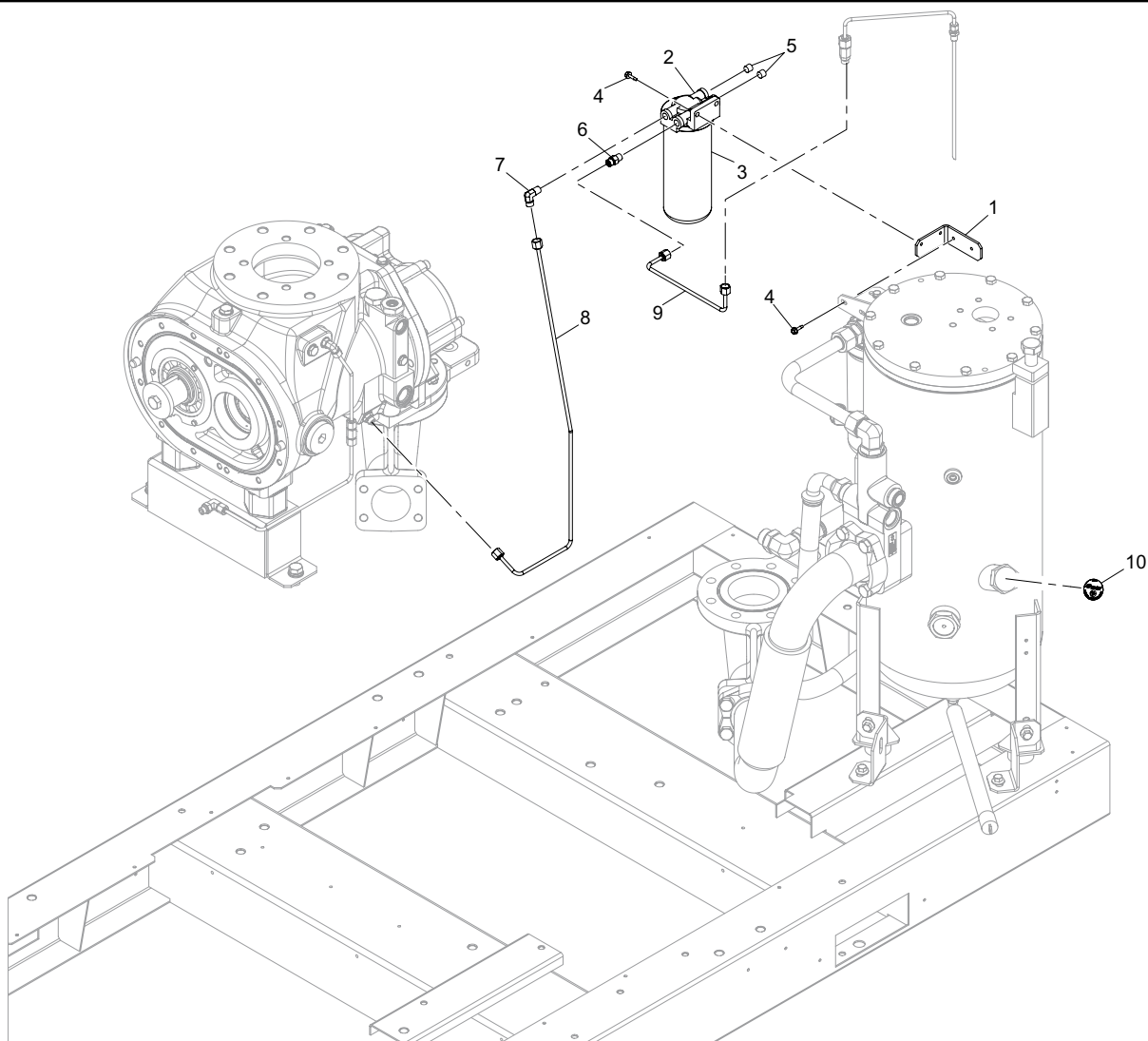
# SEPARATOR TANK ASSEMBLY DRAWING



## SEPARATOR TANK PARTS LIST

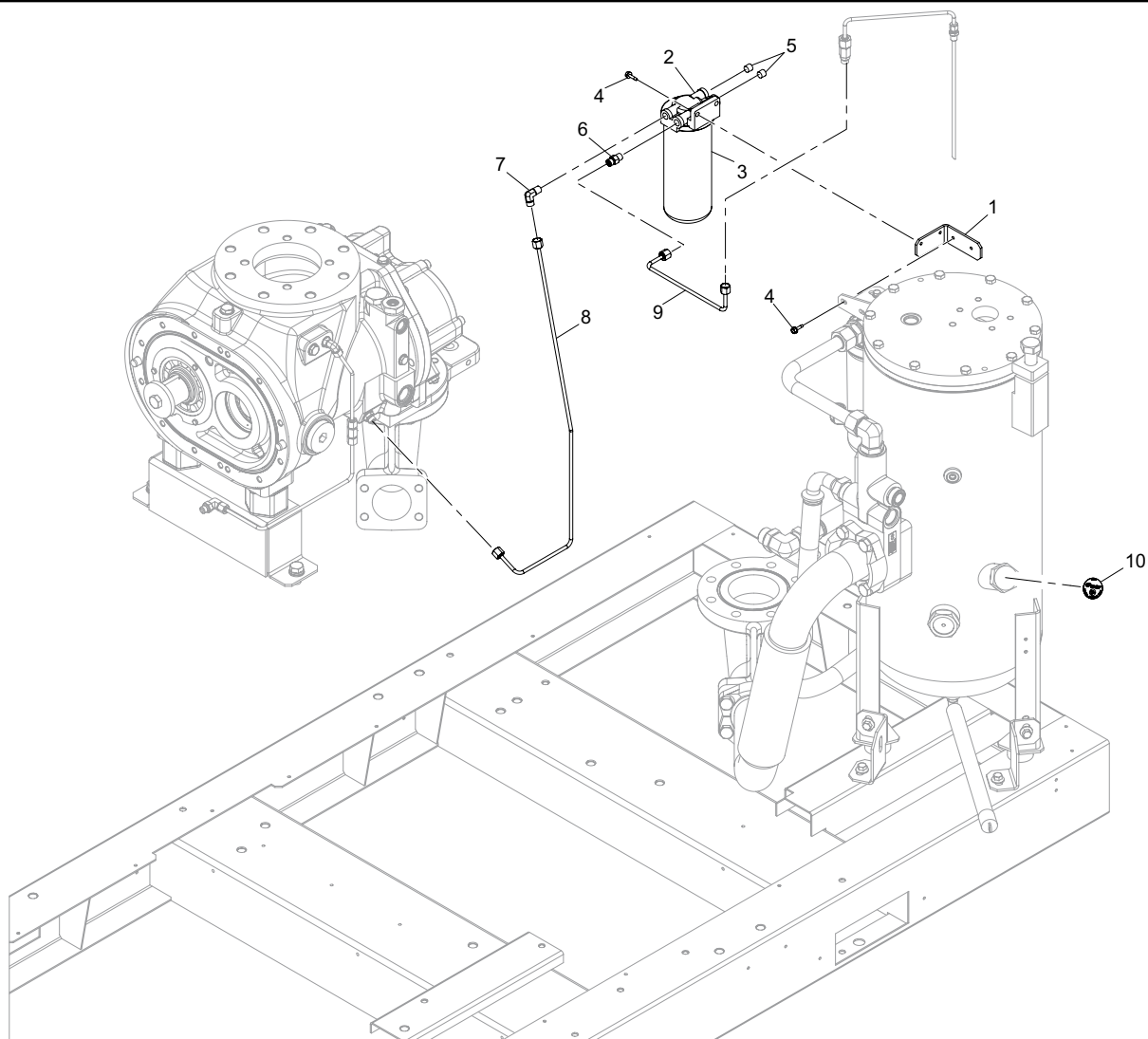
Item	Part No.	Qty	Description	Item	Part No.	Qty	Description	
1	23542640	1	TANK, SEPARATOR (ASME, CRN, NR-13)	22	96741467	7	WASHER	
	23549819	1	TANK, SEPARATOR (CE)	23	23548779	1	TUBE	
	23549793	1	TANK, SEPARATOR (GB-150)	24	24266207	1	HOSE HYDRAULIC (PTFE) (SEP TANKS: ASME, CRN, NR13; ASME - PACIFIC RIM; GB-150; AS1210)	
	23549827	1	TANK, SEPARATOR (ASME - PACIFIC RIM)		48662746	1	HOSE, HYDRAULIC (RUBBER) (SEP TANKS: CE; TUV)	
		23549835	1	TANK, SEPARATOR (AS1210)	25	42707364	1	HOSE, HYDRAULIC (PTFE) (SEP TANKS: ASME, CRN, NR13; ASME - PACIFIC RIM; GB-150; AS1210)
		23549801	1	TANK, SEPARATOR (TUV)		85575231	1	HOSE, HYDRAULIC (RUBBER) (SEP TANKS: CE; TUV)
2	23700370	3	TRANSDUCER, PRESSURE	26	85574374	1	HOSE, HYDRAULIC	
3	23700404	1	ELBOW	27	23566318	1	STRAP, EARTH GROUND-VSD	
4	23540586	1	DECAL, ULTRA COOLANT		23847205	1	CABLE, EARTH GROUND -FS	
5	23408628	1	PLUG	28	96702279	1	SCREW	
6	23404866	1	ASSEMBLY, SIGHT GLASS	29	96712096	4	WASHER	
7	24096901	1	VALVE, DRAIN	30	23591761	3	MOUNT	
8	23500382	1	ELBOW	31	96704812	3	SCREW	
	23443872	1	VALVE, PRESSURE RELIEF (ASME & CRN)	32	96714399	3	WASHER	
	23443864	1	VALVE, PRESSURE RELIEF (CE)	33	23543457	1	TUBE	
	23443914	1	VALVE, PRESSURE RELIEF (GB-150)	34	95022349	3	O-RING	
10	96757711	3	ELBOW	35	95016283	4	FLANGE, CLAMP	
11	23708423	1	ELEMENT, SEPARATOR TANK	36	96703962	4	SCREW	
12	23413479	1	ADAPTER	37	23585169	1	TUBE, SCAVENGE	
13	23544612	1	VALVE	38	23549744	2	BRACE, SHIPPING	
14	23549629	1	TUBE	39	96727920	6	SCREW	
15	96757703	1	ELBOW	40	23585821	1	BRACE, SHIPPING	
16	23548746	1	SUPPORT, OIL FILTER	41	96701503	4	SCREW	
	24574006	1	SUPPORT, OIL FILTER	42	23674054	1	VALVE, CHECK	
17	23700362	1	FILTER, COOLANT	43	23812340	1	ASSEMBLY, HSTCV (< 200PSIG)	
18	96758081	1	CONNECTOR		24106023	1	ASSEMBLY, HSTCV (200PSIG)	
19	96701370	3	NUT					
20	96701396	10	WASHER					
21	96702824	7	SCREW					

## FOOD GRADE COOLANT ASSEMBLY DRAWING AND PARTS LIST



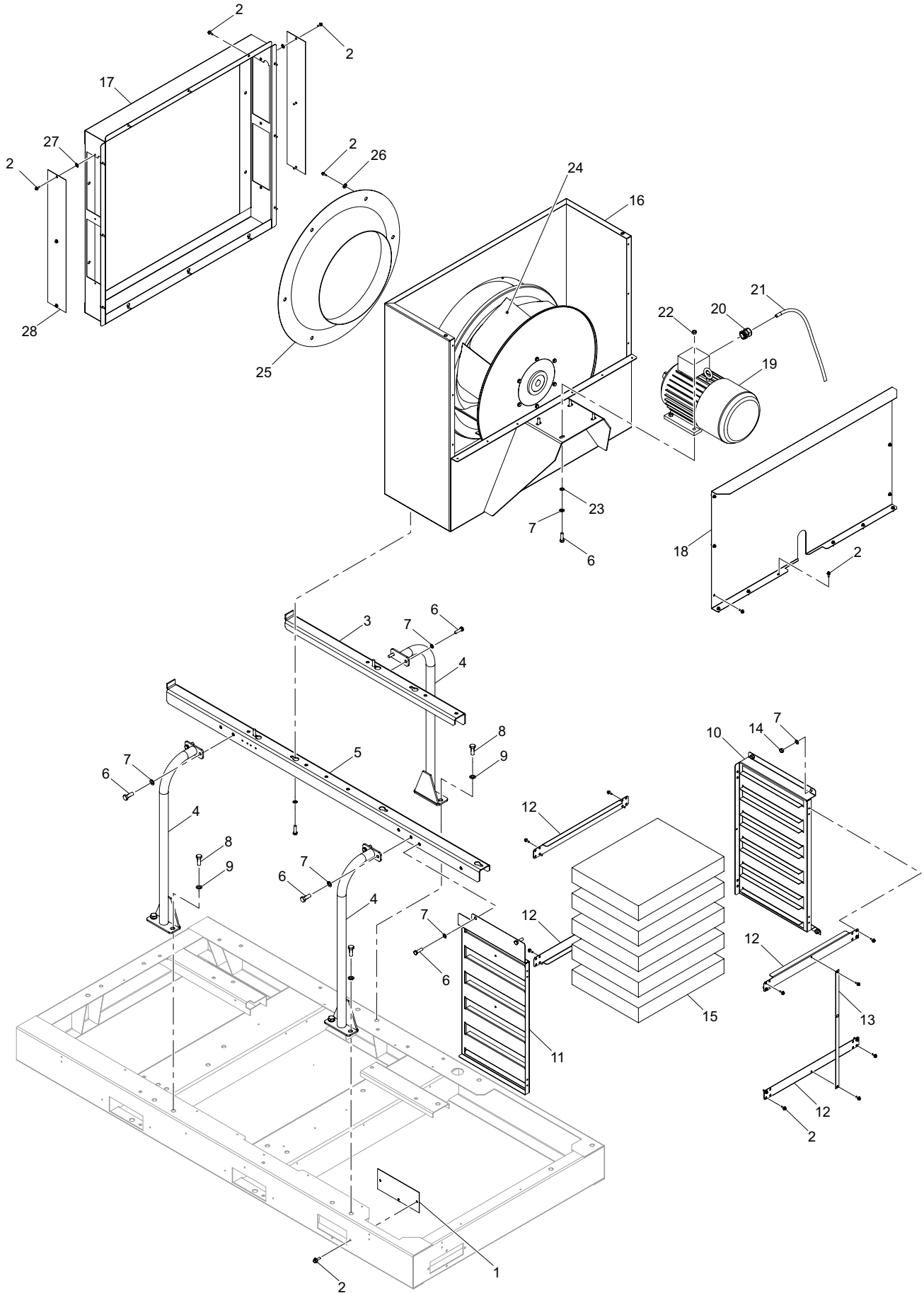
Item	Part No.	Qty	Description	Item	Part No.	Qty	Description
1	23585227	1	SUPPORT, COOLANT FILTER	6	96956198	1	CONNECTOR
2	38430880	1	BASE, FILTER MOUNTING	7	96955661	1	ELBOW
3	38430906	1	FILTER	8	23585201	1	TUBE, SCAVENGE
4	96738745	4	SCREW	9	23585219	1	TUBE, SCAVENGE
5	95928230	2	PLUG	10	23540594	1	DECAL, X-TEND

## ULTRA FOOD GRADE COOLANT ASSEMBLY DRAWING AND PARTS LIST



Item	Part No.	Qty	Description	Item	Part No.	Qty	Description
1	23585227	1	SUPPORT, COOLANT FILTER	6	96956198	1	CONNECTOR
2	38430880	1	BASE, FILTER MOUNTING	7	96955661	1	ELBOW
3	38430906	1	FILTER	8	23585201	1	TUBE, SCAVENGE
4	96738745	4	SCREW	9	23585219	1	TUBE, SCAVENGE
5	95928230	2	PLUG	10	24071755	1	DECAL, ULTRA FOOD GRADE

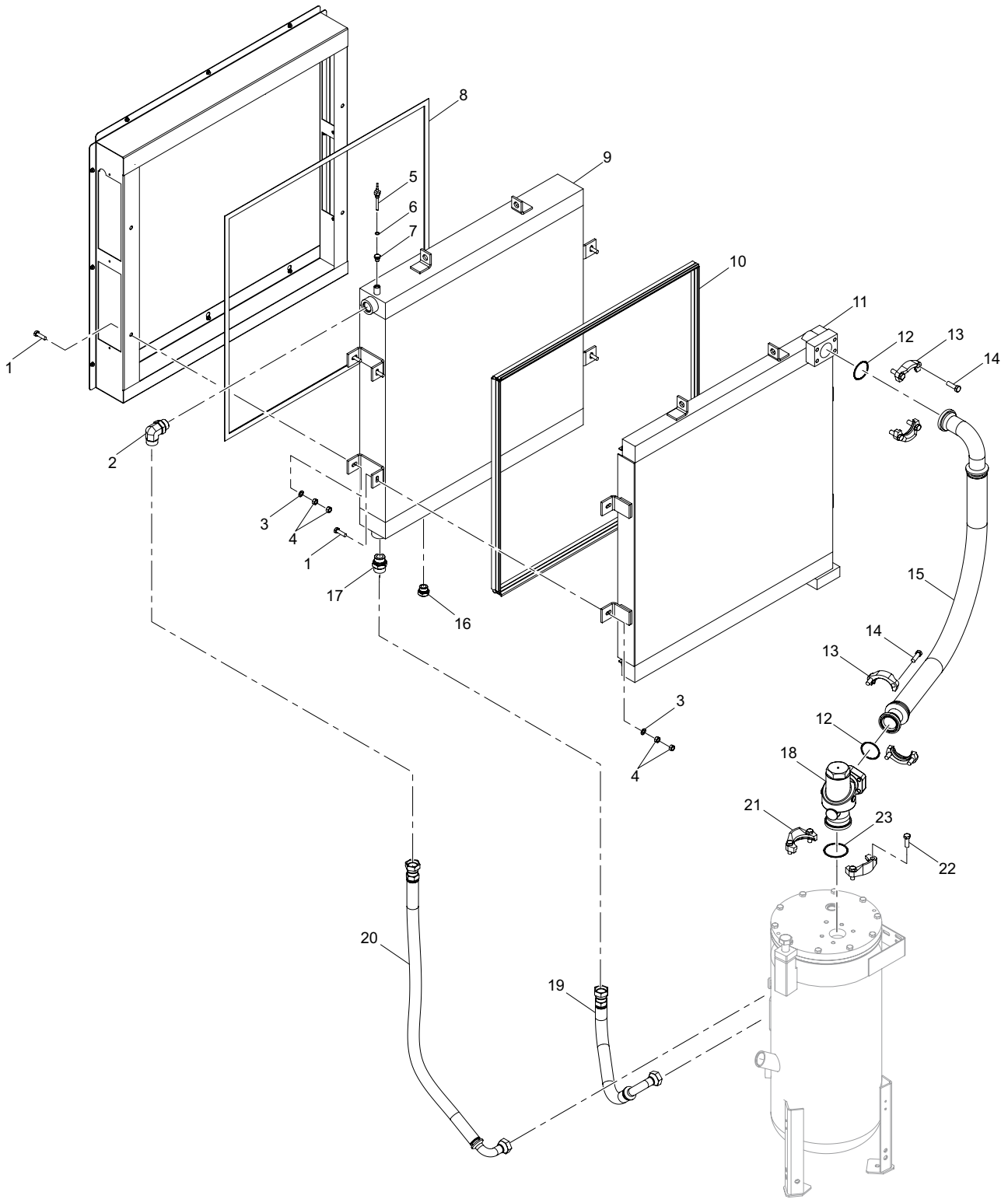
# BLOWER (AIR-COOLED) ASSEMBLY DRAWING



**BLOWER (AIR-COOLED) PARTS LIST**

Item	Part No.	Qty	Description	Item	Part No.	Qty	Description
1	23452048	1	PLATE	19	23423585	1	MOTOR, 2.2 kW 220/440V 60 Hz
2	39917489	27	SCREW, M6 x 16		23394273	1	MOTOR, 2.2 kW 230/460V 60 Hz
3	23545726	1	CHANNEL		23423593	1	MOTOR, 2.2 kW 380V 60 Hz
4	23551476	3	LEG, COOLER/BLOWER SUPPORT		23749906	1	MOTOR, 2.2 kW 380V 60 Hz
5	23545700	1	CHANNEL		23749922	1	MOTOR, 2.2 kW 440V 60 Hz
6	96704309	12	SCREW		23423619	1	MOTOR, 2.2 kW 575V 60 Hz
7	96712096	16	WASHER		23749930	1	MOTOR, 2.2 kW 400V 50 Hz
8	96738372	12	SCREW		23422553	1	MOTOR, 2.2 kW 400V 50 Hz
9	96765169	6	WASHER	20	22501720	1	GLAND, CABLE
10	23561350	1	SUPPORT, SIDE BATT	21	23532039	1	CABLE
11	23561442	1	SUPPORT, SIDE BATT	22	96704812	4	NUT
12	23561681	4	BRACE, INTAKE SILENCER	23	96714399	4	WASHER
13	23562077	1	RETAINER	24	23391345	1	BLOWER, 60 HZ FS
14	96704812	4	NUT		23410558	1	BLOWER, 50 HZ FS & ALL VSD
15	23561608	5	BATT	25	23391352	1	CONE, 60 HZ FS
16	23546112	1	HOUSING, BLOWER (60 Hz - FS)		23410541	1	CONE, 50 HZ FS & ALL VSD
	23605801	1	HOUSING, BLOWER (50 Hz - FS & ALL VSD)	26	96745559	6	WASHER
17	23545833	1	PLENUM, COOLER	27	23523491	6	RETAINER
18	23546187	1	COVER	28	23546211	2	COVER, COOLER ACCESS
				A/R	AS REQUIRED		

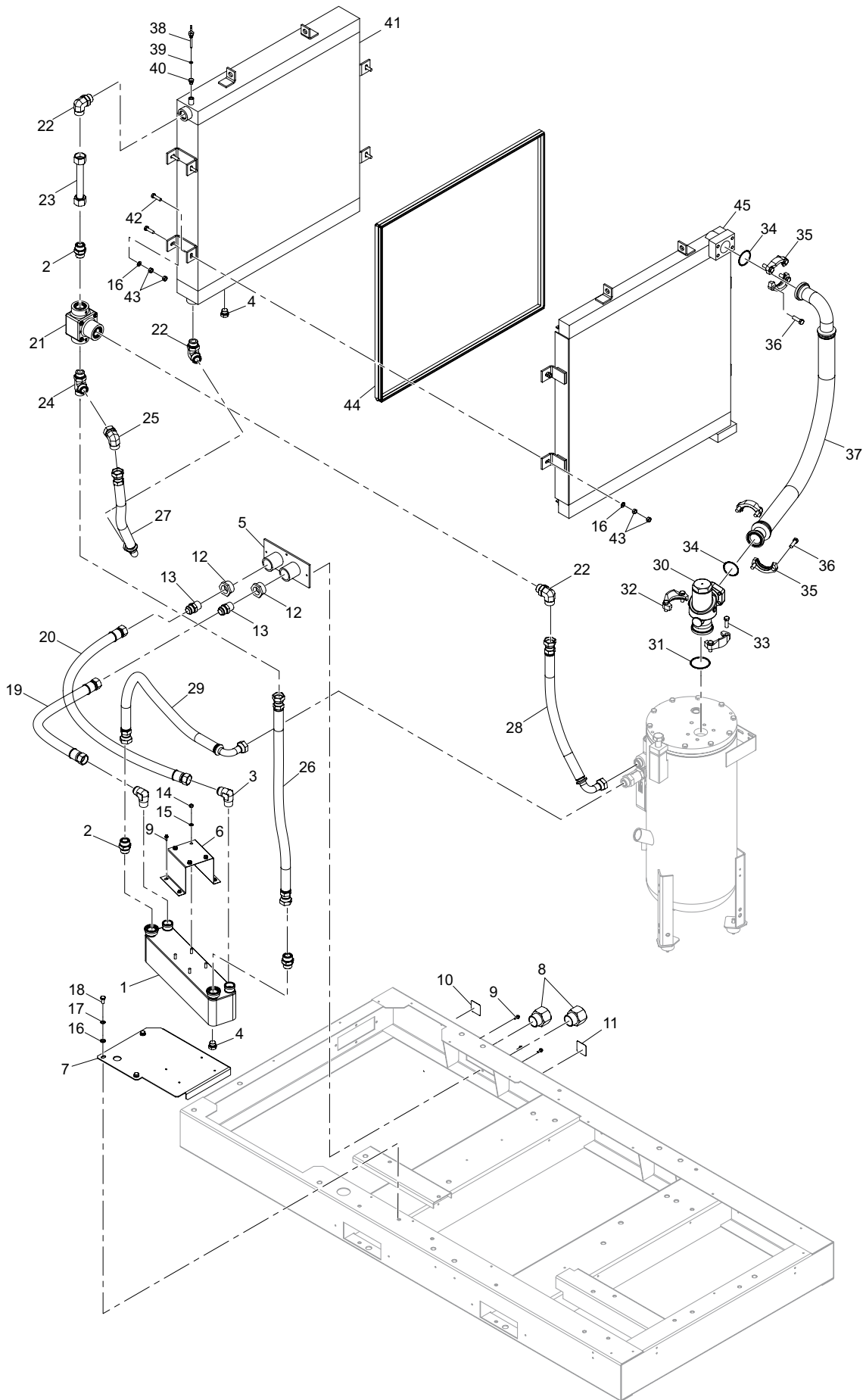
# COOLER (AIR-COOLED) ASSEMBLY DRAWING



**COOLER (AIR-COOLED) PARTS LIST**

Item	Part No.	Qty	Description	Item	Part No.	Qty	Description
1	96704309	8	SCREW	15	23626443	1	HOSE
2	96757711	1	ELBOW	16	96757059	1	PLUG
3	96714399	8	WASHER	17	96758081	1	CONNECTOR
4	96704812	16	NUT	18	23378011	1	VALVE
5	23522238	1	SENSOR	19	48662738	1	HOSE (CRN)
6	96759295	1	O-RING		24266215	1	HOSE (PTFE)
7	96757000	1	PLUG	20	48662779	1	HOSE (CRN)
8	39117312	A/R	GASKET		24266223	1	HOSE (PTFE)
9	23859564	1	COOLER, OIL	21	95961496	1	FLANGE, CLAMP
10	23394190	A/R	GASKET	22	96702329	4	SCREW
11	23385412	1	COOLER, AIR (CRN/PED)	23	95028502	1	O-RING
	23859572	1	COOLER, AIR				
12	95987988	2	O-RING				
13	95973434	4	FLANGE, CLAMP				
14	96702444	8	SCREW				
				A/R	AS REQUIRED		

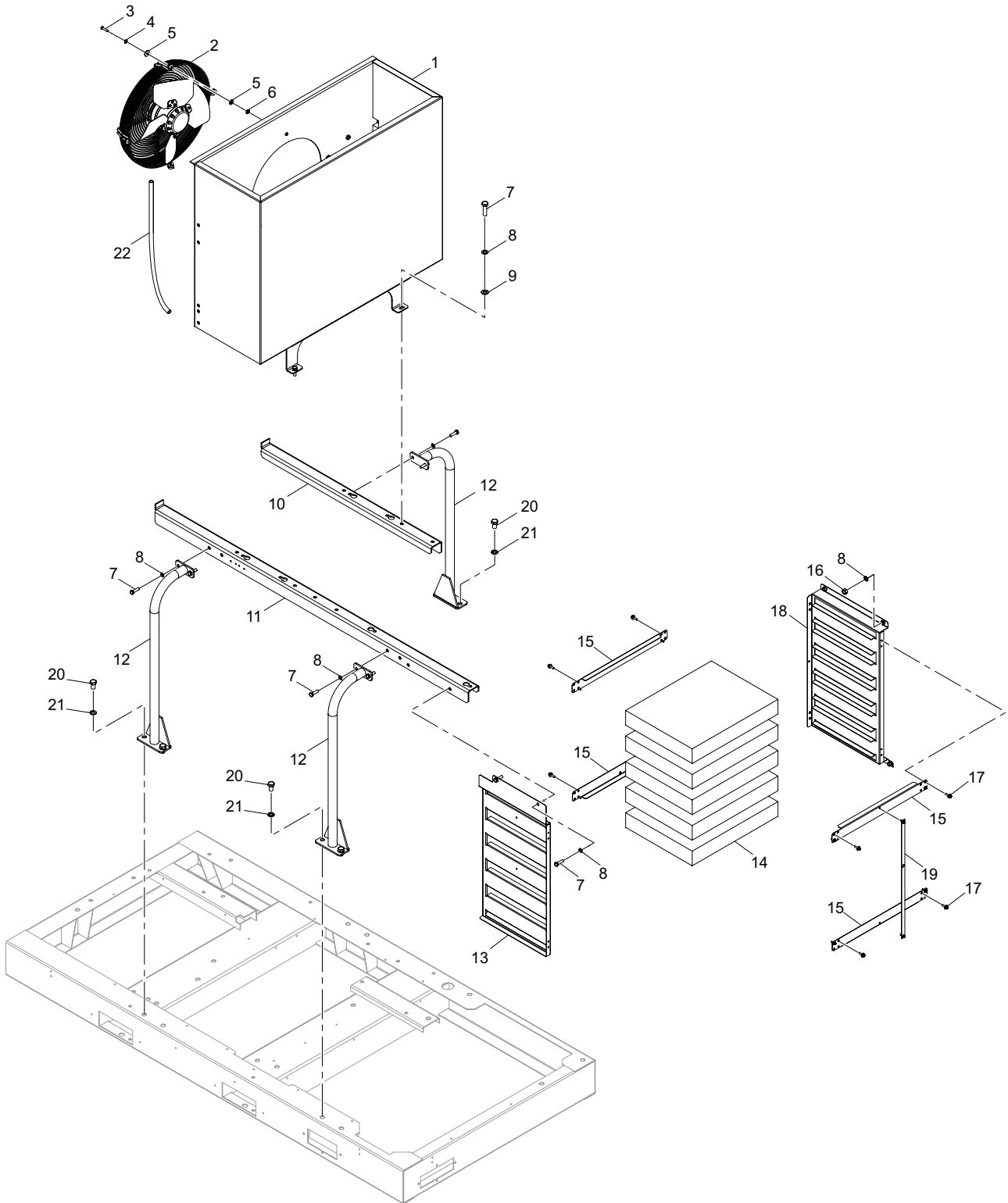
# COOLER (AIR-COOLED-ERS) ASSEMBLY DRAWING



**COOLER (AIR-COOLED-ERS) PARTS LIST**

Item	Part No.	Qty	Description	Item	Part No.	Qty	Description
1	23873177	1	OIL-COOLER	27	48662803	1	HOSE, HYDRAULIC (RUBBER)
2	96758081	3	CONNECTOR		24266249	1	HOSE, HYDRAULIC (PTFE)
3	95953337	2	ELBOW	28	48662738	1	HOSE, HYDRAULIC (RUBBER)
4	96757000	2	PLUG		24266215	1	HOSE, HYDRAULIC (PTFE)
5	22279582	1	PLATE	29	48662753	1	HOSE, HYDRAULIC (RUBBER)
6	23613656	1	BRACKET		24266256	1	HOSE, HYDRAULIC (PTFE)
7	23621030	1	SUPPORT	30	23378011	1	VALVE, MPCV
8	39325576	2	ADAPTER	31	95028502	1	O-RING
9	39917489	7	SCREW	32	95961496	2	FLANGE, CLAMP
10	93166403	1	DECAL, WATER IN	33	96702329	4	SCREW
11	93166411	1	DECAL, WATER OUT	34	95987988	2	O-RING
12	95495719	2	BUSHING	35	95973434	4	FLANGE, CLAMP
13	95973046	2	CONNECTOR	36	96702444	8	SCREW
14	96701370	4	NUT	37	23626443	1	HOSE
15	96741467	4	WASHER	38	23522238	1	SENSOR
16	96714399	11	WASHER	39	96759295	1	O-RING
17	96712096	3	WASHER	40	96757000	1	PLUG
18	96702279	3	SCREW	41	23859564	1	COOLER, OIL
19	85561157	1	HOSE	42	96704309	8	SCREW
20	85561264	1	HOSE	43	96704812	16	NUT
21	23615090	1	VALVE, THERMAL	44	23394190	A/R	GASKET
22	96757711	3	ELBOW	45	23385412	1	COOLER, AIR (CRN/PED)
23	23616105	1	TUBE		23859572	1	COOLER, AIR
24	96758420	1	TEE				
25	96958244	1	ELBOW				
26	48662795	1	HOSE, HYDRAULIC (RUBBER)	A/R	AS REQUIRED		
	24266231	1	HOSE, HYDRAULIC (PTFE)				

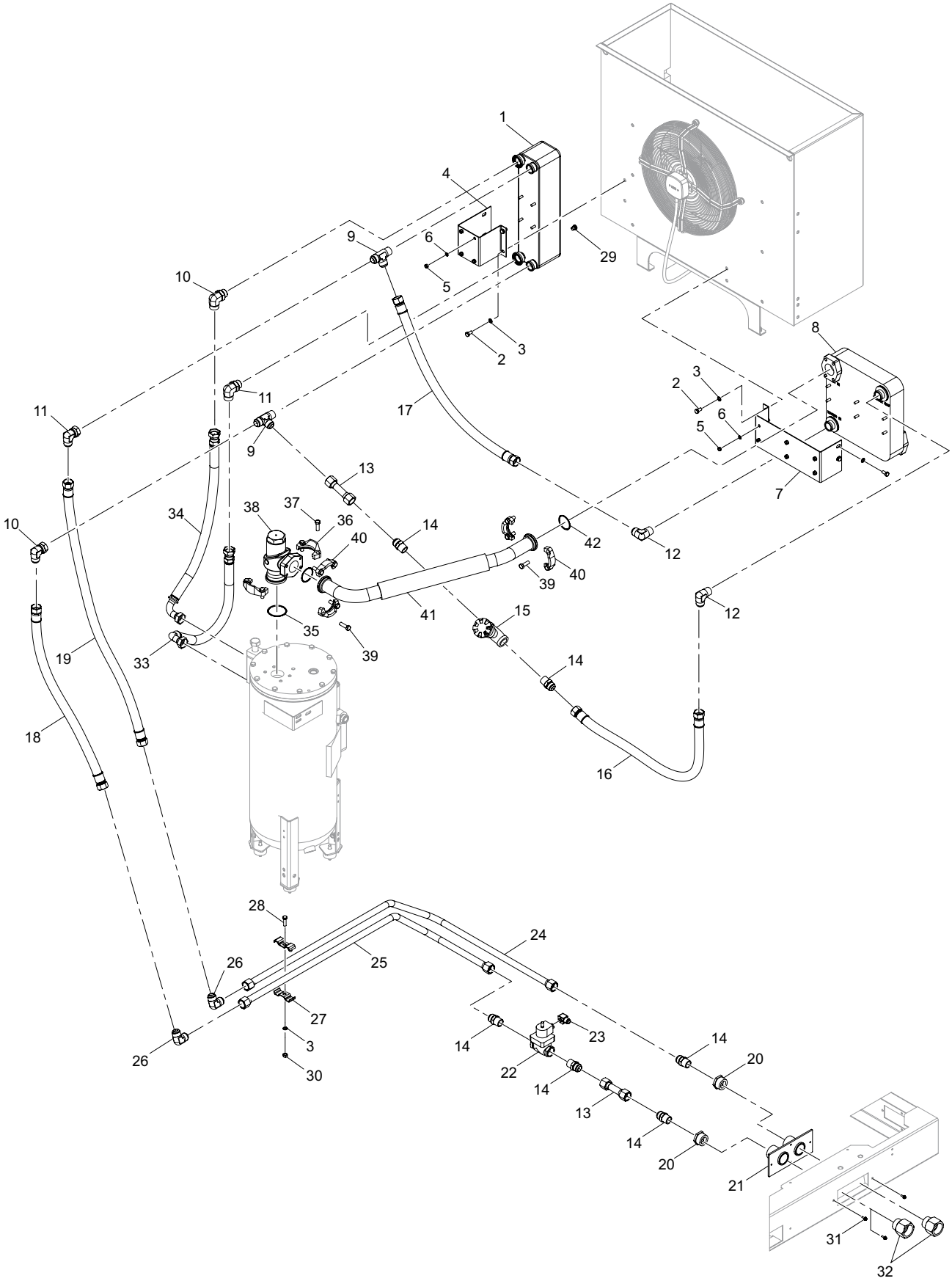
# BLOWER (WATER-COOLED) ASSEMBLY DRAWING



**BLOWER (WATER-COOLED) PARTS LIST**

Item	Part No.	Qty	Description	Item	Part No.	Qty	Description
1	23877384	1	FAN SHROUD	12	23551476	3	LEG, BLOWER SUPPORT
2	23573710	1	FAN	13	23561442	1	SUPPORT, SIDE BATT
3	96702246	4	SCREW	14	23561608	5	BATT
4	96727573	4	WASHER	15	23561681	4	BRACE
5	96745559	8	WASHER	16	96704812	4	NUT
6	22382212	4	WASHER	17	39917489	18	SCREW
7	96704309	12	SCREW	18	23561350	1	SUPPORT, SIDE BATT
8	96712096	16	WASHER	19	23562077	1	RETAINER
9	96714399	4	WASHER	20	96738372	6	SCREW
10	23545726	1	CHANNEL	21	96765169	6	WASHER
11	23545700	1	CHANNEL	22	23693658	1	CABLE, FAN MOTOR

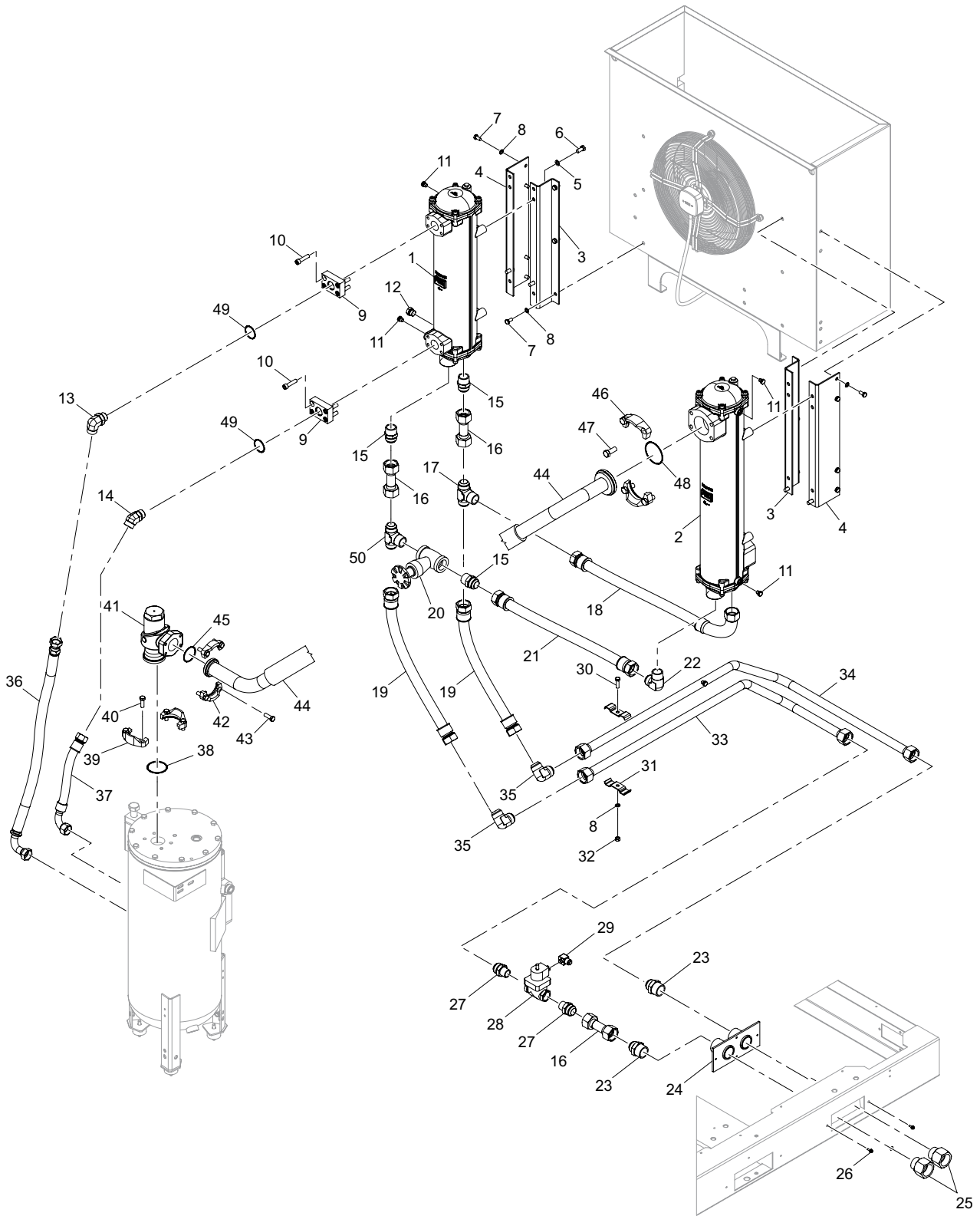
# COOLER (WATER-COOLED) ASSEMBLY DRAWING



**COOLER (WATER-COOLED) PARTS LIST**

Item	Part No.	Qty	Description	Item	Part No.	Qty	Description
1	23873177	1	OIL COOLER,	23	23532054	1	CABLE
2	96702279	8	SCREW,	24	23865876	1	TUBE
3	96712096	9	WASHER	25	23865884	1	TUBE
4	23724115	1	BRACKET	26	95924940	2	ELBOW
5	96701370	10	NUT	27	23609985	2	CLAMP
6	96741467	10	WASHER	28	96704309	1	SCREW
7	23641145	1	BRACKET	29	96757000	1	PLUG
8	23873169	1	AFTER-COOLER	30	96704812	1	NUT
9	95336582	2	TEE	31	39917489	3	SCREW
10	96757711	2	ELBOW	32	39325576	2	ADAPTER
11	95397493	2	ELBOW	33	48662738	1	HOSE, HYDRAULIC (RUBBER)
12	95953337	2	ELBOW		24266215	1	HOSE, HYDRAULIC (PTFE)
13	23674161	2	TUBE	34	48662746	1	HOSE, HYDRAULIC (RUBBER)
14	95973046	6	CONNECTOR		24266207	1	HOSE, HYDRAULIC (PTFE)
15	95067195	1	VALVE	35	95028502	1	O-RING
16	85561108	1	HOSE	36	95961496	2	FLANGE, CLAMP
17	85561066	1	HOSE	37	96702329	8	SCREW
18	85561074	1	HOSE	38	23378011	1	VALVE, MPCV
19	85561199	1	HOSE	39	96702444	4	SCREW
20	95495719	2	BUSHING	40	95973434	4	FLANGE, CLAMP
21	22279582	1	PLATE	41	23610637	1	TUBE
22	39479803	1	VALVE, WATER SHUT-OFF	42	95987988	2	O-RING

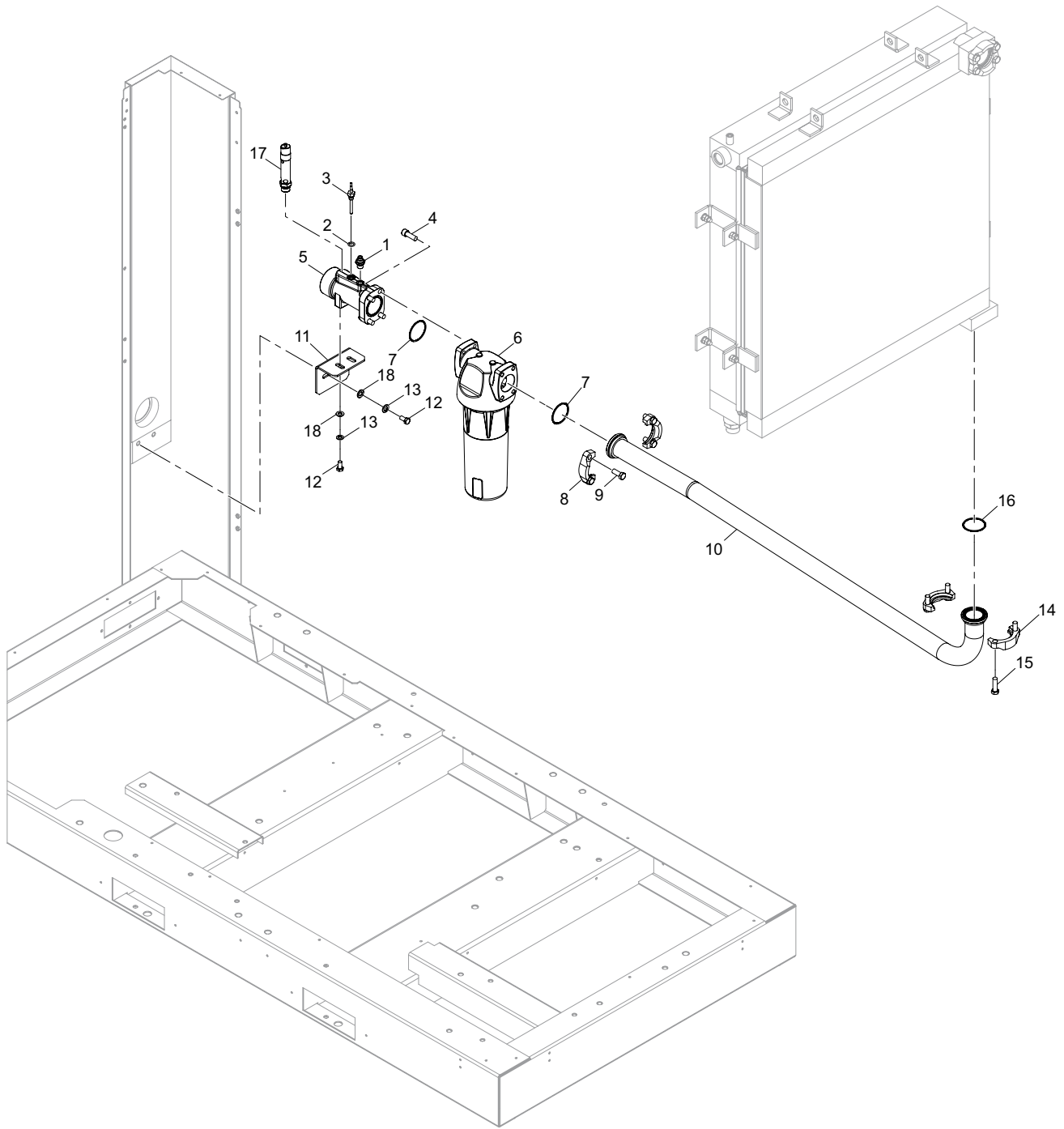
# COOLER (SEA/HARSH WATER) ASSEMBLY DRAWING



**COOLER (SEA/HARSH WATER) PARTS LIST**

Item	Part No.	Qty	Description	Item	Part No.	Qty	Description
1	23572415	1	COOLER, OIL (HARSH WATER)	25	39325576	2	ADAPTER
	23546021	1	COOLER, OIL (SEA WATER)	26	39917489	3	SCREW
2	23572423	1	AFTER-COOLER (HARSH WATER)	27	95939344	2	CONNECTOR, (HARSH WATER)
	23546039	1	AFTER-COOLER (SEA WATER)		96959465	2	CONNECTOR, (SEA WATER)
3	23876329	2	SUPPORT, COOLER	28	39479803	1	VALVE, WATER SHUT-OFF
4	23876311	2	SUPPORT, COOLER	29	23532054	1	CABLE
5	96739933	8	WASHER	30	96704309	1	SCREW
6	96718861	8	SCREW	31	23522642	1	CLAMP
7	96702279	14	SCREW	32	96704812	1	NUT
8	96712096	15	WASHER	33	24644056	1	TUBE, (HARSH WATER)
9	23868284	2	ADAPTER		23868607	1	TUBE, (SEA WATER)
10	96765441	8	SCREW	34	24644049	1	TUBE, (HARSH WATER)
11	96757000	4	PLUG		23868599	1	TUBE, (SEA WATER)
12	96757059	1	PLUG	35	96951272	2	ELBOW, (HARSH WATER)
13	96757711	1	ELBOW		96937725	2	ELBOW, (SEA WATER)
14	96758966	1	ELBOW	36	48662761	1	HOSE, HYDRAULIC (RUBBER)
15	95973111	3	CONNECTOR, (HARSH WATER)		24266272	1	HOSE, HYDRAULIC (PTFE)
	96955109	3	CONNECTOR, (SEA WATER)	37	48662787	1	HOSE, HYDRAULIC (RUBBER)
16	23576283	3	TUBE, (HARSH WATER)		24266264	1	HOSE, HYDRAULIC (PTFE)
	23573025	3	TUBE, (SEA WATER)	38	95028502	1	O-RING
17	95900320	1	TEE, (HARSH WATER)	39	95961496	2	FLANGE, CLAMP
	96959515	1	TEE, (SEA WATER)	40	96702329	4	SCREW
18	85562163	1	HOSE, (HARSH WATER)	41	23378011	1	VALVE, MPCV
	24644023	1	HOSE, (SEA WATER)	42	95973434	2	FLANGE, CLAMP
19	85562189	2	HOSE, (HARSH WATER)	43	96702444	4	SCREW
	24644015	2	HOSE, (SEA WATER)	44	23869373	1	TUBE
20	95067203	1	VALVE	45	95987988	1	O-RING
21	85561744	1	HOSE, (HARSH WATER)	46	95016283	2	FLANGE, CLAMP
	24644031	1	HOSE, (SEA WATER)	47	96702337	4	SCREW
22	95937660	1	ELBOW (HARSH WATER)	48	95022349	1	O-RING
	96957717	1	ELBOW (SEA WATER)	49	95987970	2	O-RING
23	95505582	2	CONNECTOR, (HARSH WATER)	50	96957758	1	TEE, (HARSH WATER)
	96957691	2	CONNECTOR, (SEA WATER)		96957733	1	TEE, (SEA WATER)
24	22279582	1	PLATE				

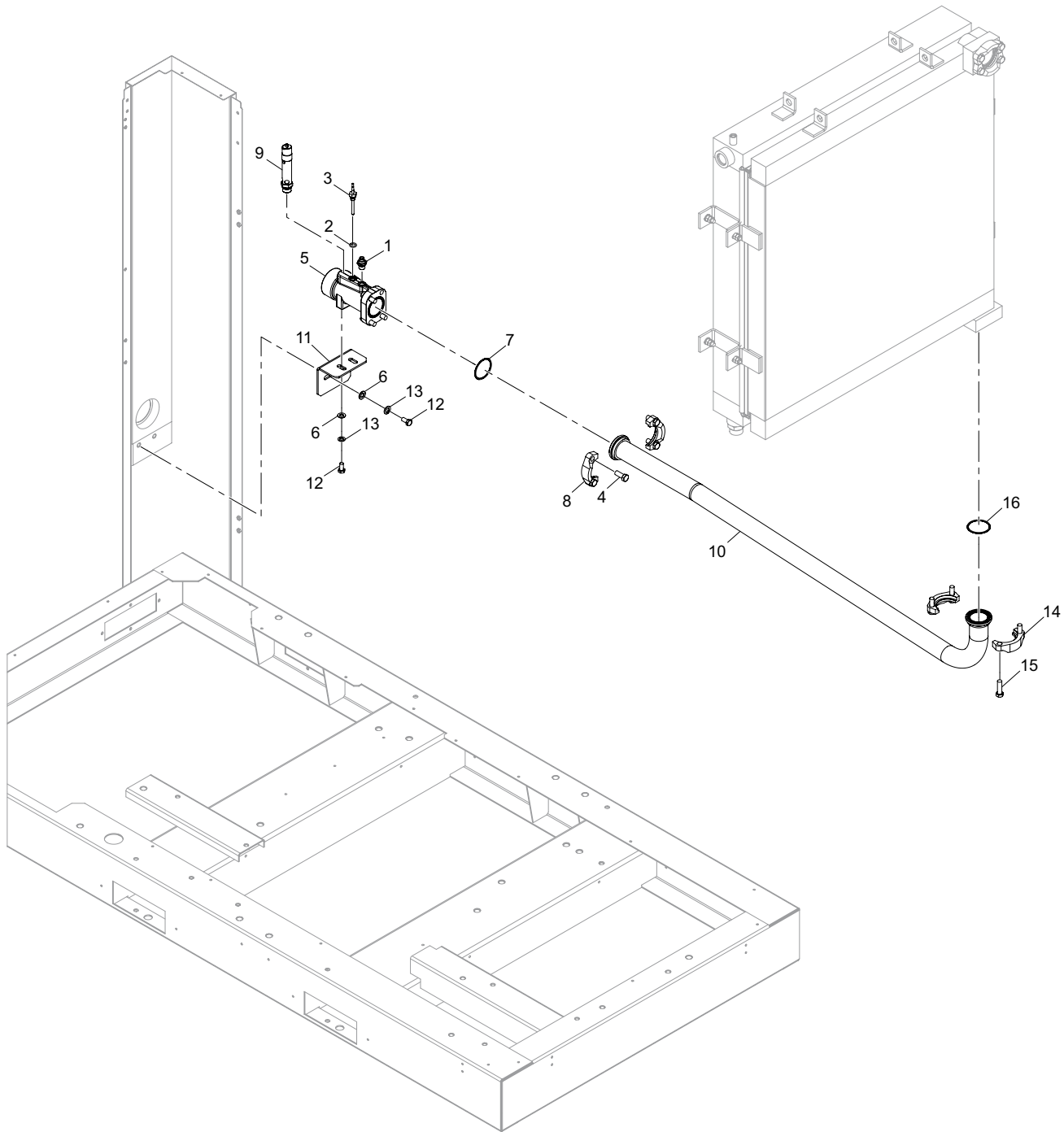
# CUSTOMER CONNECTION ASSEMBLY DRAWING



## CUSTOMER CONNECTION PARTS LIST

Item	Part No.	Qty	Description	Item	Part No.	Qty	Description
1	96759634	1	CONNECTOR	11	23554009	1	SUPPORT (CARBON STEEL)
2	96759295	1	O-RING		24574014	1	SUPPORT (GALVANISED STEEL)
3	23522246	1	SENSOR	12	96702279	4	SCREW
4	96738349	4	SCREW	13	96712096	4	WASHER
5	23552672	1	CONNECTION, CUSTOMER (AIR COOLED, WATER COOLED & ERS)	14	95973434	2	FLANGE CLAMP (AIR/WATER COOLED)
	23552698	1	CONNECTION, CUSTOMER (AIR COOLED, WATER COOLED & ERS)		95016283	2	FLANGE CLAMP (SEA/HARSH WATER)
	23552706	1	CONNECTION, CUSTOMER (AIR COOLED, WATER COOLED & ERS)	15	96702444	4	SCREW (AIR COOLED)
6	23545593	1	SEPARATOR, MOISTURE		96702329	4	SCREW (WATER COOLED)
7	95987988	2	O-RING		96702337	4	SCREW (SEA/HARSH WATER)
8	95973434	2	FLANGE, CLAMP	16	95987988	1	O-RING (AIR/WATER COOLED)
9	96702311	4	SCREW		95022349	1	O-RING (SEA/HARSH WATER)
10	23551658	1	TUBE, COOLER DISCHARGE (AIR COOLED)	17	23443922	1	RELIEF VALVE, 8.5 BAR
	23581465	1	TUBE, COOLER DISCHARGE (STANDARD WATER COOLED)		23443930	1	RELIEF VALVE 9.5 BAR
	23878648	1	TUBE, COOLER DISCHARGE (HARSH WATER & SEA WATER COOLED OPTION)		23443948	1	RELIEF VALVE 11 BAR
23443955					1	RELIEF VALVE 15.4 BAR	
				18	96714399	4	WASHER

# CUSTOMER CONNECTION (NO DRYER NO MOISTURE SEPARATOR) ASSEMBLY DRAWING



**CUSTOMER CONNECTION (NO DRYER NO MOISTURE SEPARATOR) PARTS LIST**

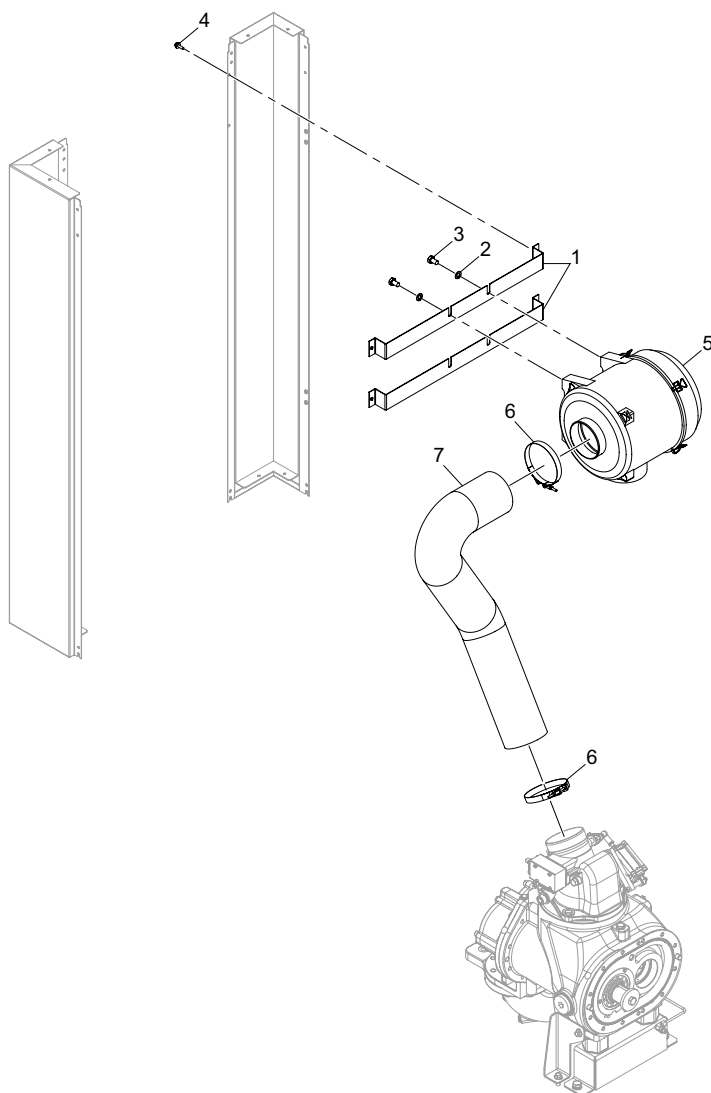
Item	Part No.	Qty	Description	Item	Part No.	Qty	Description
1	96759634	1	CONNECTOR	10	23722713	1	TUBE, DISCHARGE (AIR COOLED - NO M/S)
2	96759295	1	O-RING		23722721	1	TUBE, DISCHARGE (STANDARD WATER COOLED - NO M/S))
3	23522246	1	SENSOR		23878630	1	TUBE, DISCHARGE (HARSH WATER & SEA WATER COOLED OPTION - NO M/S)
4	96745179	4	SCREW	11	23554009	1	SUPPORT (CARBON STEEL)
5	23552672	1	CONNECTION, CUSTOMER (AIR COOLED, WATER COOLED & ERS)		24574014	1	SUPPORT (GALVANISED STEEL)
	23552698	1	CONNECTION, CUSTOMER (AIR COOLED, WATER COOLED & ERS)	12	96702279	4	SCREW
	23552706	1	CONNECTION, CUSTOMER (AIR COOLED, WATER COOLED & ERS)	13	96712096	4	WASHER
6	96714399	4	WASHER	14	95973434	2	FLANGE, CLAMP (AIR/WATER COOLED)
7	95987988	1	O-RING		95016283	2	FLANGE, CLAMP (SEA/HARSH WATER)
8	95973434	2	FLANGE, CLAMP	15	96702444	4	SCREW (AIR COOLED)
9	23443922	1	RELIEF VALVE, 8.5 BAR		96702329	4	SCREW (WATER COOLED)
	23443930	1	RELIEF VALVE 9.5 BAR		96702337	4	SCREW (SEA/HARSH WATER)
	23443948	1	RELIEF VALVE 11 BAR	16	95987988	1	O-RING (AIR/WATER COOLED)
	23443955	1	RELIEF VALVE 15.4 BAR		95022349	1	O-RING (SEA/HARSH WATER)



## CUSTOMER CONNECTION (DRYER) PARTS LIST

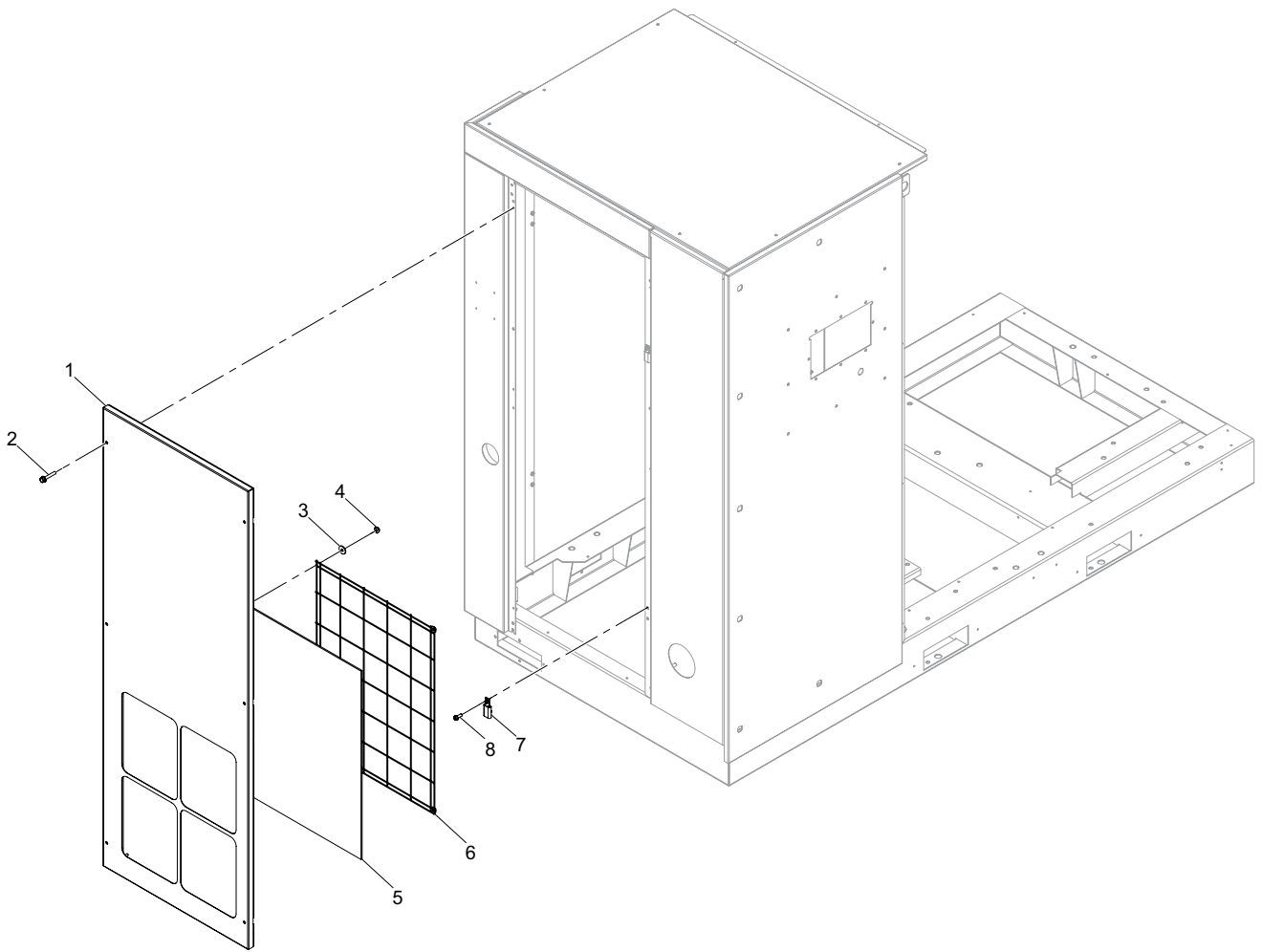
Item	Part No.	Qty	Description	Item	Part No.	Qty	Description
1	23748841	1	DRYER (230V 60Hz)	15	23554009	1	SUPPORT (CARBON STEEL)
	23748866	1	DRYER (380V 60Hz)		24574014	1	SUPPORT (GALVANISED STEEL)
	23592967	1	DRYER (460V - 575V 60Hz)	16	95987988	5	O-RING
	23592975	1	DRYER (400V 50Hz)	17	95973434	10	FLANGE, CLAMP
2	23595911	2	FOAM, DRYER	18	96745179	4	SCREW
3	23595929	1	FOAM, DRYER	19	23800378	1	TUBE
4	23595937	1	FOAM, DRYER	20	96702444	16	SCREW
5	23800386	1	BRACKET (CARBON STEEL)	21	23800428	1	TUBE (AIR-COOLED)
	24571564	1	BRACKET (GALVANISED STEEL)		23800436	1	TUBE (WATER-COOLED)
6	96704309	5	SCREW	22	23694540	1	ADAPTER
7	96712096	15	WASHER	23	85568954	1	FILTER
8	96714399	10	WASHER		85565919	1	ELEMENT, FILTER
9	96704812	7	NUT		24232712	1	FILTER
10	96704291	4	NUT		24242398	1	ELEMENT, FILTER
11	23443922	1	RELIEF VALVE 8.5 BAR	24	85566321	1	CLAMP
	23443930	1	RELIEF VALVE 9.5 BAR		24361941	1	CLAMP
	23443948	1	RELIEF VALVE 11 BAR	25	23545742	1	MOISTURE, SEPARATOR
	23443955	1	RELIEF VALVE 15.4 BAR	26	96761937	1	ELBOW
12	96757000	1	ADAPTER	27	96759295	1	O-RING
13	96759634	1	CONNECTOR	28	23522246	1	SENSOR
14	23552672	1	CONNECTION, CUSTOMER (AIR COOLED, WATER COOLED & ERS)	29	23802267	1	TUBE
	23552698	1	CONNECTION, CUSTOMER (AIR COOLED, WATER COOLED & ERS)	30	23612815	1	BRACKET (CARBON STEEL)
14	23552706	1	CONNECTION, CUSTOMER (AIR COOLED, WATER COOLED & ERS)		24574030	1	BRACKET (GALVANISED STEEL)
				31	96702279	4	SCREW

## AIR FILTER ASSEMBLY DRAWING AND PARTS LIST



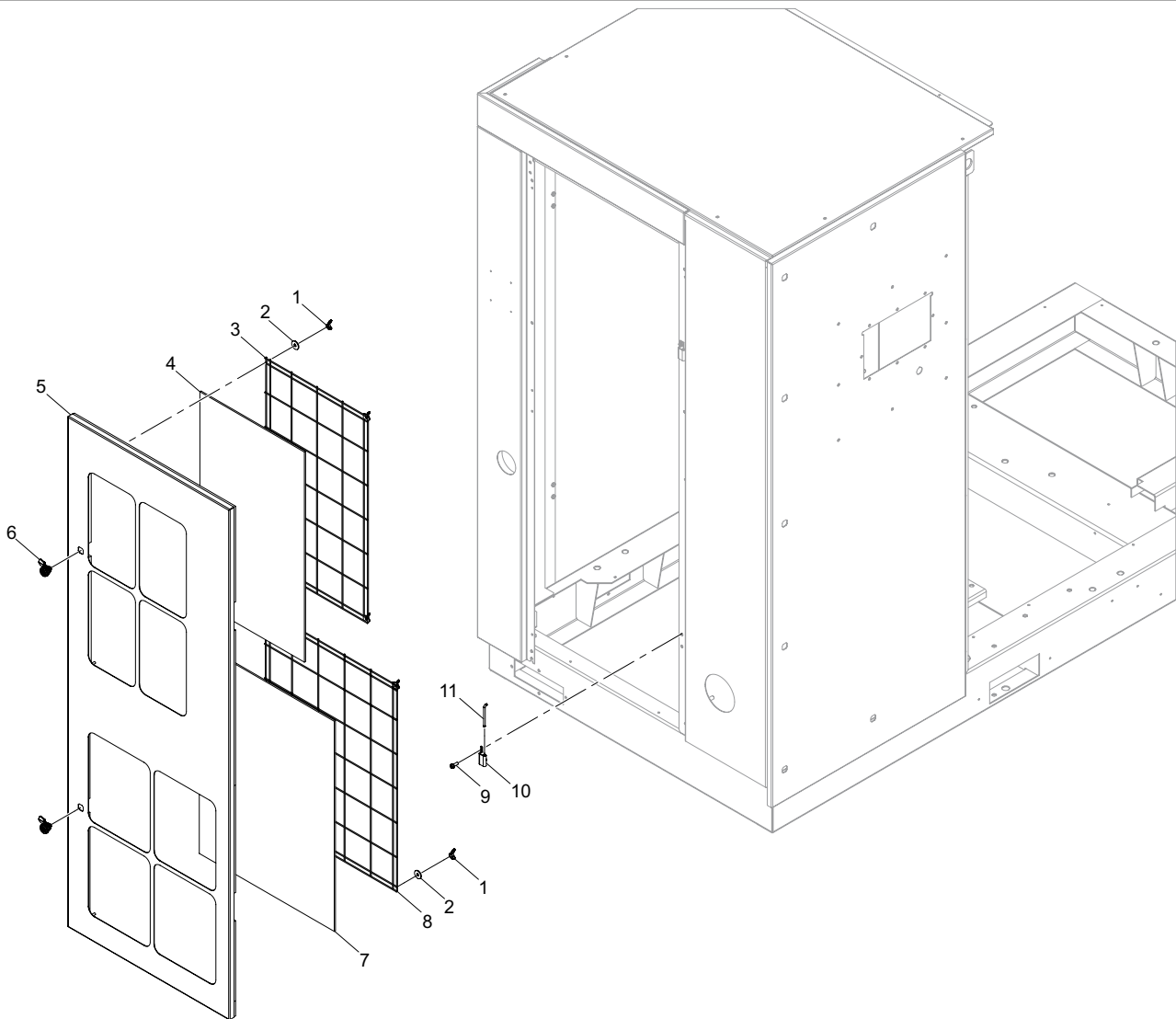
Item	Part No.	Qty	Description	Item	Part No.	Qty	Description
1	23687635	2	SUPPORT, AIR FILTER	5	54672530	1	ELEMENT, FILTER (STANDARD)
2	96712096	4	WASHER		23415805	1	FILTER (HI-DUST)
3	96701479	4	SCREW		23429798	1	ELEMENT, FILTER (HI-DUST)
4	39917489	4	SCREW	6	92085885	2	CLAMP
5	23843733	1	FILTER (STANDARD)	7	23585896	1	HOSE, AIR INTAKE

**PRE-FILTER (STANDARD/NO DRYER) ASSEMBLY DRAWING AND PARTS LIST**



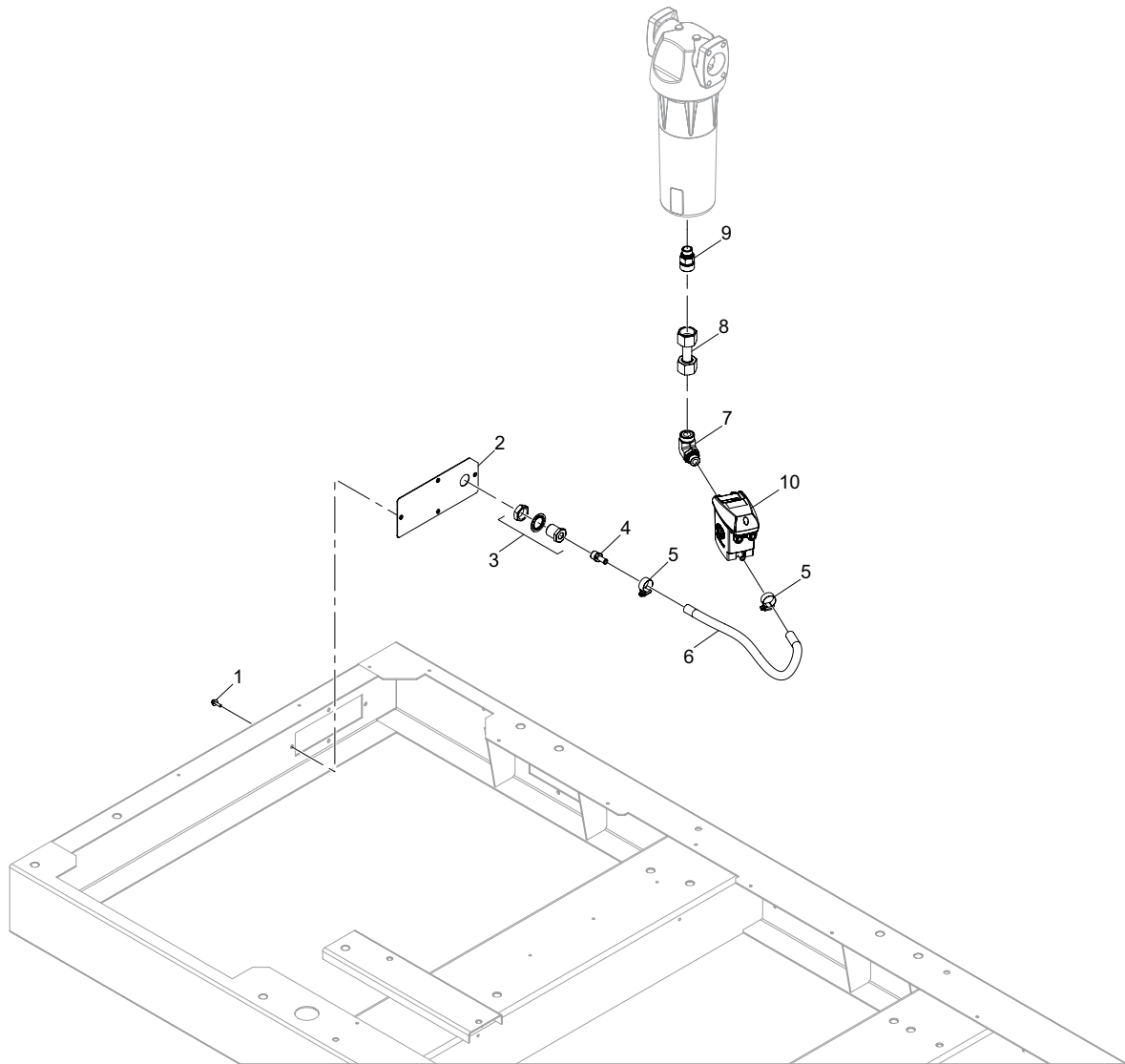
Item	Part No.	Qty	Description	Item	Part No.	Qty	Description
1	23551153	1	DOOR	5	23561319	1	PAD, PRE-FILTER
	23588460	1	DOOR (ODM)	6	23561327	1	GRILL, INTAKE
2	96745534	4	SCREW	7	22159842	2	HINGE
3	96745559	4	WASHER	8	24718223	4	SCREW
4	96737564	4	NUT				

**PRE-FILTER (STANDARD/WITH DRYER) ASSEMBLY DRAWING AND PARTS LIST**



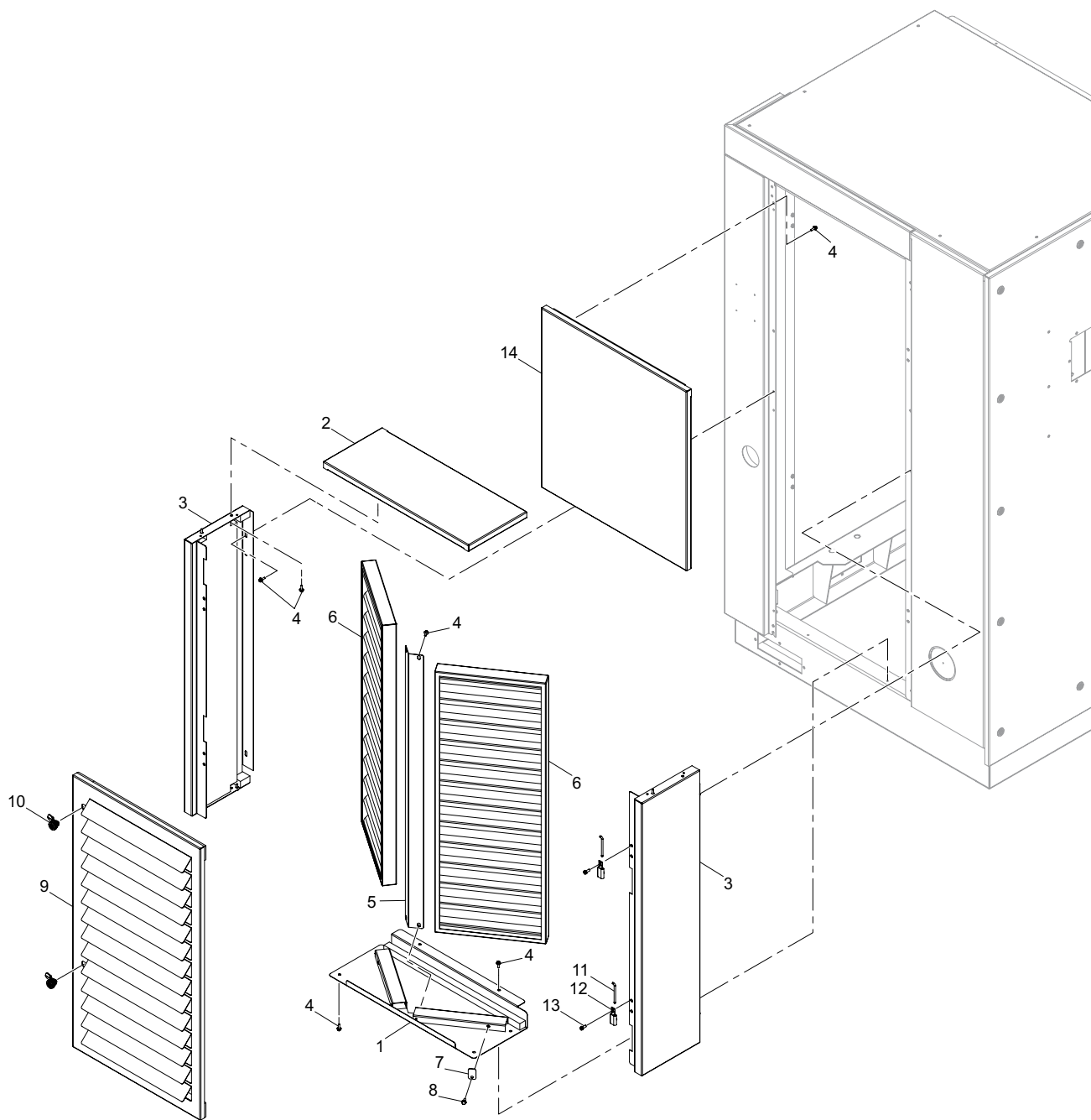
Item	Part No.	Qty	Description	Item	Part No.	Qty	Description
1	39232889	8	NUT, WING	7	23561319	1	PAD, PRE-FILTER
2	96745559	8	WASHER	8	23561327	1	GRILL, INTAKE
3	23595887	1	GRILL, INTAKE (DRYER)	9	24718223	4	SCREW
4	23595879	1	PAD, PRE-FILTER	10	22159842	2	HINGE, DOOR
5	23595838	1	DOOR	11	93580140	4	PIN, HINGE
6	23180565	2	LATCH				

**CONDENSATE NO LOSS - NO DRYER ASSEMBLY DRAWING AND PARTS LIST**



Item	Part No.	Qty	Description	Item	Part No.	Qty	Description
1	39917489	4	SCREW	6	38032249	1	HOSE
2	23587082	1	PLATE	7	96760962	1	ELBOW
3	22219026	1	CONNECTOR	8	23696537	1	TUBE
4	24743767	1	FITTING	9	96761697	1	CONNECTOR
5	95220844	2	CLAMP	10	23434848	1	VALVE, NO-LOSS DRAIN

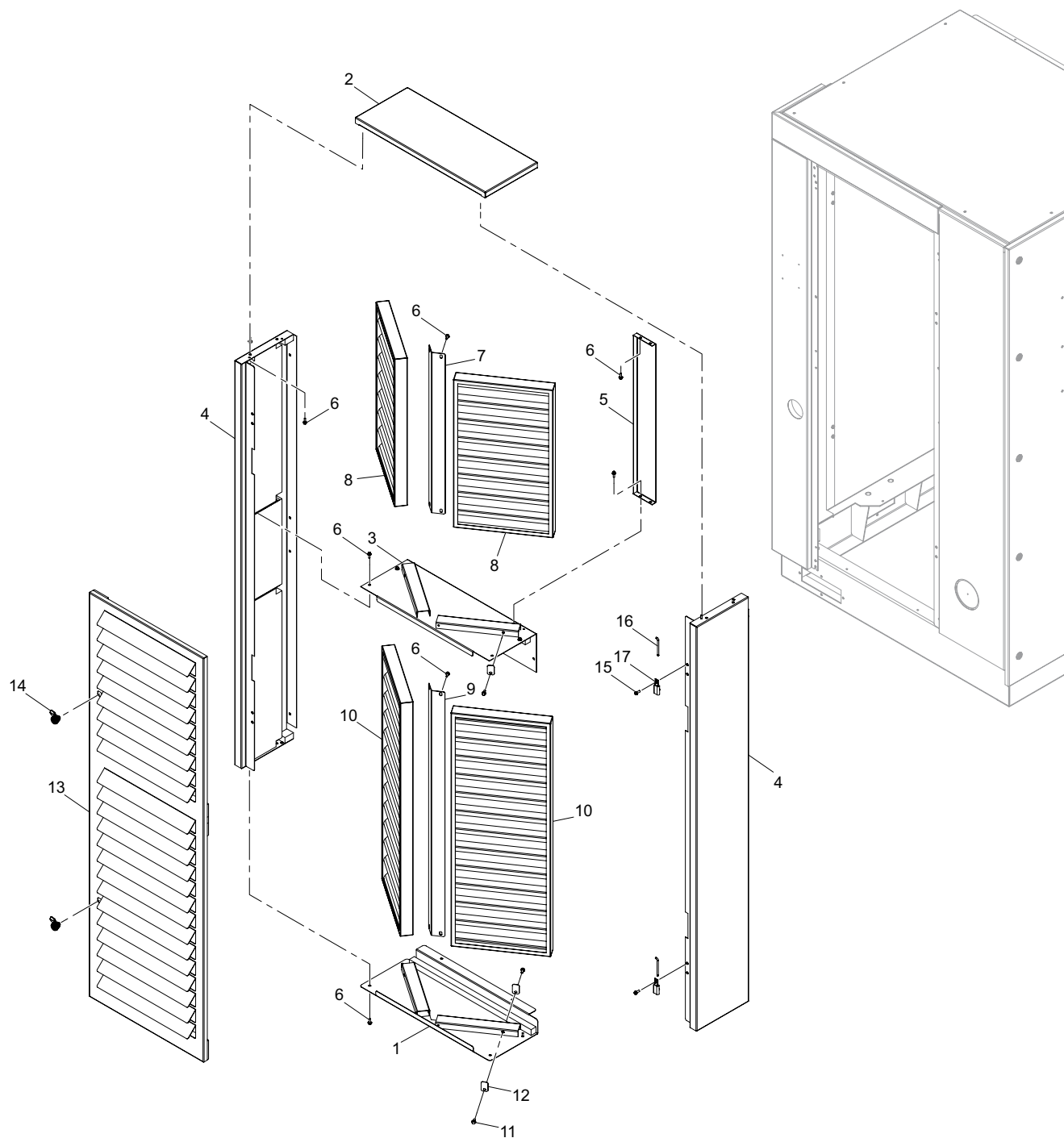
# PRE-FILTER (HIGH DUST - NO DRYER) ASSEMBLY DRAWING



**PRE-FILTER (HIGH DUST - NO DRYER) PARTS LIST**

Item	Part No.	Qty	Description	Item	Part No.	Qty	Description
1	23591969	1	PANEL, BOTTOM	8	96742689	8	SCREW
	49042062	1	PANEL, BOTTOM, EPOXY (HIGH DUST PRE-FILTER)	9	23601602	1	PACKAGE INTAKE DOOR (WITH FOAM)
	23591985	1	FOAM, TOP / BOTTOM PANEL EPOXY		49042096	1	DOOR, PACKAGE INTAKE (HIGH DUST PRE-FILTER)
2	23855760	1	PANEL, TOP		23601628	1	FOAM, PACKAGE INTAKE DOOR (LATCH SIDE)
	49042112	1	PANEL, TOP, EPOXY (HIGH DUST PRE-FILTER)	23604028	1	FOAM, PACKAGE INTAKE DOOR (TOP / BOTTOM)	
	23855885	1	FOAM, TOP / BOTTOM PANEL	10	23180565	2	LATCH, DOOR
3	23601578	2	PANEL, SIDE	11	93580140	2	PIN, HINGE
	49042088	2	PANEL, SIDE EPOXY (HIGH DUST PRE-FILTER)		46591251	2	PIN, HINGE
	23601594	2	FOAM, SIDE PANEL (LARGE) EPOXY	12	22159842	2	HINGE
	23592264	2	FOAM, SIDE PANEL (SMALL) EPOXY		46591244	2	HINGE
4	39917489	22	SCREW	13	24718223	4	SCREW
	96750187	22	SCREW		96760426	4	SCREW
5	23592207	1	ANGLE, PRE-FILTER	14	23854938	1	ASSEMBLY, LEFT END PANEL (SHEET METAL W/ FOAM)
	49042070	1	ANGLE, PRE-FILTER		49042104	1	PANEL, LEFT END
6	23592017	2	FILTER, PANEL AIR		23854953	1	FOAM, LEFT END PANEL
7	23517519	8	TAB, FILTER PANEL				
	49033145	8	TAB, FILTER PANEL R90/110KW W/EPOXY				

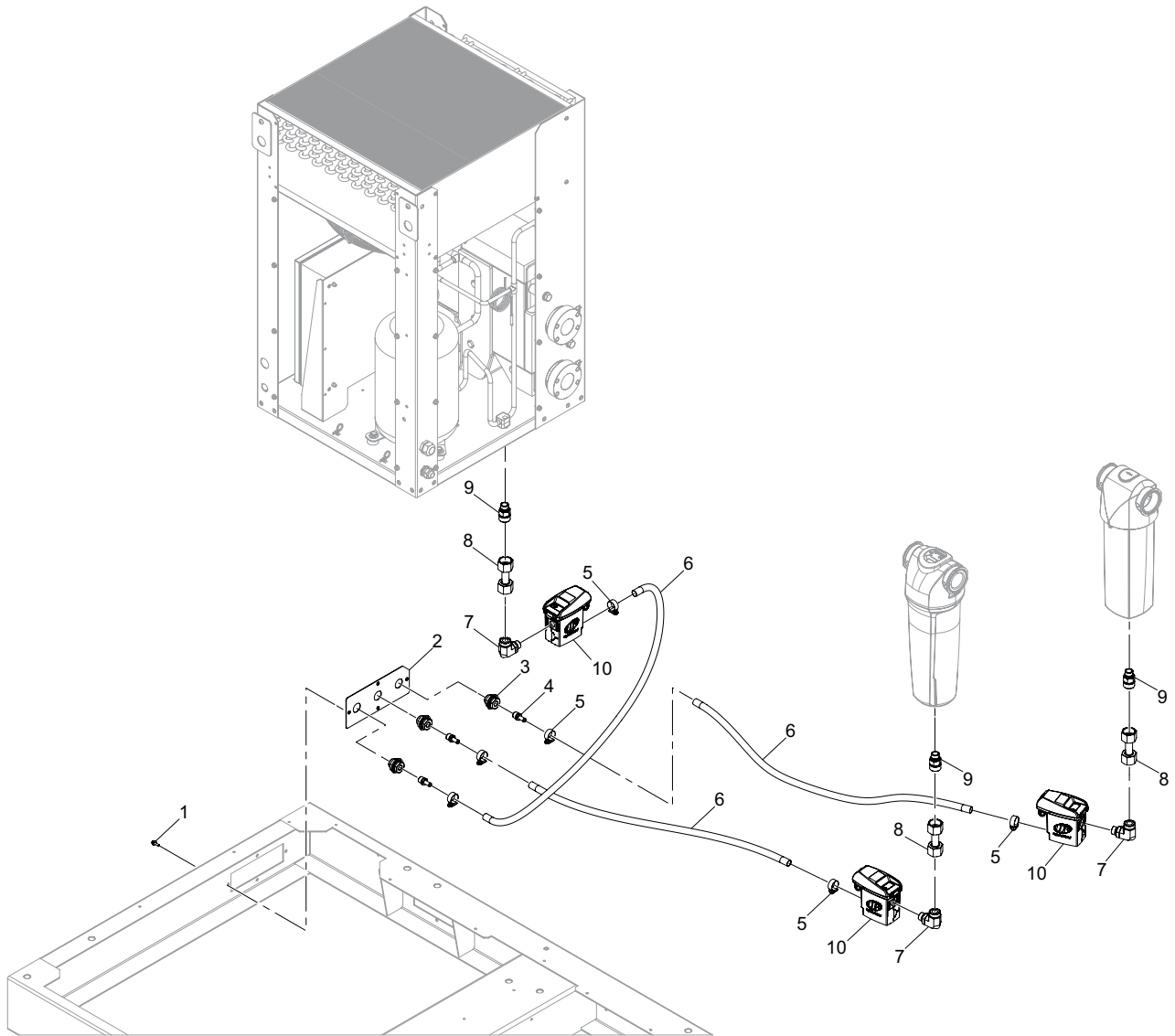
# PRE-FILTER (HIGH DUST - WITH DRYER) ASSEMBLY DRAWING



## PRE-FILTER (HIGH DUST - WITH DRYER) PARTS LIST

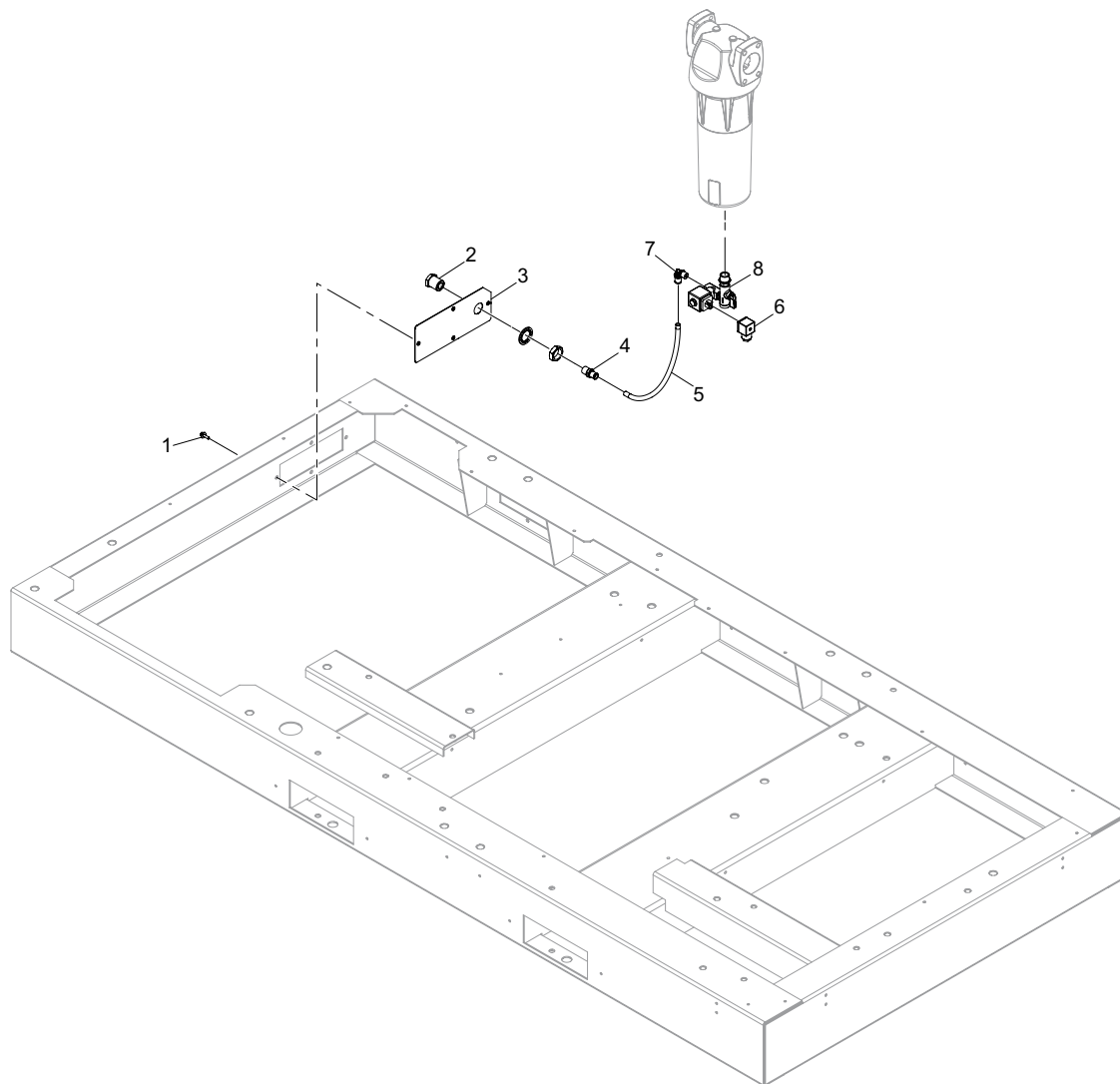
Item	Part No.	Qty	Description	Item	Part No.	Qty	Description
1	23591969	1	PANEL, BOTTOM	10	23592017	2	FILTER, PANEL AIR
2	23591993	1	PANEL, TOP	11	96742689	16	SCREW
3	23597453	1	PANEL, MIDDLE	12	23517519	16	TAB, FILTER PANEL
4	23592231	2	PANEL, SIDE	13	23592025	1	DOOR
5	23802424	1	PANEL, AIR BLOCK	14	23180565	2	LATCH
6	39917489	32	SCREW	15	24718223	4	SCREW
7	23597529	1	ANGLE, PRE-FILTER	16	93580140	2	PIN, HINGE
8	23600083	2	FILTER, PANEL AIR	17	22159842	2	HINGE
9	23592207	1	ANGLE, PRE-FILTER				

**CONDENSATE NO LOSS - WITH DRYER ASSEMBLY DRAWING AND PARTS LIST**



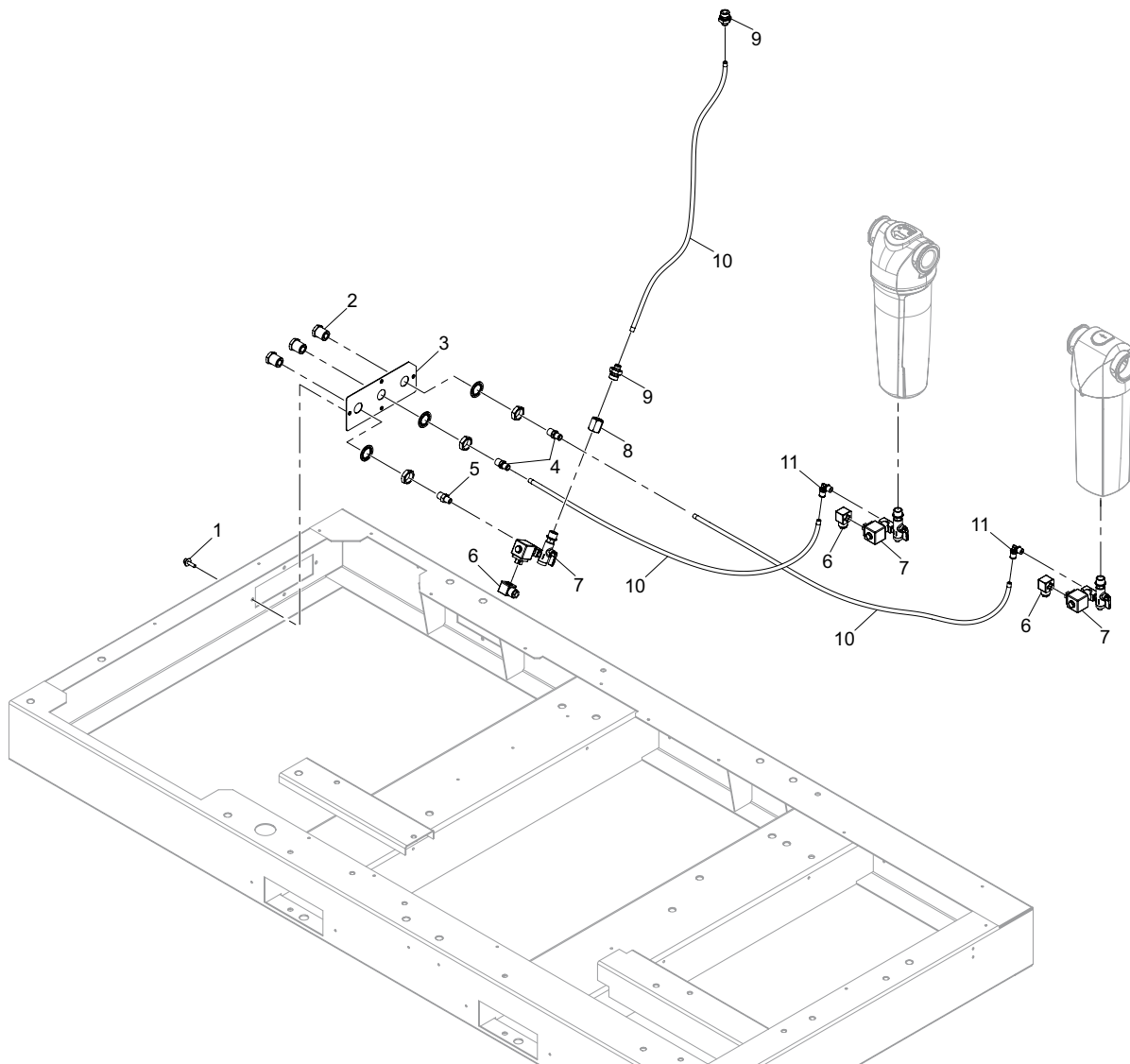
Item	Part No.	Qty	Description	Item	Part No.	Qty	Description
1	39917489	4	SCREW	7	96760962	3	ELBOW
2	23587090	1	PLATE	8	23696537	3	TUBE
3	22219026	3	CONNECTOR	9	96761697	3	CONNECTOR
4	24743767	3	FITTING	10	23434848	3	VALVE, NO-LOSS DRAIN
5	95264776	6	CLAMP				
6	38032249	A/R	HOSE	A/R	AS REQUIRED		

**CONDENSATE STANDARD - NO DRYER ASSEMBLY DRAWING AND PARTS LIST**



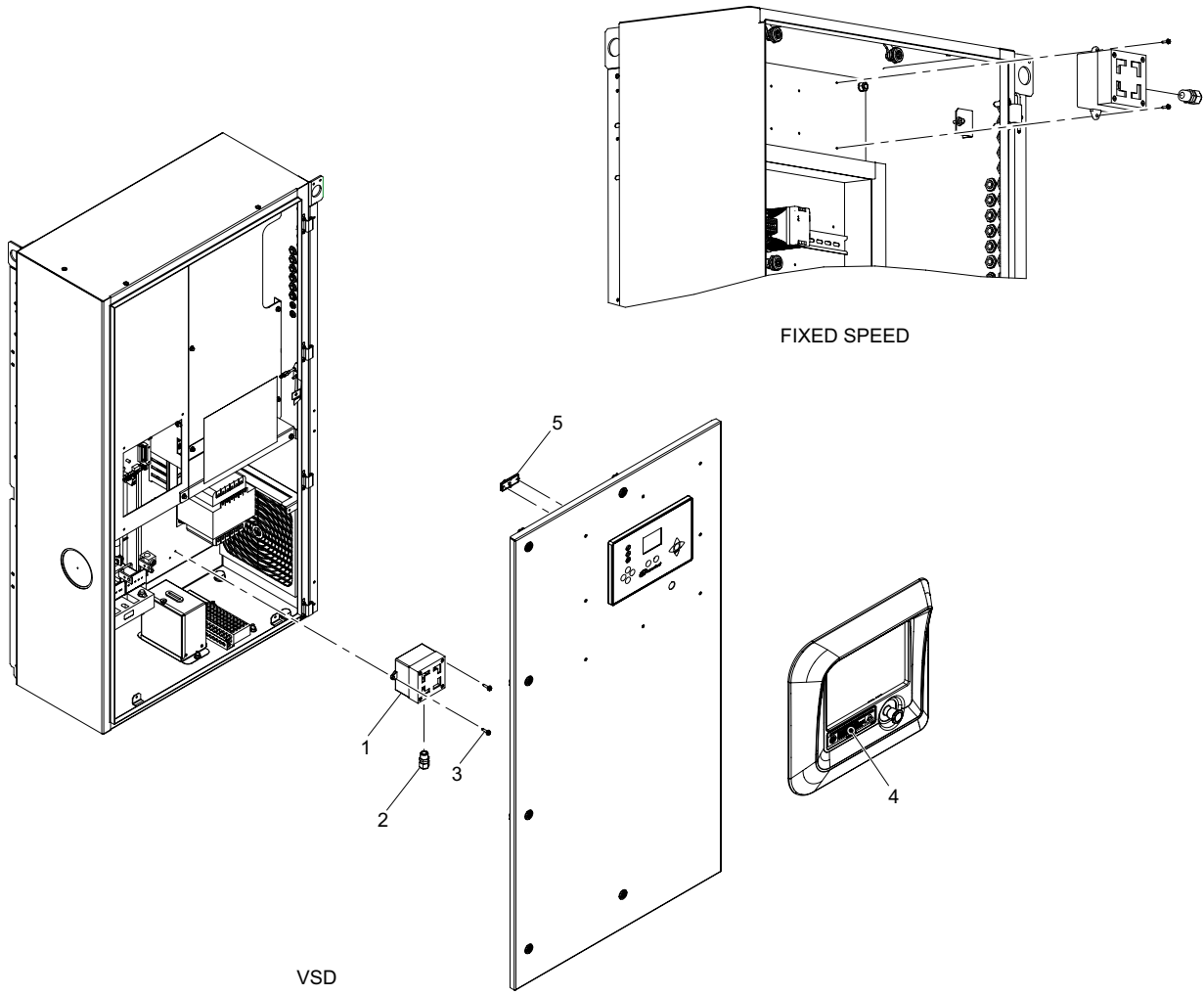
Item	Part No.	Qty	Description	Item	Part No.	Qty	Description
1	39917489	4	SCREW	6	23532104	1	CABLE
2	22219026	1	CONNECTOR	7	96761952	1	ELBOW
3	23587082	1	PLATE	8	23588940	1	SOLENOID, DRAIN
4	96762125	1	CONNECTOR				
5	23452311	A/R	TUBE	A/R	AS REQUIRED		

## CONDENSATE STANDARD - DRYER ASSEMBLY DRAWING AND PARTS LIST



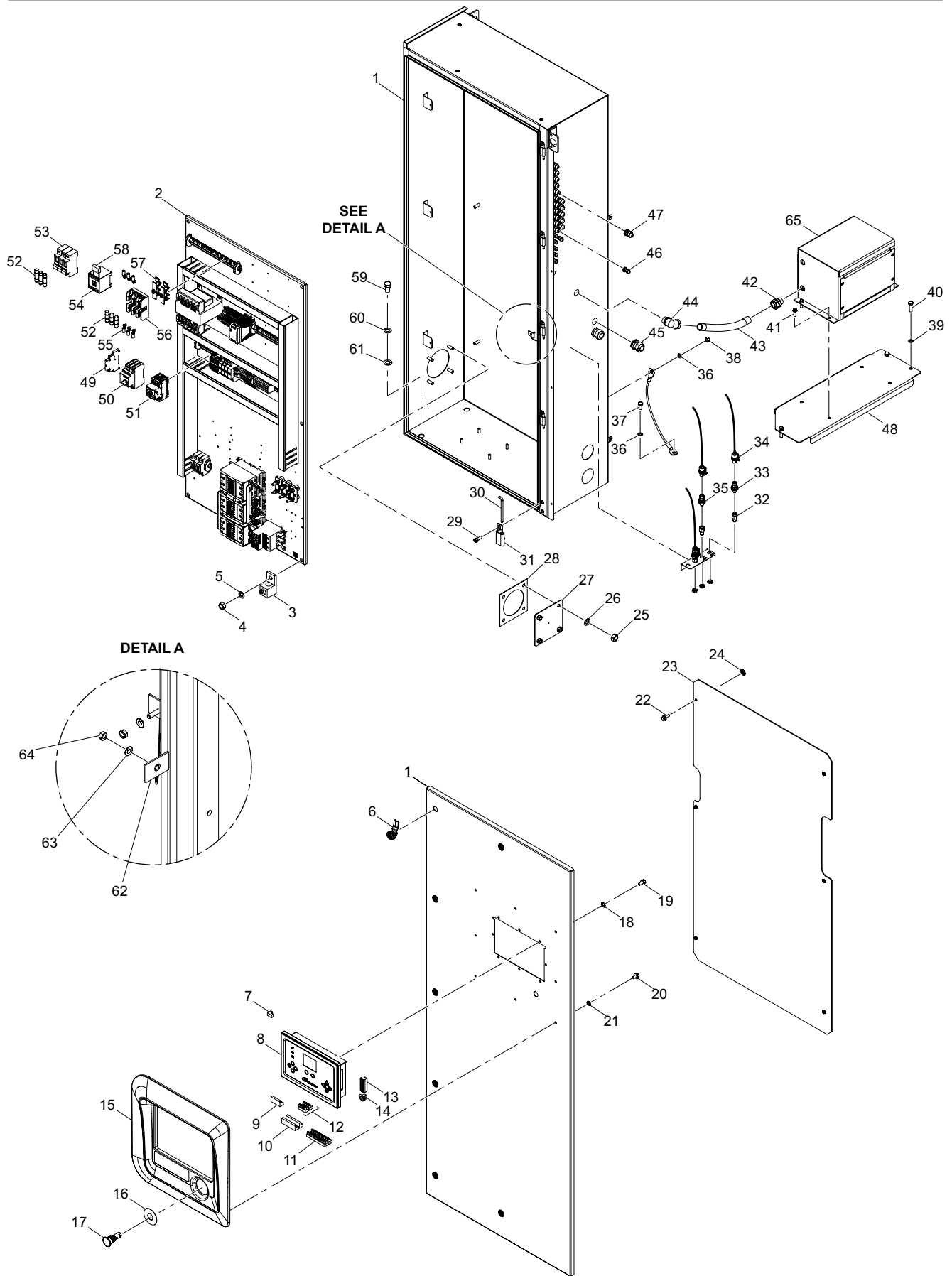
Item	Part No.	Qty	Description	Item	Part No.	Qty	Description
1	39917489	4	SCREW	8	23452287	1	COUPLING
2	22219026	3	CONNECTOR	9	96766001	2	CONNECTOR
3	23587090	1	PLATE	10	23452311	A/R	TUBE
4	96762125	1	CONNECTOR	11	96761952	2	ELBOW
5	95916011	1	NIPPLE				
6	23532104	3	CABLE ASSEMBLY, 9SV				
7	23588940	3	VALVE, SOLENOID DRAIN	A/R	AS REQUIRED		

## PORO ASSEMBLY DRAWING AND PARTS LIST



Item	Part No.	Qty	Description	Item	Part No.	Qty	Description
1	39100136	1	MOD ALRM HORN W/WEATHER RESISTANT BACK BOX	**	39129085	1450	WIRE, #16 AWG (RED)
2	39265640	1	CONNECTOR, STRAIN RELIEF	**	39146782	1450	WIRE, 16 GA - (WHITE)
3	35249721	2	SCREW	** NOT ILLUSTRATED			
4	23550171	1	DECAL, WARNING				
5	23749021	1	OPTION, PORO AND SCHEDULED START/STOP				

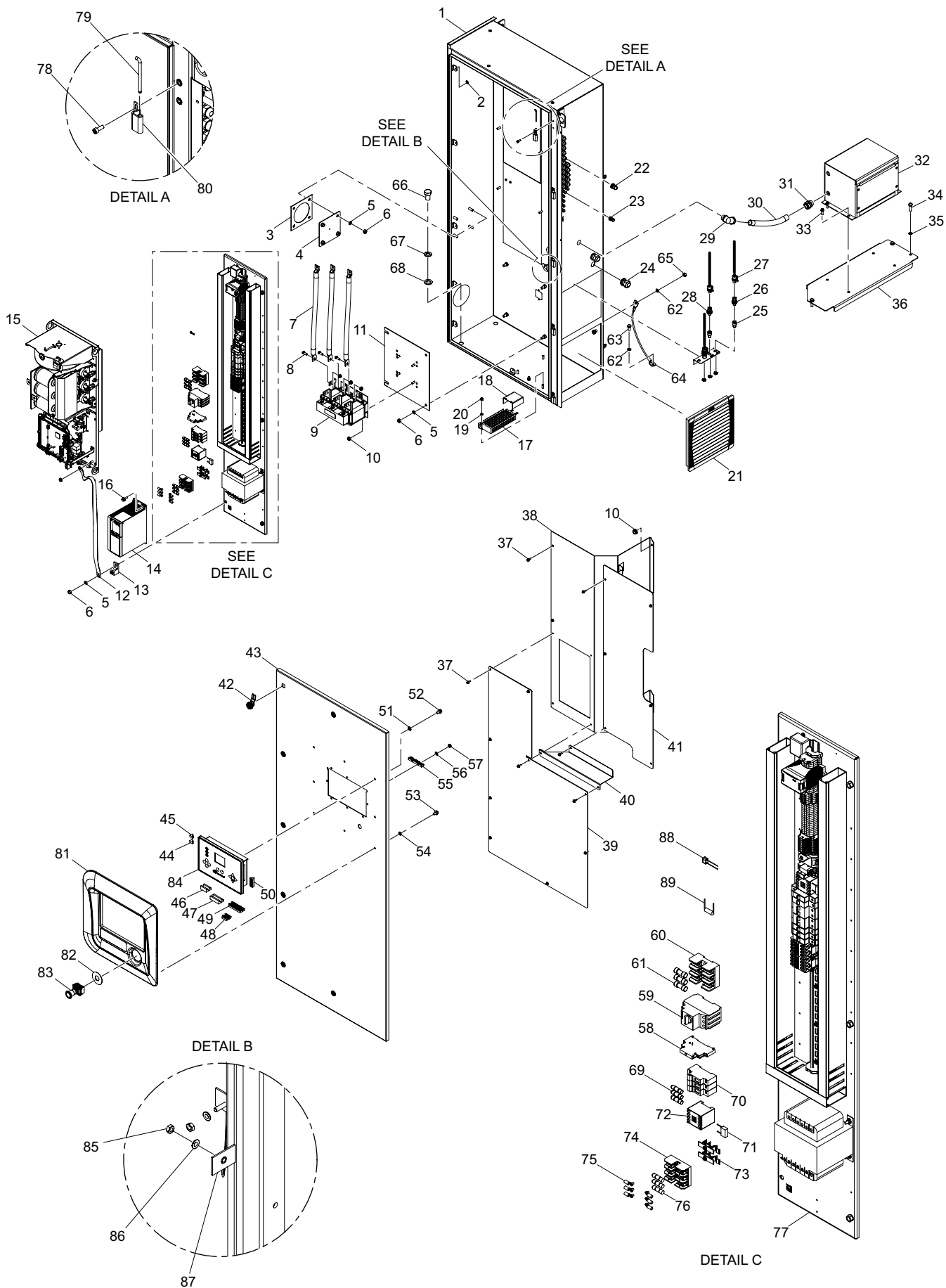
# STARTER BOX (FIXED SPEED) ASSEMBLY DRAWING



**STARTER BOX (FIXED SPEED) PARTS LIST**

Item	Part No.	Qty	Description	Item	Part No.	Qty	Description
1	24195828	1	STARTER BOX, 55-75 kW 230V 60 Hz (FS-SD-AC/WC)	29	96743729	10	SCREW
	24195836	1	STARTER BOX, 55-75 kW 380-575V 60 Hz (FS-SD-AC/WC)	30	93580140	5	PIN, HINGE
	23854763	1	STARTER BOX, 55 kW 400V 50/60 Hz (FS-SD-AC/WC)	31	22159842	5	HINGE
	23602972	1	STARTER BOX, 55 kW 400V 50/60 Hz (FS-SD-AC/WC)	32	23700396	3	BULKHEAD
	24196958	1	STARTER BOX, 55-75 kW 230V 60 Hz (FS-SS-AC/WC)	33	23700370	2	TRANSDUCER, PRESSURE
	24196966	1	TARTER BOX, 55-75 kW 380-575V 60 Hz (FS-SS-AC/WC)	34	39875570	3	CABLE, TRANSDUCER
	23603053	1	STARTER BOX, 55-75 kW 400V 50/60 Hz (FS-SS-AC/WC)	35	23700388	1	TRANSDUCER, VACCUM
2	24195794	1	BACKPANEL, 55-75 kW 230V 60 Hz (FS-SD-AC/WC)	36	96712096	2	WASHER
	24195802	1	BACKPANEL, 55-75 kW, 380-575V 60Hz (FS-SD-AC/WC)	37	96702279	1	SCREW
	23603707	1	BACKPANEL, 75 kW 400V 50/60 Hz (FS-SD-AC/WC)	38	96704812	1	NUT
	23854706	1	BACKPANEL, 55 kW 400V 50/60 Hz (FS-SD-AC/WC)	39	96712096	3	WASHER
	24196941	1	BACKPANEL, 55-75 KW 230V 60HZ (FS-SS-AC/WC)	40	96704309	3	SCREW
	24196974	1	BACKPANEL 55-75KW 380-575V 60HZ (FS-SS-AC/WC)	41	96712153	4	SCREW
	23603772	1	BACKPANEL 55-75KW 400V 50/60HZ (FS-SS-AC/WC)	42	95359295	1	CONNECTOR
3	39933551	1	LUG, GROUNDING	43	39132279	1	CONDUIT
4	96704812	6	NUT	44	95318457	2	ELBOW
5	96718655	6	WASHER	45	22501720	2	GLAND, WIRE
6	23180565	7	LATCH	46	23547763	7	GLAND, WIRE
7	54719182	1	CONNECTOR, 2 WAY	47	23549603	17	GLAND, WIRE
	23629512	1	CONTROLLER (STANDARD)	48	23734833	1	SUPPORT (CARBON STEEL)
8	23711288	1	CONTROLLER (ENHANCED)		24574048	1	SUPPORT (GALVANISED STEEL)
	54729496	1	CONNECTOR, 8 WAY	49	24482895	1	CONTACT, AUXILIARY
10	54729520	2	CONNECTOR, 12 WAY	50	??	1	PROTECTOR, MOTOR
11	39186093	2	PLUG, 6 POSITION	51	24482838	1	STARTER
12	39191655	2	PLUG, 16 POSITION		24482812	1	STARTER
13	39242375	1	PLUG, 10 POSITION		24482796	1	STARTER
14	39204441	1	PLUG, 3 POSITION		24482770	1	STARTER
15	45657103	1	FRAME, USER INTERFACE		24482788	1	STARTER
16	23262405	1	PLATE, EMERGENCY STOP	52	22477491	6	FUSE, 30A, 600V
17	23990716	1	STOP, EMERGENCY		23833643	6	FUSE, 20A, 600V
18	95929055	8	WASHER	53	22859433	1	BLOCK, FUSE, 3-POLE, 600V, 30A
19	23829344	8	SCREW	54	39266200	1	RELAY
20	96727565	8	SCREW	55	95986097	6	TERMINAL
21	23524879	8	WASHER	56	39479035	1	HOLDER, FUSE
22	39917489	6	SCREW	57	23626567	1	ADAPTER, DIN RAIL
23	23409139	1	PANEL	58	39203443	1	SUPPRESSOR, ARC
24	23523491	6	RETAINER	59	96738372	4	SCREW
25	96704812	4	NUT	60	96765169	4	WASHER
26	96718655	4	WASHER	61	96701438	4	WASHER
27	23409162	1	PLATE	62	22265813	1	WIRE, GROUND
28	23409154	1	GASKET	63	96705165	2	WASHER
				64	96703756	2	NUT
				65	22737910	1	TRANSFORMER, 15 kVA
					23833635	1	TRANSFORMER, 9 KVA
					22737928	1	TRANSFORMER, 6 KVA
				**	39108121	A/R	WIRE, 12 AWG BLACK
				**	39249834	A/R	WIRE, 12 AWG GREEN / YELLOW
				**	23603582	1	SCHEMATIC, ELECTRICAL (STAR DELTA)
				**	23603590	1	SCHEMATIC, ELECTRICAL (SOLID STATE)
				**	NOT ILLUSTRATED		
				A/R	AS REQUIRED		

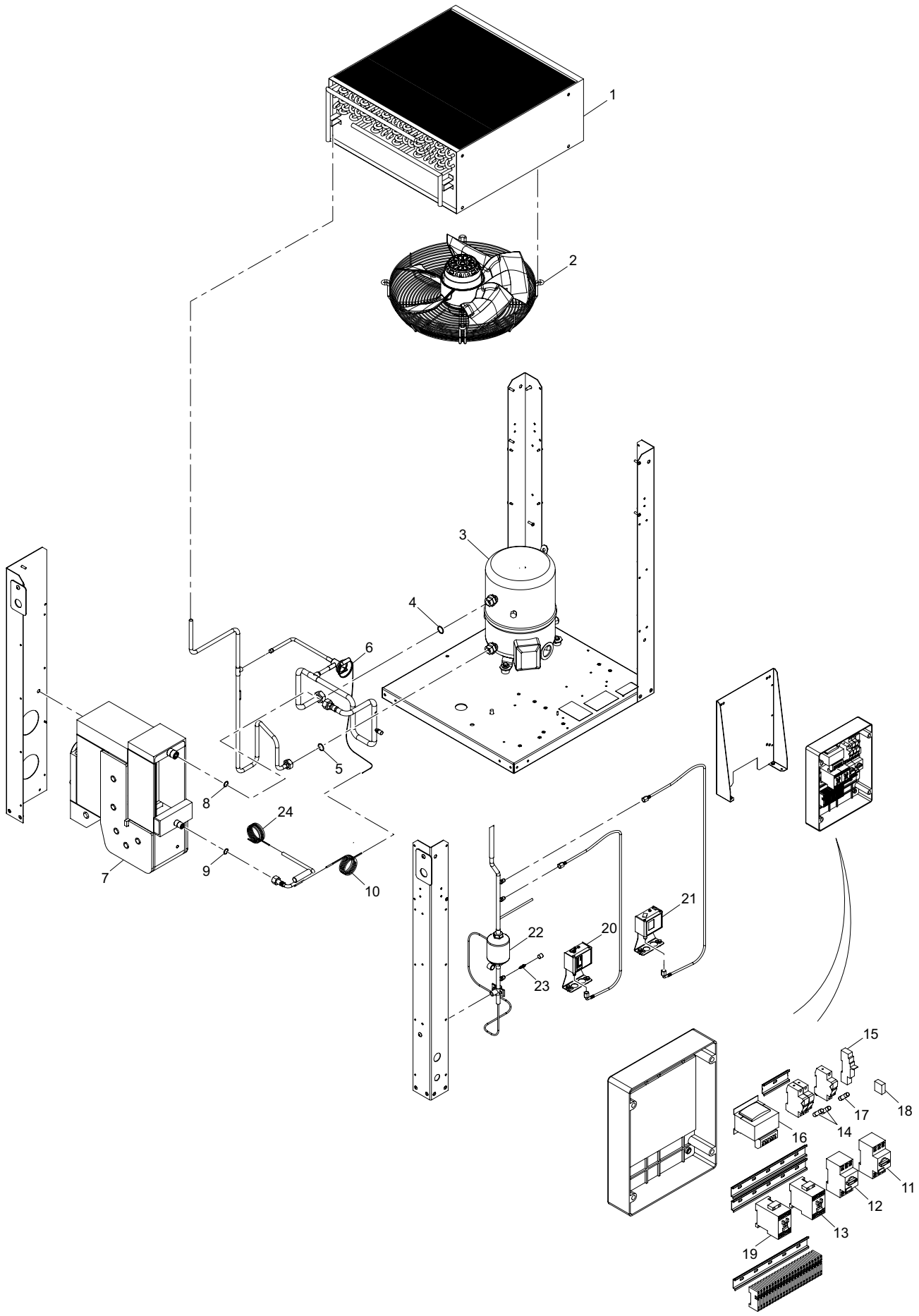
# STARTER BOX (VSD) ASSEMBLY DRAWING



**STARTER BOX (VSD) PARTS LIST**

Item	Part No.	Qty	Description	Item	Part No.	Qty	Description
1	23602774	1	STARTER BOX	49	39191655	2	PLUG, 16 POSITION
2	23523491	17	RETAINER	50	39242375	1	PLUG, 10 POSITION
3	23409154	1	GASKET	51	95929055	8	WASHER
4	23409162	1	PLATE	52	23829344	8	SCREW
5	96718655	14	WASHER	53	96727565	8	SCREW
6	96704812	18	NUT	54	23524879	8	WASHER
7	42706887	3	CABLE, POWER	55	32342115	1	BUS, ALUMINIUM GROUNDING
8	96702824	7	SCREW	56	96705165	4	WASHER
9	23603301	1	REACTOR, LINE (RL-13002B1)	57	96703756	4	NUT
	23820020	1	REACTOR, LINE (RL-13003B1)	58	24482895	1	CONTACT, AUXILIARY (WC ONLY)
10	96704416	7	NUT	59	24482796	1	STARTER (WC ONLY)
11	24277881	1	PLATE, LINE REACTOR	60	23580004	1	BLOCK, FUSE 30A (AC ONLY)
12	-	1	GROUND STRAP	61	23541568	3	FUSE 30A (AC ONLY)
13	39933551	1	LUG, GROUND	62	96712096	2	WASHER
14	23775422	1	DRIVE, FAN 4 kW (AC ONLY)	63	96702279	1	SCREW
15	23459803	1	DRIVE, HPM 380-480 VAC	64	22079370	1	STRAP, EARTH
	23627763	1	DRIVE, HPM 575 VAC	65	96704812	1	NUT
16	96751722	3	SCREW	66	96738372	4	SCREW
17	22245450	1	HEATER, 62.5 WATTS	67	96765169	4	WASHER
18	22203657	2	GUARD, HEATER	68	96701438	4	WASHER
19	96741467	4	WASHER	69	22859433	1	BLOCK, FUSE (OPTIONAL)
20	96701370	4	NUT	70	22477491	3	FUSE (OPTIONAL)
21	23464829	1	FILTER, DRIVE BOX INTAKE	71	39203443	1	SUPPRESSOR, ARC
22	23549603	17	GLAND, WIRE	72	39266200	1	RELAY
23	23547763	7	GLAND, WIRE	73	23626567	2	ADAPTER
24	22501720	2	GLAND, CABLE	74	39479035	1	HOLDER, FUSE
25	23700396	3	BULKHEAD	75	95986097	6	TERMINAL
26	23700370	2	TRANSDUCER, PRESSURE	76	22220263	3	FUSE
27	39875570	3	CABLE, TRANSDUCER	77	23603640	1	BACKPANEL, 380-575V 50/60 Hz
28	23700388	1	TRANSDUCER, VACCUM	78	96743729	10	SCREW
29	95318457	1	ELBOW	79	93580140	5	HINGE, PIN
30	39132279	A/R	CONDUIT	80	22159842	5	HINGE
31	95359295	1	CONNECTOR	81	45657103	1	FRAME, USER INTERFACE
32	22737910	1	TRANSFORMER, 15 KVA	82	23262405	1	PLATE, EMERGENCY STOP
	23833635	1	TRANSFORMER, 9 KVA	83	24360919	1	SWITCH, EMERGENCY STOP
	22737928	1	TRANSFORMER, 6 KVA	84	23629512	1	CONTROLLER (STANDARD)
96712153	4	SCREW	23711288		1	CONTROLLER (ENHANCED)	
34	96704309	3	SCREW	85	96703756	4	NUT
35	96712096	3	WASHER	86	96705165	4	WASHER
36	23734833	1	SUPPORT (CARBON STEEL)	87	22222855	1	STRAP, GROUND
	24574048	1	SUPPORT (GALVANISED STEEL)	88	23668833	1	CAPACITOR (AC ONLY)
37	39917489	17	SCREW	89	23668858	1	DIODE, TVS (AC ONLY)
38	23597461	1	PANEL, DRIVE	**	67747576	A/R	WIRE (AC ONLY)
39	23597479	1	COVER, LINE REACTOR	**	23603574	1	SCHEMATIC, ELECTRICAL
40	23536964	1	COVER, ANGLED	**	23843899	1	SCHEMATIC, ELECTRICAL (575V)
41	23443633	1	PANEL	**	39108121	A/R	WIRE, 12 AWG BLACK
42	23180565	7	LATCH, DOOR	**	39249834	A/R	WIRE, 12 AWG GREEN / YELLOW
43	23434269	1	DOOR, STARTER BOX	**	NOT ILLUSTRATED		
44	54729546	1	CONNECTOR, 2 WAY	A/R	AS REQUIRED		
45	54719182	1	CONNECTOR, 2 WAY	AC	AIR-COOLED		
46	54729496	2	CONNECTOR, 8 WAY	WC	WATER-COOLED		
47	54729520	2	CONNECTOR, 12 WAY				
48	39186093	2	PLUG, 6 POSITION				

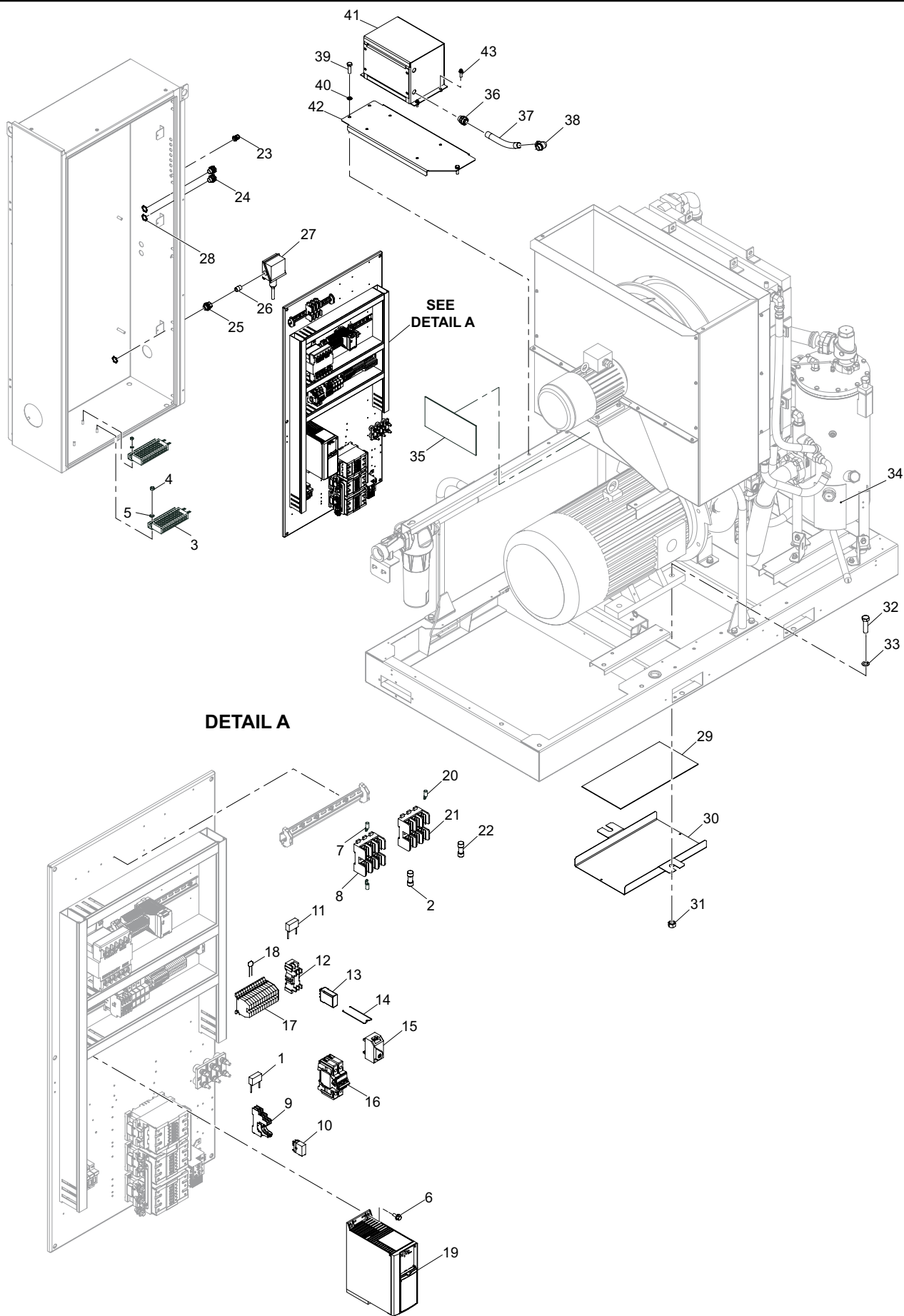
# DRYER ASSEMBLY DRAWING



## DRYER SERVICE PARTS LIST

Item	Part No.	Qty	Description	Where used
1	23623333	1	CONDENSER	400/3/50, 460/3/60, 230/3/60, 380/3/60
2	23763725	1	GRID and FAN ASSEMBLY	400/3/50, 460/3/60, 230/3/60, 380/3/60
3	23807969	1	COMPRESSOR, R134a, R407C, R507, R404A	400/3/50, 460/3/60
	23808330	1	COMPRESSOR, R134a, R407C, R507, R404A	230/3/60
	23808413	1	COMPRESSOR, R134a, R407C, R507, R404A	380/3/60
4	23691082	1	GASKET	400/3/50, 460/3/60, 230/3/60, 380/3/60
5	23617731	1	GASKET	400/3/50, 460/3/60, 230/3/60, 380/3/60
6	23634876	1	BYPASS, VALVE	400/3/50, 460/3/60, 230/3/60, 380/3/60
7	23599988	1	HEAT EXCHANGER	400/3/50, 460/3/60, 230/3/60, 380/3/60
8	23617731	1	GASKET, ROTALOCK	400/3/50, 460/3/60, 230/3/60, 380/3/60
9	23617723	1	GASKET, ROTALOCK	400/3/50, 460/3/60, 230/3/60, 380/3/60
10	23808173	2	CAPILLARY	400/3/50
	23808165	3	CAPILLARY	460/3/60, 230/3/60, 380/3/60
11	23662034	1	CIRCUIT BREAKER, COMPRESSOR	400/3/50
	23913940	1	CIRCUIT BREAKER, COMPRESSOR	460/3/60
	23662034	1	CIRCUIT BREAKER, COMPRESSOR	380/3/60
	23808371	1	CIRCUIT BREAKER, COMPRESSOR	230/3/60
12	23662042	1	CIRCUIT BREAKER, FAN	400/3/50
	23913957	1	CIRCUIT BREAKER, FAN	460/3/60
	23662042	1	CIRCUIT BREAKER, FAN	380/3/60
	23808389	1	CIRCUIT BREAKER, FAN	230/3/60
13	23661978	1	CONTACTOR, COMPRESSOR	400/3/50
	23545304	1	CONTACTOR, COMPRESSOR	460/3/60
	23808009	1	CONTACTOR, COMPRESSOR	380/3/60
	23808355	1	CONTACTOR, COMPRESSOR	230/3/60
14	18301762	2	FUSE, TRANSFORMER PRIMARY CIRCUIT	400/3/50
	23913965	2	FUSE, TRANSFORMER PRIMARY CIRCUIT	460/3/60
	23807977	2	FUSE, TRANSFORMER PRIMARY CIRCUIT	380/3/60
	23913999	2	FUSE, TRANSFORMER PRIMARY CIRCUIT	230/3/60
15	23777782	1	RELAY, BASE	400/3/50
	23913932	1	RELAY, BASE	460/3/60, 230/3/60
	23777782	1	RELAY, BASE	380/3/60
16	18302059	1	TRANSFORMER	400/3/50
	23913981	1	TRANSFORMER	460/3/60
	23808488	1	TRANSFORMER	380/3/60
	23914005	1	TRANSFORMER	230/3/60
17	18301788	1	FUSE, TRANSFORMER SECONDARY CIRCUIT 24V	400/3/50
	23913973	1	FUSE, TRANSFORMER SECONDARY CIRCUIT 24V	460/3/60, 230/3/60
	23807985	1	FUSE, TRANSFORMER SECONDARY CIRCUIT 24V	380/3/60
18	23777477	1	SWITCH, PRESSURE SIGNAL RELAY	400/3/50, 460/3/60, 230/3/60, 380/3/60
19	23662000	1	CONTACTOR, FAN	400/3/50
	23808397	1	CONTACTOR, FAN	460/3/60
	23662000	1	CONTACTOR, FAN	380/3/60
	23808397	1	CONTACTOR, FAN	230/3/60
20	18301622	1	SWITCH, PRESSURE FAN	400/3/50, 460/3/60, 230/3/60, 380/3/60
21	18301630	1	SWITCH, HIGH PRESSURE	400/3/50, 460/3/60, 230/3/60, 380/3/60
22	18301879	1	FILTER, DRYER	400/3/50, 460/3/60, 230/3/60, 380/3/60
23	23808322	1	VALVE, SCHRAEDER CORES	400/3/50, 460/3/60, 230/3/60, 380/3/60
24	23807951	1	SENSOR, TEMPERATURE	400/3/50, 460/3/60, 230/3/60, 380/3/60

# FROST/FREEZE PROTECTION ASSEMBLY DRAWING

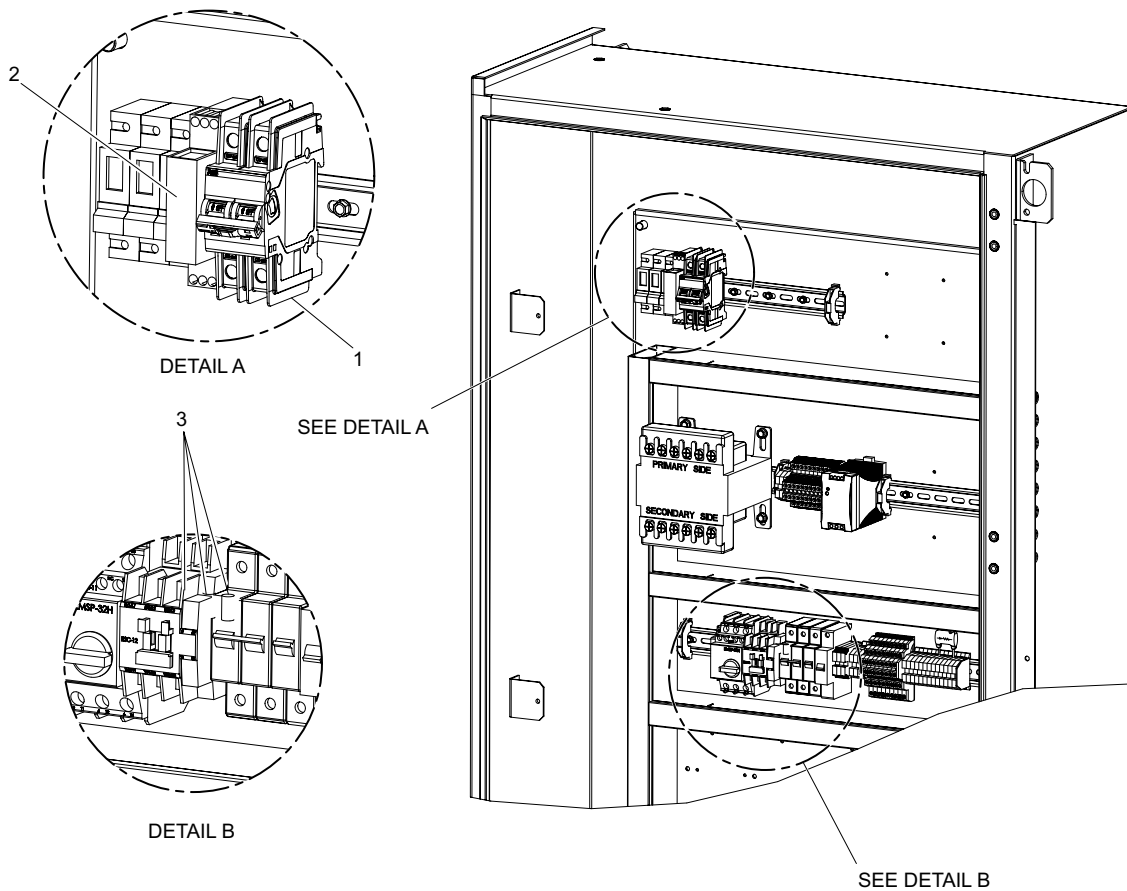


## DETAIL A

**FROST/ FREEZE PROTECTION PARTS LIST**

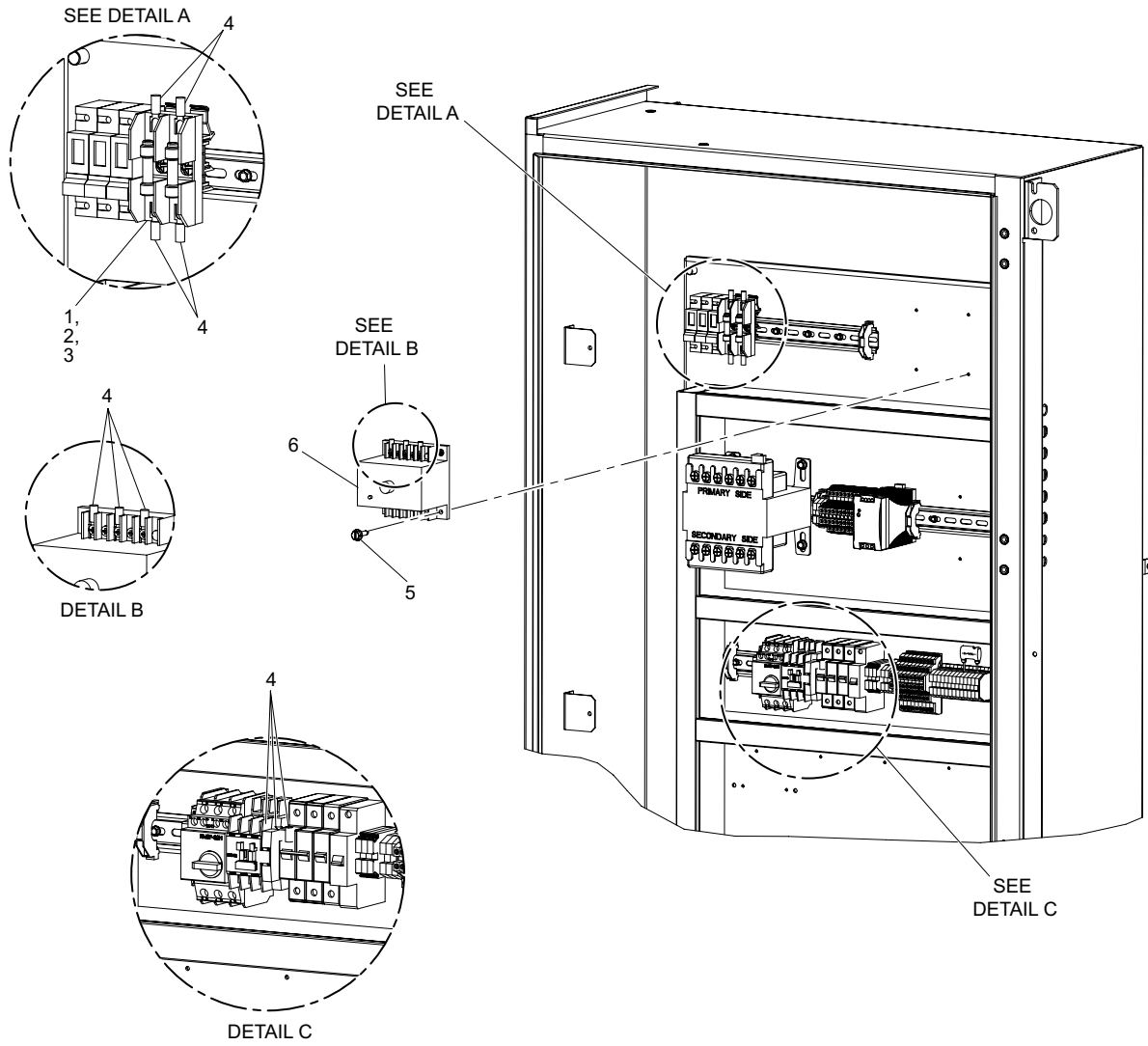
Item	Part No.	Qty	Description	Item	Part No.	Qty	Description
1	22085864	1	SUPPRESSOR, ARC	27	39482898	1	THERMOSTAT
2	23541568	3	FUSE, 30A	28	39108949	3	LOCKNUT
3	23554801	2	HEATER, 250 WATTS 120 VOLTS (60 Hz)	29	23538150	1	HEATER, 1000 WATTS 120 VOLTS (60 Hz)
	23560253	2	HEATER, 250 WATTS 240 VOLTS (50 Hz)		23538168	1	HEATER, 1000 WATTS 240 VOLTS (50 Hz)
4	96701370	4	NUT	30	23773708	1	BRACKET, MOTOR HEATER
5	96741467	4	WASHER	31	96720446	2	NUT
6	54691076	3	SCREW	32	96721162	2	SCREW
7	95986097	6	TERMINAL	33	96737721	2	WASHER
8	23580004	1	BLOCK, FUSE	34	23538176	3	HEATER, 250 WATTS 120 VOLTS (60 Hz)
9	24329161	1	SOCKET, RELAY		23538184	3	HEATER, 250 WATTS 240 VOLTS (50 Hz)
10	24521965	1	RELAY	35	96712153	4	SCREW
11	22085864	1	SUPPRESSOR, ARC	36	95359295	1	CONNECTOR
12	23644677	1	SOCKET, DIN RAIL	37	39132279	A/R	CONDUIT
13	23644701	1	RELAY	38	95318457	1	ELBOW
14	23644685	1	SPRING, PULLOVER WIRE	39	96704309	3	SCREW
15	54766928	1	THERMOSTAT	40	96712096	3	WASHER
16	23684301	1	BREAKER, CIRCUIT	41	23847239	1	TRANSFORMER, 6 KVA
17	23847247	1	KIT, TERMINAL BLOCK	42	23734833	1	SUPPORT, (CARBON STEEL)
18	23668833	1	CAPACITOR		24574048	1	SUPPORT, (GALVANISED STEEL)
19	23775422	1	DRIVE, FAN 4 kW	**	39108121	A/R	WIRE, 12 AWG BLACK
20	95986097	6	TERMINAL (230V 60 Hz ONLY)	**	39249834	A/R	WIRE, 12 AWG GREEN / YELLOW
21	23580004	1	BLOCK, FUSE (230V 60 Hz ONLY)	**	67747576	A/R	WIRE, MULTICONDUCTOR
22	23833643	3	FUSE, 20A (230V 60 Hz ONLY)				
23	39177555	5	GLAND, WIRE				
24	39180997	2	SEAL				
25	35275494	1	HUB	**	NOT ILLUSTRATED		
26	95785192	1	NIPPLE	A/R	AS REQUIRED		

## 220-480V PHASE MONITOR (FIXED SPEED) ASSEMBLY DRAWING AND PARTS LIST



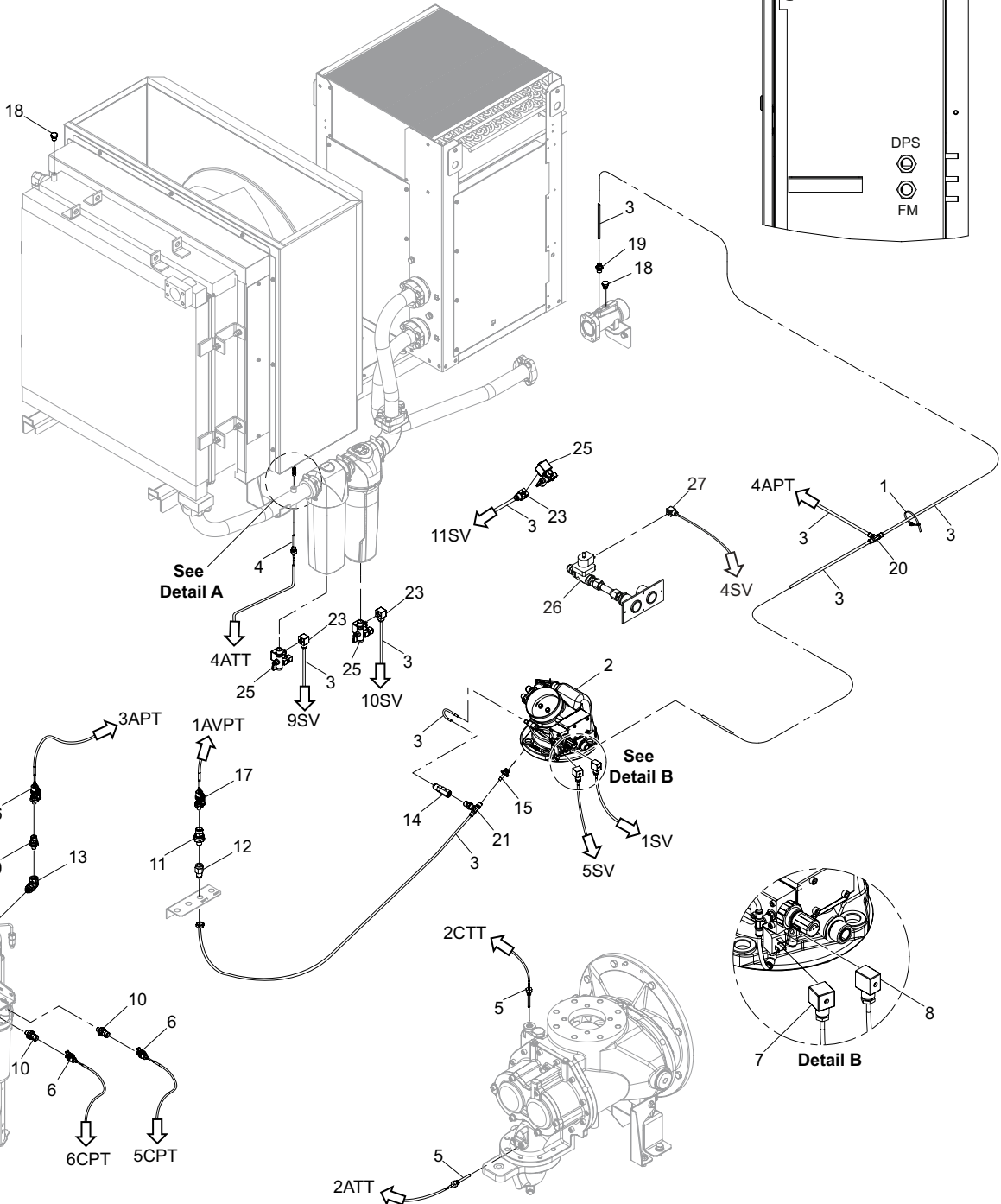
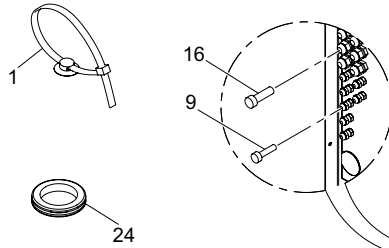
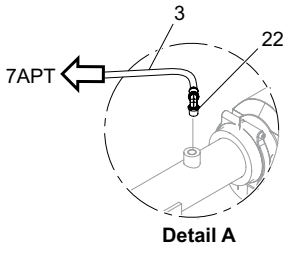
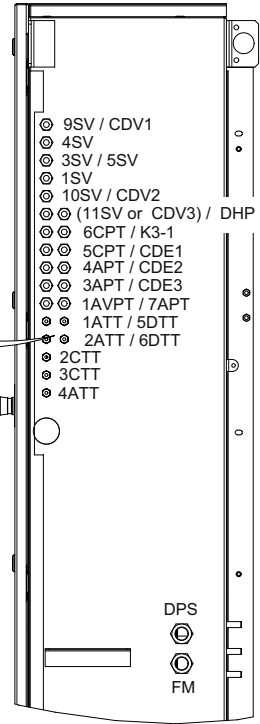
Item	Part No.	Qty	Description	Item	Part No.	Qty	Description
1	23625759	1	BREAKER, CIRCUIT 2-POLE	**	39204763	A/R	WIRE, 16 GA - BLUE
2	23083520	1	MONITOR, 3 PHASE	**	NOT ILLUSTRATED		
3	39136676	3	TERMINAL LUG	A/R	AS REQUIRED		
**	35244185	A/R	WIRE, 16 AWG-BLACK				

**575V PHASE MONITOR (FIXED SPEED) ASSEMBLY DRAWING AND PARTS LIST**



Item	Part No.	Qty	Description	Item	Part No.	Qty	Description
1	22317812	1	HOLDER, FUSE	**	35244185	A/R	WIRE, 16 AWG-BLACK
2	23626559	2	FUSE	**	39204763	A/R	WIRE, 16 GA - BLUE
3	23626567	2	ADAPTER, DIN-RAIL	**	NOT ILLUSTRATED		
4	39136676	10	THERMAL LUG	A/R	AS REQUIRED		
5	35249721	4	SCREW				
6	39225479	1	MONITOR, 575V PHASE				

# CONTROLS MODULATION (DRYER) ASSEMBLY DRAWING



## CONTROLS MODULATION (DRYER) PARTS LIST

Item	Part No.	Qty	Description	Item	Part No.	Qty	Description
1	22052609	28	TIE	27	23532054	1	CABLE
2	23421282	1	VALVE	**	23626567	2	ADAPTER
3	23452303	A/R	TUBE	**	24068587	2	LABEL, CABLE 1AVPT
4	23522246	1	SENSOR	**	24068595	2	LABEL, CABLE 3APT
5	23522253	2	SENSOR	**	24068603	2	LABEL, CABLE 4APT
6	23529373	3	CABLE	**	24068611	2	LABEL, CABLE 5CPT
7	23531841	1	CABLE	**	24068629	2	LABEL, CABLE 6CPT
8	23531858	1	CABLE	**	24108516	2	LABEL, CABLE 2ATT
9	23597297	2	PLUG	**	24108532	2	LABEL, CABLE 4ATT
10	23700370	5	TRANSDUCER	**	24108540	2	LABEL, CABLE 2CTT
11	23700388	1	TRANSDUCER	**	24121238	2	LABEL, CABLE 7APT
12	23700396	3	BULKHEAD	**	39108121	A/R	WIRE
13	23700404	1	ELBOW	**	39203443	1	SUPPRESSOR
14	23828882	1	VALVE	**	39266200	1	RELAY
15	23868276	1	ORIFICE	**	39479035	1	HOLDER
16	39155353	3	PLUG	**	85574374	1	HOSE
17	39875570	3	CABLE	**	92281427	29	WRAP
18	96757000	2	PLUG	**	95986097	6	TERMINAL
19	96759634	1	CONNECTOR	**	95998076	1	O-RING
20	96759709	1	TEE	**	96704481	4	SCREW
21	96759766	1	TEE	**	96757703	1	ELBOW
22	96761937	1	ELBOW	**	96759295	3	O-RING
23	23532104	3	CABLE, (STANDARD CONDENSATE)	**	NOT ILLUSTRATED		
	23529753	3	CABLE (NO-LOSS CONDENSATE)	A/R	AS REQUIRED		
24	39230461	1	GROMMET	WC	WATER-COOLED		
25	23588940	3	VALVE, DRAIN				
26	39479803	1	VALVE, SHUT-OFF (WC ONLY)				

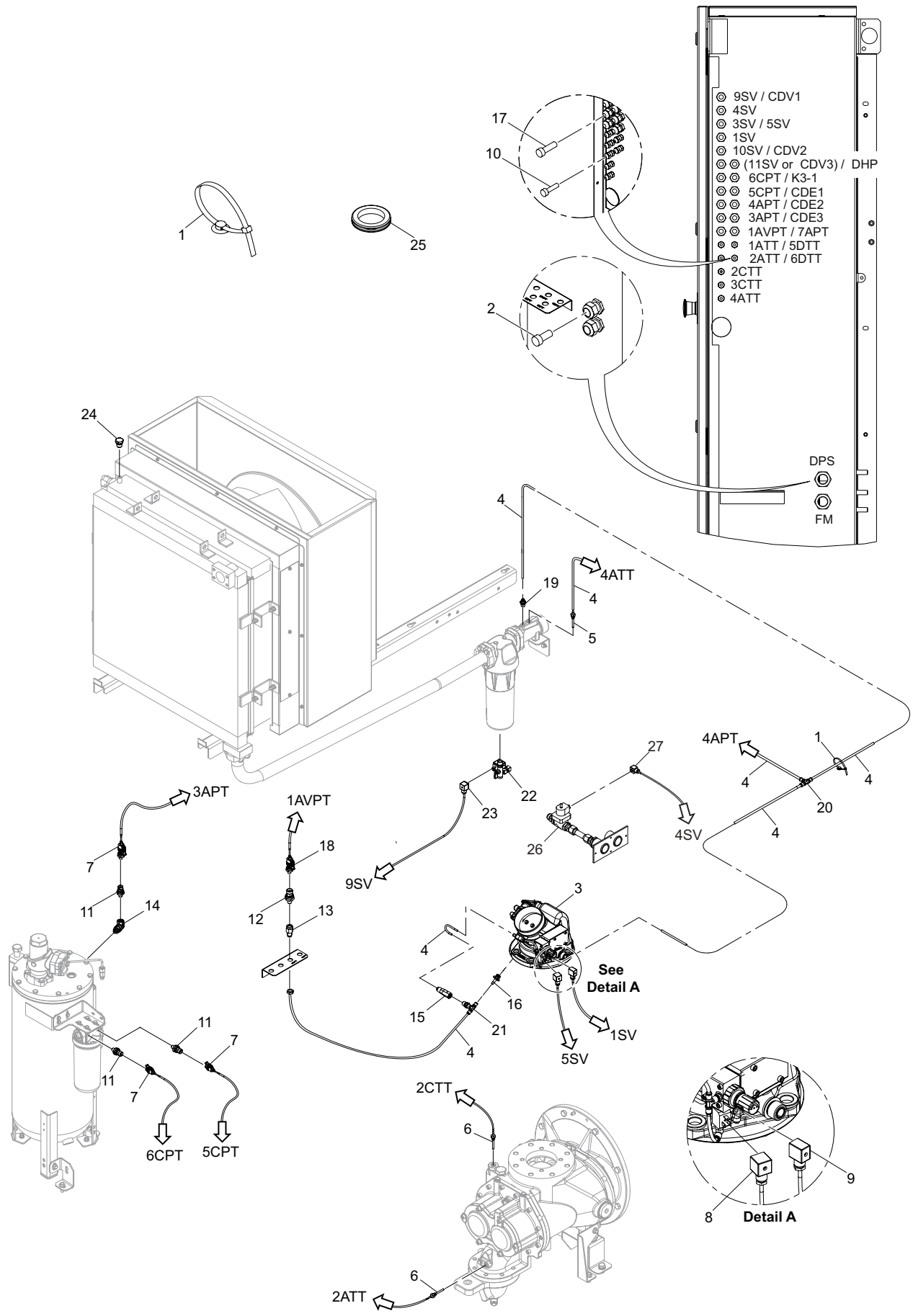
CABLE	DESCRIPTION
9SV / CDV1	CONDENSATE (MOISTURE SEPARATOR)
4SV	WATER STOP VALVE
3SV / 5SV	BLOWDOWN VALVE (VSD) / MODULATION
1SV	LOAD / BLOWDOWN VALVE (AT INLET VALVE)
10SV / CDV2	CONDENSATE (COMPRESSED AIR FILTER - DRYER OPTION)
11SV / CDV3	CONDENSATE (DRYER)
DHP	DRYER HIGH PRESSURE SWITCH
6CPT	OIL FILTER OUT PRESSURE
K3-1	BLOWER DRIVE CONTROL RELAY CABLE
5CPT	OIL FILTER IN PRESSURE
CDE1	CONDENSATE ERROR (MOISTURE SEPARATOR)
4APT	PACKAGE DISCHARGE PRESSURE

CABLE	DESCRIPTION
CDE2	CONDENSATE ERROR (COMPRESSED AIR FILTER)
3APT	WET SUMP PRESSURE
CDE3	CONDENSATE ERROR (DRYER)
1AVPT	INLET VACUUM PRESSURE
7APT	PRESSURE DIFFERENTIAL SENSOR (DRYER ONLY)
1ATT	AMBIENT AIR INLET TEMPERATURE
5DTT	DRYER DEWPOINT
2ATT	AIREND DISCHARGE TEMPERATURE
6DTT	REFRIGERANT TEMPERATURE
2CTT	OIL INJECTION TEMPERATURE
3CTT	OIL OUT TEMPERATURE (AT COOLER)
4ATT	PACKAGE AIR DISCHARGE TEMPERATURE
DPS	DRYER POWER SUPPLY
FM	FAN MOTOR

**NOTE : PLUG ALL UNUSED WIRE GLANDS AS FOLLOWS:**

- **PLUG 39155353 FOR LARGE GLANDS,**
- **PLUG 23597297 FOR SMALL GLANDS.**

# CONTROLS MODULATION ASSEMBLY DRAWING



## CONTROLS MODULATION PARTS LIST

Item	Part No.	Qty	Description	Item	Part No.	Qty	Description
1	22052609	28	TIE	23	23529753	1	CABLE (NO-LOSS CONDENSATE)
2	22258958	1	PLUG	24	96757000	1	PLUG
3	23421282	1	VALVE, INLET	25	39230461	1	GROMMET
4	23452303	A/R	TUBE	26	39479803	1	VALVE, SHUT-OFF (WC ONLY)
5	23522246	1	SENSOR	27	23532054	1	CABLE
6	23522253	2	SENSOR	**	24068587	2	LABEL, CABLE 1AVPT
7	23529373	3	CABLE	**	24068595	2	LABEL, CABLE 3APT
8	23531841	1	CABLE	**	24068603	2	LABEL, CABLE 4APT
9	23531858	1	CABLE	**	24068611	2	LABEL, CABLE 5CPT
10	23597297	4	PLUG	**	24068629	2	LABEL, CABLE 6CPT
11	23700370	4	TRANSDUCER	**	24108516	2	LABEL, CABLE 2ATT
12	23700388	1	TRANSDUCER	**	24108532	2	LABEL, CABLE 4ATT
13	23700396	2	BULKHEAD	**	24108540	2	LABEL, CABLE 2CTT
14	23700404	1	ELBOW	**	85574374	1	HOSE
15	23828882	1	VALVE	**	92281427	29	WRAP
16	23868276	1	ORIFICE	**	95998076	1	O-RING
17	39155353	9	PLUG	**	96704481	4	SCREW
18	39875570	2	CABLE	**	96757703	1	ELBOW
19	96759634	1	CONNECTOR	**	96759295	3	O-RING
20	96759709	1	TEE				
21	96759766	1	TEE	**	NOT ILLUSTRATED		
22	23588940	1	VALVE, DRAIN	A/R	AS REQUIRED		
23	23532104	1	CABLE (STANDARD CONDENSATE)	WC	WATER-COOLED		

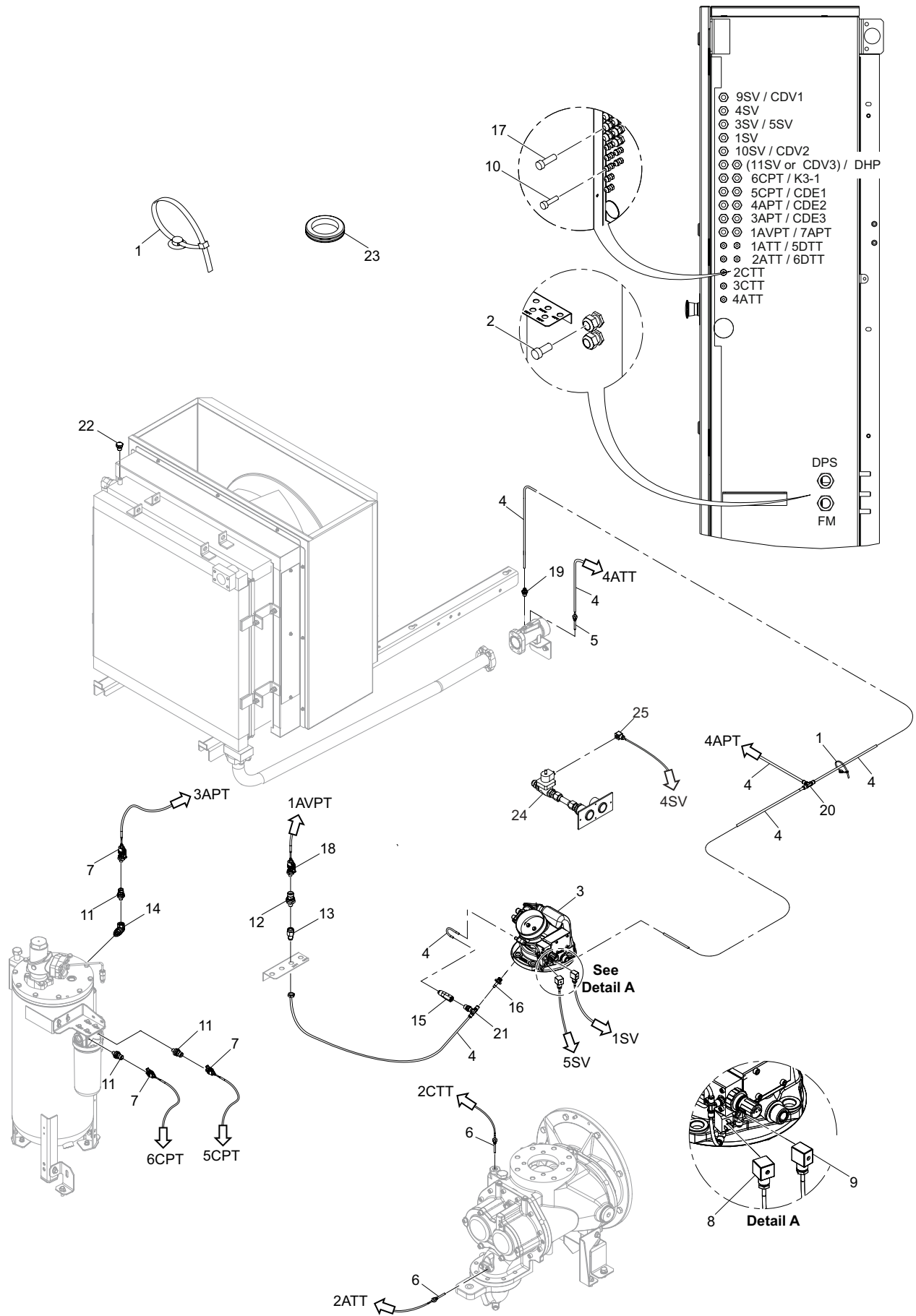
CABLE	DESCRIPTION
9SV / CDV1	CONDENSATE (MOISTURE SEPARATOR)
4SV	WATER STOP VALVE
3SV / 5SV	BLOWDOWN VALVE (VSD) / MODULATION
1SV	LOAD / BLOWDOWN VALVE (AT INLET VALVE)
10SV / CDV2	CONDENSATE (COMPRESSED AIR FILTER - DRYER OPTION)
11SV / CDV3	CONDENSATE (DRYER)
DHP	DRYER HIGH PRESSURE SWITCH
6CPT	OIL FILTER OUT PRESSURE
K3-1	BLOWER DRIVE CONTROL RELAY CABLE
5CPT	OIL FILTER IN PRESSURE
CDE1	CONDENSATE ERROR (MOISTURE SEPARATOR)
4APT	PACKAGE DISCHARGE PRESSURE

CABLE	DESCRIPTION
CDE2	CONDENSATE ERROR (COMPRESSED AIR FILTER)
3APT	WET SUMP PRESSURE
CDE3	CONDENSATE ERROR (DRYER)
1AVPT	INLET VACUUM PRESSURE
7APT	PRESSURE DIFFERENTIAL SENSOR (DRYER ONLY)
1ATT	AMBIENT AIR INLET TEMPERATURE
5DTT	DRYER DEWPOINT
2ATT	AIREND DISCHARGE TEMPERATURE
6DTT	REFRIGERANT TEMPERATURE
2CTT	OIL INJECTION TEMPERATURE
3CTT	OIL OUT TEMPERATURE (AT COOLER)
4ATT	PACKAGE AIR DISCHARGE TEMPERATURE
DPS	DRYER POWER SUPPLY
FM	FAN MOTOR

**NOTE : PLUG ALL UNUSED WIRE GLANDS AS FOLLOWS:**

- **PLUG 39155353 FOR LARGE GLANDS,**
- **PLUG 23597297 FOR SMALL GLANDS,**
- **PLUG 22258958 FOR DPS CABLE GLAND.**

# CONTROLS MODULATION (NO MOISTURE SEPARATOR) ASSEMBLY DRAWING



**CONTROLS MODULATION (NO MOISTURE SEPARATOR) PARTS LIST**

Item	Part No.	Qty	Description	Item	Part No.	Qty	Description
1	22052609	28	TIE	23	39230461	1	GROMMET
2	22258958	1	PLUG	24	39479803	1	VALVE, SHUT-OFF (WC ONLY)
3	23421282	1	VALVE	25	23532054	1	CABLE
4	23452303	A/R	TUBE	**	24068587	2	LABEL, CABLE 1AVPT
5	23522246	1	SENSOR	**	24068595	2	LABEL, CABLE 3APT
6	23522253	2	SENSOR	**	24068603	2	LABEL, CABLE 4APT
7	23529373	3	CABLE	**	24068611	2	LABEL, CABLE 5CPT
8	23531841	1	CABLE	**	24068629	2	LABEL, CABLE 6CPT
9	23531858	1	CABLE	**	24108516	2	LABEL, CABLE 2ATT
10	23597297	4	PLUG	**	24108532	2	LABEL, CABLE 4ATT
11	23700370	4	TRANSDUCER	**	24108540	2	LABEL, CABLE 2CTT
12	23700388	1	TRANSDUCER	**	85574374	1	HOSE
13	23700396	2	BULKHEAD	**	92281427	29	WRAP
14	23700404	1	ELBOW	**	95998076	1	O-RING
15	23828882	1	VALVE	**	96704481	4	SCREW
16	23868276	1	ORIFICE	**	96757703	1	ELBOW
17	39155353	10	PLUG	**	96759295	3	O-RING
18	39875570	2	CABLE	**	NOT ILLUSTRATED		
19	96759634	1	CONNECTOR	A/R	AS REQUIRED		
20	96759709	1	TEE	WC	WATER-COOLED		
21	96759766	1	TEE				
22	96757000	1	PLUG				

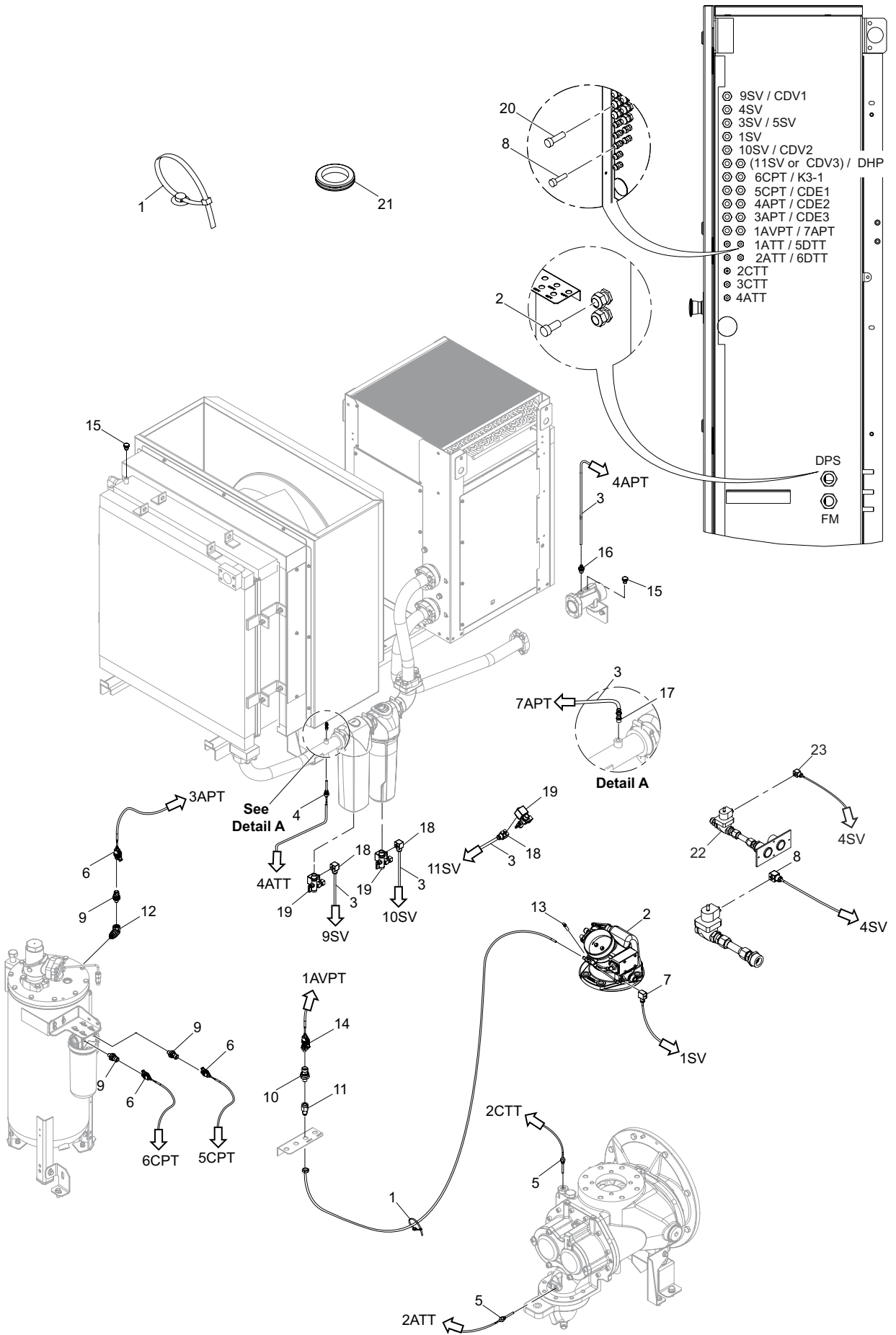
CABLE	DESCRIPTION
9SV / CDV1	CONDENSATE (MOISTURE SEPARATOR)
4SV	WATER STOP VALVE
3SV / 5SV	BLOWDOWN VALVE (VSD) / MODULATION
1SV	LOAD / BLOWDOWN VALVE (AT INLET VALVE)
10SV / CDV2	CONDENSATE (COMPRESSED AIR FILTER - DRYER OPTION)
11SV / CDV3	CONDENSATE (DRYER)
DHP	DRYER HIGH PRESSURE SWITCH
6CPT	OIL FILTER OUT PRESSURE
K3-1	BLOWER DRIVE CONTROL RELAY CABLE
5CPT	OIL FILTER IN PRESSURE
CDE1	CONDENSATE ERROR (MOISTURE SEPARATOR)
4APT	PACKAGE DISCHARGE PRESSURE

CABLE	DESCRIPTION
CDE2	CONDENSATE ERROR (COMPRESSED AIR FILTER)
3APT	WET SUMP PRESSURE
CDE3	CONDENSATE ERROR (DRYER)
1AVPT	INLET VACUUM PRESSURE
7APT	PRESSURE DIFFERENTIAL SENSOR (DRYER ONLY)
1ATT	AMBIENT AIR INLET TEMPERATURE
5DTT	DRYER DEWPOINT
2ATT	AIREND DISCHARGE TEMPERATURE
6DTT	REFRIGERANT TEMPERATURE
2CTT	OIL INJECTION TEMPERATURE
3CTT	OIL OUT TEMPERATURE (AT COOLER)
4ATT	PACKAGE AIR DISCHARGE TEMPERATURE
DPS	DRYER POWER SUPPLY
FM	FAN MOTOR

**NOTE : PLUG ALL UNUSED WIRE GLANDS AS FOLLOWS:**

- **PLUG 39155353 FOR LARGE GLANDS,**
- **PLUG 23597297 FOR SMALL GLANDS,**
- **PLUG 22258958 FOR DPS CABLE GLAND.**

# CONTROLS ON/OFF (DRYER) ASSEMBLY DRAWING



## CONTROLS ON/OFF (DRYER) PARTS LIST

Item	Part No.	Qty	Description	Item	Part No.	Qty	Description
1	22052609	28	TIE	**	24068595	2	LABEL, CABLE 3APT
2	23421274	1	VALVE	**	24068603	2	LABEL, CABLE 4APT
3	23452303	A/R	TUBE	**	24068611	2	LABEL, CABLE 5CPT
4	23522246	1	SENSOR	**	24068629	2	LABEL, CABLE 6CPT
5	23522253	2	SENSOR	**	24108516	2	LABEL, CABLE 2ATT
6	23529373	3	CABLE	**	24108532	2	LABEL, CABLE 4ATT
7	23531858	1	CABLE	**	24108540	2	LABEL, CABLE 2CTT
8	23597297	2	PLUG	**	24121238	2	LABEL, CABLE 7APT
9	23700370	5	TRANSDUCER	**	39108121	A/R	WIRE
10	23700388	1	TRANSDUCER	**	39203443	1	SUPPRESSOR
11	23700396	3	BULKHEAD	**	39266200	1	RELAY
12	23700404	1	ELBOW	**	39479035	1	HOLDER
13	23702954	1	PLUG	**	85574374	1	HOSE
14	39875570	3	CABLE	**	92281427	29	WRAP
15	96757000	2	PLUG	**	95986097	6	TERMINAL
16	96759634	1	CONNECTOR	**	95998076	1	O-RING
17	96761937	1	ELBOW	**	96704481	4	SCREW
18	23532104	3	CABLE, (STANDARD CONDENSATE)	**	96757703	1	ELBOW
	23529753	3	CABLE (NO-LOSS CONDENSATE)	**	96759295	3	O-RING
19	23588940	3	VALVE, DRAIN	**	23626567	2	ADAPTER
20	39155353	4	PLUG	**	NOT ILLUSTRATED		
21	39230461	1	GROMMET	A/R	AS REQUIRED		
22	39479803	1	VALVE, SHUT-OFF (WC ONLY)	WC	WATER-COOLED		
23	23532054	1	CABLE				
**	24068587	2	LABEL, CABLE 1AVPT				

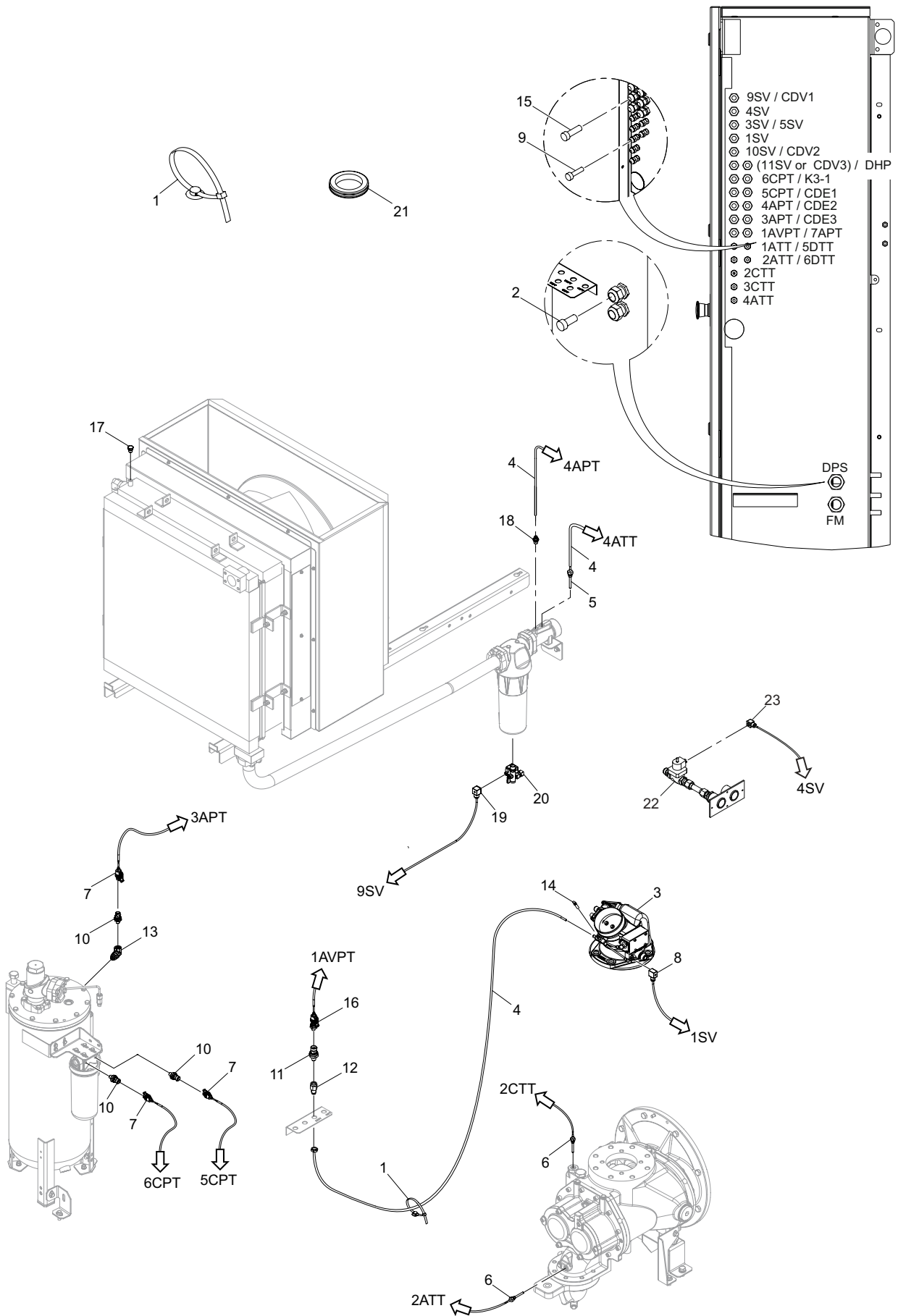
CABLE	DESCRIPTION
9SV / CDV1	CONDENSATE (MOISTURE SEPARATOR)
4SV	WATER STOP VALVE
3SV / 5SV	BLOWDOWN VALVE (VSD) / MODULATION
1SV	LOAD / BLOWDOWN VALVE (AT INLET VALVE)
10SV / CDV2	CONDENSATE (COMPRESSED AIR FILTER - DRYER OPTION)
11SV / CDV3	CONDENSATE (DRYER)
DHP	DRYER HIGH PRESSURE SWITCH
6CPT	OIL FILTER OUT PRESSURE
K3-1	BLOWER DRIVE CONTROL RELAY CABLE
5CPT	OIL FILTER IN PRESSURE
CDE1	CONDENSATE ERROR (MOISTURE SEPARATOR)
4APT	PACKAGE DISCHARGE PRESSURE

CABLE	DESCRIPTION
CDE2	CONDENSATE ERROR (COMPRESSED AIR FILTER)
3APT	WET SUMP PRESSURE
CDE3	CONDENSATE ERROR (DRYER)
1AVPT	INLET VACUUM PRESSURE
7APT	PRESSURE DIFFERENTIAL SENSOR (DRYER ONLY)
1ATT	AMBIENT AIR INLET TEMPERATURE
5DTT	DRYER DEWPOINT
2ATT	AIREND DISCHARGE TEMPERATURE
6DTT	REFRIGERANT TEMPERATURE
2CTT	OIL INJECTION TEMPERATURE
3CTT	OIL OUT TEMPERATURE (AT COOLER)
4ATT	PACKAGE AIR DISCHARGE TEMPERATURE
DPS	DRYER POWER SUPPLY
FM	FAN MOTOR

**NOTE : PLUG ALL UNUSED WIRE GLANDS AS FOLLOWS:**

- **PLUG 39155353 FOR LARGE GLANDS,**
- **PLUG 23597297 FOR SMALL GLANDS.**

# CONTROLS ON/OFF ASSEMBLY DRAWING



### CONTROLS ON/OFF PARTS LIST

Item	Part No.	Qty	Description	Item	Part No.	Qty	Description
1	22052609	28	TIE	21	39230461	1	GROMMET
2	22258958	1	PLUG	22	39479803	1	VALVE, SHUT-OFF (WC ONLY)
3	23421274	1	VALVE	23	23532054	1	CABLE
4	23452303	A/R	TUBE	**	24068587	2	LABEL, CABLE 1AVPT
5	23522246	1	SENSOR	**	24068595	2	LABEL, CABLE 3APT
6	23522253	2	SENSOR	**	24068603	2	LABEL, CABLE 4APT
7	23529373	3	CABLE	**	24068611	2	LABEL, CABLE 5CPT
8	23531858	1	CABLE	**	24068629	2	LABEL, CABLE 6CPT
9	23597297	4	PLUG	**	24108516	2	LABEL, CABLE 2ATT
10	23700370	4	TRANSDUCER	**	24108532	2	LABEL, CABLE 4ATT
11	23700388	1	TRANSDUCER	**	24108540	2	LABEL, CABLE 2CTT
12	23700396	2	BULKHEAD	**	85574374	1	HOSE
13	23700404	1	ELBOW	**	92281427	29	WRAP
14	23702954	1	PLUG	**	95998076	1	O-RING
15	39155353	10	PLUG	**	96704481	4	SCREW
16	39875570	2	CABLE	**	96757703	1	ELBOW
17	96757000	1	PLUG	**	96759295	3	O-RING
18	96759634	1	CONNECTOR	**	NOT ILLUSTRATED		
19	23532104	1	CABLE (STANDARD CONDENSATE)	A/R	AS REQUIRED		
	23529753	1	CABLE (NO-LOSS CONDENSATE)	WC	WATER-COOLED		
20	23588940	1	VALVE, DRAIN				

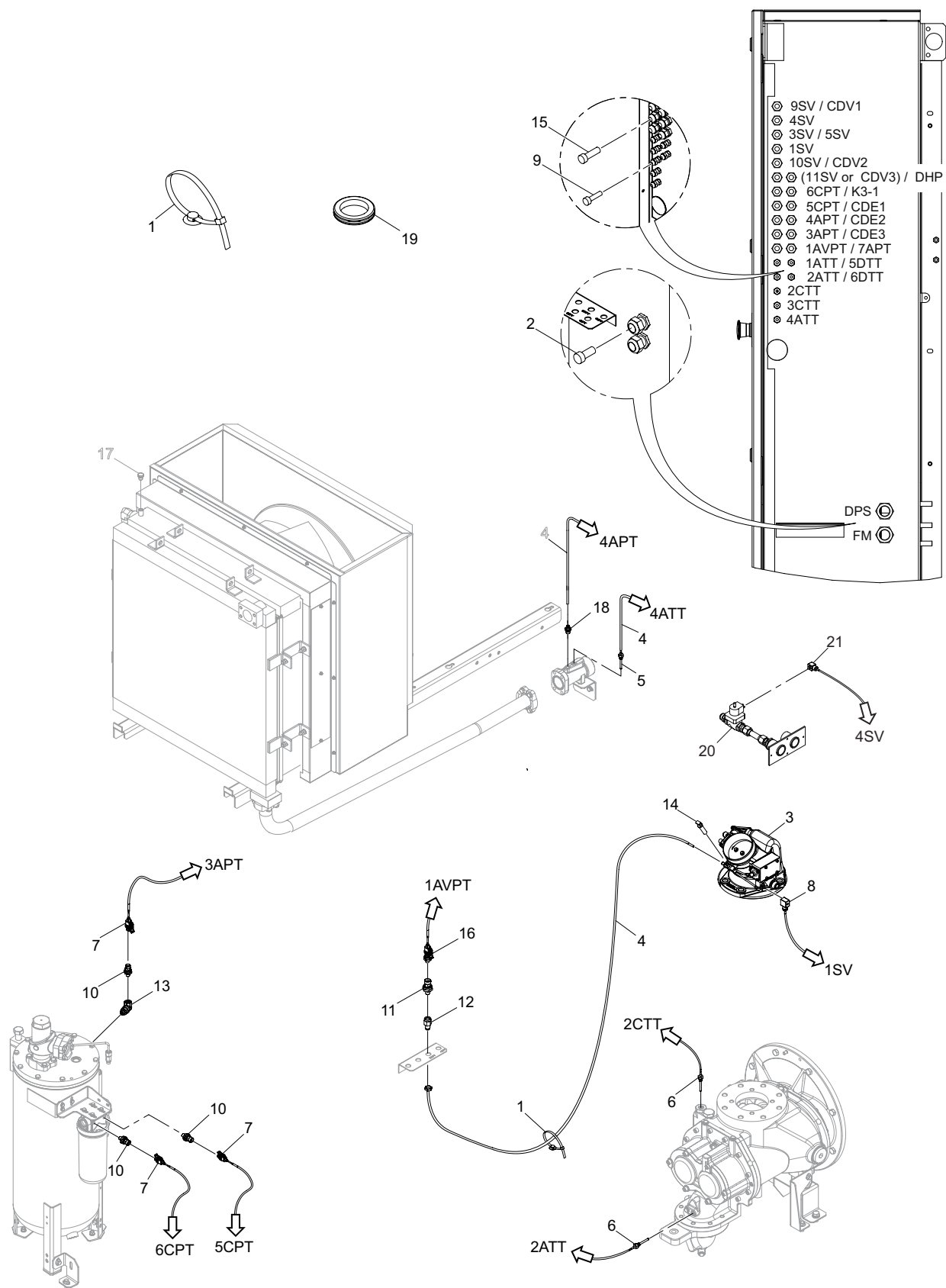
CABLE	DESCRIPTION
9SV / CDV1	CONDENSATE (MOISTURE SEPARATOR)
4SV	WATER STOP VALVE
3SV / 5SV	BLOWDOWN VALVE (VSD) / MODULATION
1SV	LOAD / BLOWDOWN VALVE (AT INLET VALVE)
10SV / CDV2	CONDENSATE (COMPRESSED AIR FILTER - DRYER OPTION)
11SV / CDV3	CONDENSATE (DRYER)
DHP	DRYER HIGH PRESSURE SWITCH
6CPT	OIL FILTER OUT PRESSURE
K3-1	BLOWER DRIVE CONTROL RELAY CABLE
5CPT	OIL FILTER IN PRESSURE
CDE1	CONDENSATE ERROR (MOISTURE SEPARATOR)
4APT	PACKAGE DISCHARGE PRESSURE

CABLE	DESCRIPTION
CDE2	CONDENSATE ERROR (COMPRESSED AIR FILTER)
3APT	WET SUMP PRESSURE
CDE3	CONDENSATE ERROR (DRYER)
1AVPT	INLET VACUUM PRESSURE
7APT	PRESSURE DIFFERENTIAL SENSOR (DRYER ONLY)
1ATT	AMBIENT AIR INLET TEMPERATURE
5DTT	DRYER DEWPOINT
2ATT	AIREND DISCHARGE TEMPERATURE
6DTT	REFRIGERANT TEMPERATURE
2CTT	OIL INJECTION TEMPERATURE
3CTT	OIL OUT TEMPERATURE (AT COOLER)
4ATT	PACKAGE AIR DISCHARGE TEMPERATURE
DPS	DRYER POWER SUPPLY
FM	FAN MOTOR

**NOTE : PLUG ALL UNUSED WIRE GLANDS AS FOLLOWS:**

- PLUG 39155353 FOR LARGE GLANDS,
- PLUG 23597297 FOR SMALL GLANDS,
- PLUG 22258958 FOR DPS CABLE GLAND.

# CONTROLS ON/OFF (NO MOISTURE SEPARATOR) ASSEMBLY DRAWING



**CONTROLS ON/OFF (NO MOISTURE SEPARATOR) PARTS LIST**

Item	Part No.	Qty	Description	Item	Part No.	Qty	Description
1	22052609	28	TIE	21	23532054	1	CABLE
2	22258958	1	PLUG	**	24068587	2	LABEL, CABLE 1AVPT
3	23421274	1	VALVE	**	24068595	2	LABEL, CABLE 3APT
4	23452303	A/R	TUBE	**	24068603	2	LABEL, CABLE 4APT
5	23522246	1	SENSOR	**	24068611	2	LABEL, CABLE 5CPT
6	23522253	2	SENSOR	**	24068629	2	LABEL, CABLE 6CPT
7	23529373	3	CABLE	**	24108516	2	LABEL, CABLE 2ATT
8	23531858	1	CABLE	**	24108532	2	LABEL, CABLE 4ATT
9	23597297	4	PLUG	**	24108540	2	LABEL, CABLE 2CTT
10	23700370	4	TRANSDUCER	**	85574374	1	HOSE
11	23700388	1	TRANSDUCER	**	92281427	29	WRAP
12	23700396	2	BULKHEAD	**	95998076	1	O-RING
13	23700404	1	ELBOW	**	96704481	4	SCREW
14	23702954	1	PLUG	**	96757703	1	ELBOW
15	39155353	11	PLUG	**	96759295	3	O-RING
16	39875570	2	CABLE				
17	96757000	1	PLUG				
18	96759634	1	CONNECTOR	**	NOT ILLUSTRATED		
19	39230461	1	GROMMET	A/R	AS REQUIRED		
20	39479803	1	VALVE, SHUT-OFF (WC ONLY)	WC	WATER-COOLED		

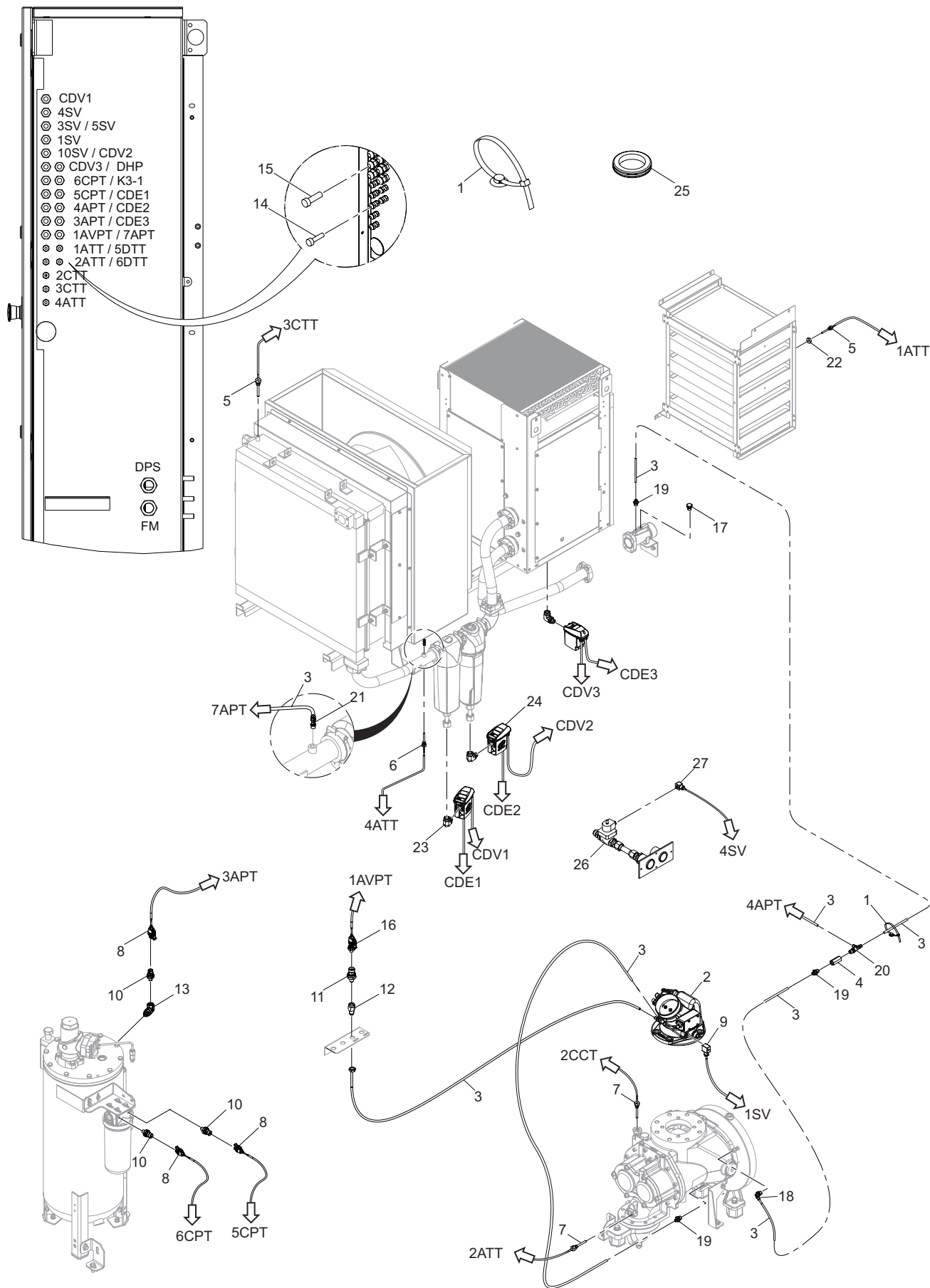
CABLE	DESCRIPTION
9SV / CDV1	CONDENSATE (MOISTURE SEPARATOR)
4SV	WATER STOP VALVE
3SV / 5SV	BLOWDOWN VALVE (VSD) / MODULATION
1SV	LOAD / BLOWDOWN VALVE (AT INLET VALVE)
10SV / CDV2	CONDENSATE (COMPRESSED AIR FILTER - DRYER OPTION)
11SV / CDV3	CONDENSATE (DRYER)
DHP	DRYER HIGH PRESSURE SWITCH
6CPT	OIL FILTER OUT PRESSURE
K3-1	BLOWER DRIVE CONTROL RELAY CABLE
5CPT	OIL FILTER IN PRESSURE
CDE1	CONDENSATE ERROR (MOISTURE SEPARATOR)
4APT	PACKAGE DISCHARGE PRESSURE

CABLE	DESCRIPTION
CDE2	CONDENSATE ERROR (COMPRESSED AIR FILTER)
3APT	WET SUMP PRESSURE
CDE3	CONDENSATE ERROR (DRYER)
1AVPT	INLET VACUUM PRESSURE
7APT	PRESSURE DIFFERENTIAL SENSOR (DRYER ONLY)
1ATT	AMBIENT AIR INLET TEMPERATURE
5DTT	DRYER DEWPOINT
2ATT	AIREND DISCHARGE TEMPERATURE
6DTT	REFRIGERANT TEMPERATURE
2CTT	OIL INJECTION TEMPERATURE
3CTT	OIL OUT TEMPERATURE (AT COOLER)
4ATT	PACKAGE AIR DISCHARGE TEMPERATURE
DPS	DRYER POWER SUPPLY
FM	FAN MOTOR

**NOTE : PLUG ALL UNUSED WIRE GLANDS AS FOLLOWS:**

- **PLUG 39155353 FOR LARGE GLANDS,**
- **PLUG 23597297 FOR SMALL GLANDS,**
- **PLUG 22258958 FOR DPS CABLE GLAND.**

# CONTROLS VSD (DRYER) ASSEMBLY DRAWING



## CONTROLS VSD (DRYER) PARTS LIST

Item	Part No.	Qty	Description	Item	Part No.	Qty	Description
1	22052609	29	TIE	**	24068587	2	LABEL, CABLE 1AVPT
2	23421274	1	VALVE	**	24068595	2	LABEL, CABLE 3APT
3	23452303	A/R	TUBE	**	24068603	2	LABEL, CABLE 4APT
4	23467814	1	STRAINER	**	24068611	2	LABEL, CABLE 5CPT
5	23522238	2	SENSOR	**	24068629	2	LABEL, CABLE 6CPT
6	23522246	1	SENSOR	**	24108516	2	LABEL, CABLE 2ATT
7	23522253	2	SENSOR	**	24108524	2	LABEL, CABLE 3CTT
8	23529373	3	CABLE	**	24108532	2	LABEL, CABLE 4ATT
9	23531858	1	CABLE	**	24108540	2	LABEL, CABLE 2CTT
10	23700370	5	TRANSDUCER	**	24108557	2	LABEL, CABLE 1ATT
11	23700388	1	TRANSDUCER	**	24121238	2	LABEL, CABLE 7APT
12	23700396	3	BULKHEAD	**	39108121	A/R	WIRE
13	23700404	1	ELBOW	**	39203443	1	SUPPRESSOR
14	23597297	2	PLUG	**	39266200	1	RELAY
15	39155353	2	PLUG	**	39479035	1	HOLDER
16	39875570	3	CABLE	**	85574374	1	HOSE
17	96757000	1	PLUG	**	92281427	29	WRAP
18	96759550	1	ELBOW	**	95986097	6	TERMINAL
19	96759634	3	CONNECTOR	**	95998076	1	O-RING
20	96759733	1	TEE	**	96704481	4	SCREW
21	96761937	1	ELBOW	**	96757703	1	ELBOW
22	96764493	1	NUT	**	96759295	4	O-RING
23	96760962	3	ELBOW	**	23626567	2	ADAPTER
24	23434848	3	NO-LOSS DRAIN				
25	39230461	1	GROMMET	**	NOT ILLUSTRATED		
26	39479803	1	VALVE, SHUT-OFF (WC ONLY)	A/R	AS REQUIRED		
27	23532054	1	CABLE	WC	WATER-COOLED		

CABLE	DESCRIPTION
CDV1	CONDENSATE (MOISTURE SEPARATOR)
4SV	WATER STOP VALVE
3SV	BLOWDOWN VALVE (VSD) / MODULATION
1SV	LOAD / BLOWDOWN VALVE (AT INLET VALVE)
CDV2	CONDENSATE (COMPRESSED AIR FILTER - DRYER OPTION)
CDV3	CONDENSATE (DRYER)
DHP	DRYER HIGH PRESSURE SWITCH
6CPT	OIL FILTER OUT PRESSURE
K3-1	BLOWER DRIVE CONTROL RELAY CABLE
5CPT	OIL FILTER IN PRESSURE
CDE1	CONDENSATE ERROR (MOISTURE SEPARATOR)
4APT	PACKAGE DISCHARGE PRESSURE
CDE2	CONDENSATE ERROR (COMPRESSED AIR FILTER)

CABLE	DESCRIPTION
3APT	WET SUMP PRESSURE
CDE3	CONDENSATE ERROR (DRYER)
1AVPT	INLET VACUUM PRESSURE
7APT	PRESSURE DIFFERENTIAL SENSOR (DRYER ONLY)
1ATT	AMBIENT AIR INLET TEMPERATURE
5DTT	DRYER DEWPOINT
2ATT	AIREND DISCHARGE TEMPERATURE
6DTT	REFRIGERANT TEMPERATURE
2CTT	OIL INJECTION TEMPERATURE
3CTT	OIL OUT TEMPERATURE (AT COOLER)
4ATT	PACKAGE AIR DISCHARGE TEMPERATURE
DPS	DRYER POWER SUPPLY
FM	FAN MOTOR

**NOTE : PLUG ALL UNUSED WIRE GLANDS AS FOLLOWS:**

- PLUG 39155353 FOR LARGE GLANDS,
- PLUG 23597297 FOR SMALL GLANDS.



## CONTROLS VSD PARTS LIST

Item	Part No.	Qty	Description	Item	Part No.	Qty	Description
1	22052609	28	TIE	24	39479803	1	VALVE, SHUT-OFF (WC ONLY)
2	22258958	1	PLUG	25	23532054	1	CABLE
3	23421274	1	VALVE	**	24068587	2	LABEL, CABLE 1AVPT
4	23452303	A/R	TUBE	**	24068595	2	LABEL, CABLE 3APT
5	23467814	1	STRAINER	**	24068603	2	LABEL, CABLE 4APT
6	23522238	2	SENSOR	**	24068611	2	LABEL, CABLE 5CPT
7	23522246	1	SENSOR	**	24068629	2	LABEL, CABLE 6CPT
8	23522253	2	SENSOR	**	24108516	2	LABEL, CABLE 2ATT
9	23529373	3	CABLE	**	24108524	2	LABEL, CABLE 3CTT
10	23531858	1	CABLE	**	24108532	2	LABEL, CABLE 4ATT
11	23597297	2	PLUG	**	24108540	2	LABEL, CABLE 2CTT
12	23700370	4	TRANSDUCER	**	24108557	2	LABEL, CABLE 1ATT
13	23700388	1	TRANSDUCER	**	85574374	1	HOSE
14	23700396	2	BULKHEAD	**	92281427	28	WRAP
15	23700404	1	ELBOW	**	95998076	1	O-RING
16	23434848	1	NO-LOSS DRAIN	**	96704481	4	SCREW
17	39155353	10	PLUG	**	96757703	1	ELBOW
18	39875570	2	CABLE	**	96759295	4	O-RING
19	96759550	1	ELBOW				
20	96759634	3	CONNECTOR				
21	96759733	1	TEE	**	NOT ILLUSTRATED		
22	96764493	1	NUT	A/R	AS REQUIRED		
23	39230461	1	GROMMET	WC	WATER-COOLED		

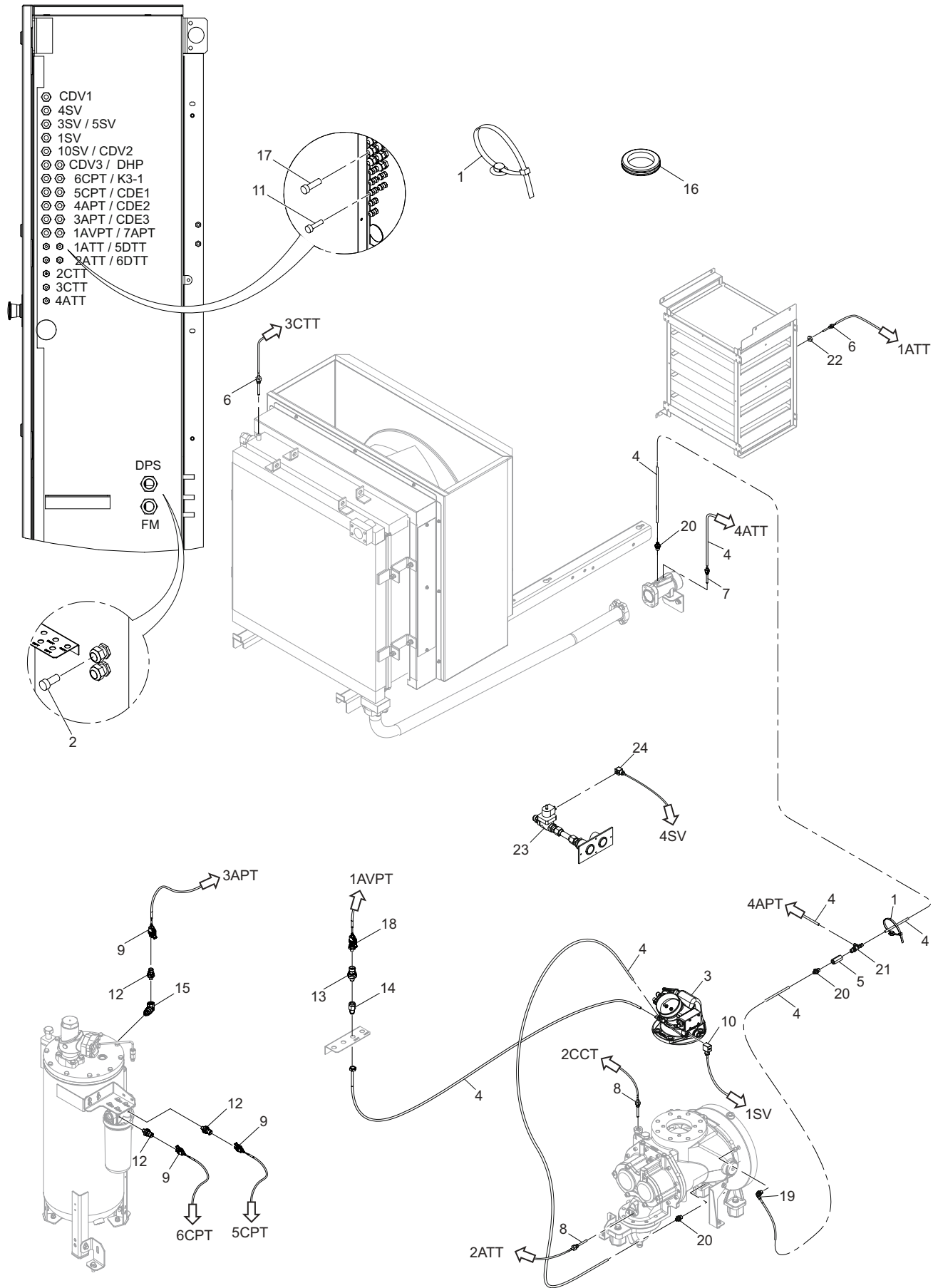
CABLE	DESCRIPTION
CDV1	CONDENSATE (MOISTURE SEPARATOR)
4SV	WATER STOP VALVE
3SV	BLOWDOWN VALVE (VSD) / MODULATION
1SV	LOAD / BLOWDOWN VALVE (AT INLET VALVE)
CDV2	CONDENSATE (COMPRESSED AIR FILTER - DRYER OPTION)
CDV3	CONDENSATE (DRYER)
DHP	DRYER HIGH PRESSURE SWITCH
6CPT	OIL FILTER OUT PRESSURE
K3-1	BLOWER DRIVE CONTROL RELAY CABLE
5CPT	OIL FILTER IN PRESSURE
CDE1	CONDENSATE ERROR (MOISTURE SEPARATOR)
4APT	PACKAGE DISCHARGE PRESSURE
CDE2	CONDENSATE ERROR (COMPRESSED AIR FILTER)

CABLE	DESCRIPTION
3APT	WET SUMP PRESSURE
CDE3	CONDENSATE ERROR (DRYER)
1AVPT	INLET VACUUM PRESSURE
7APT	PRESSURE DIFFERENTIAL SENSOR (DRYER ONLY)
1ATT	AMBIENT AIR INLET TEMPERATURE
5DTT	DRYER DEWPOINT
2ATT	AIREND DISCHARGE TEMPERATURE
6DTT	REFRIGERANT TEMPERATURE
2CTT	OIL INJECTION TEMPERATURE
3CTT	OIL OUT TEMPERATURE (AT COOLER)
4ATT	PACKAGE AIR DISCHARGE TEMPERATURE
DPS	DRYER POWER SUPPLY
FM	FAN MOTOR

**NOTE : PLUG ALL UNUSED WIRE GLANDS AS FOLLOWS:**

- **PLUG 39155353 FOR LARGE GLANDS,**
- **PLUG 23597297 FOR SMALL GLANDS,**
- **PLUG 22258958 FOR DPS CABLE GLAND.**

# CONTROLS VSD (NO MOISTURE SEPARATOR) ASSEMBLY DRAWING



**CONTROLS VSD (NO MOISTURE SEPARATOR) PARTS LIST**

Item	Part No.	Qty	Description	Item	Part No.	Qty	Description
1	22052609	28	TIE	23	39479803	1	VALVE, SHUT-OFF (WC ONLY)
2	22258958	1	PLUG	24	23532054	1	CABLE
3	23421274	1	VALVE	**	24068587	2	LABEL, CABLE 1AVPT
4	23452303	A/R	TUBE	**	24068595	2	LABEL, CABLE 3APT
5	23467814	1	STRAINER	**	24068603	2	LABEL, CABLE 4APT
6	23522238	2	SENSOR	**	24068611	2	LABEL, CABLE 5CPT
7	23522246	1	SENSOR	**	24068629	2	LABEL, CABLE 6CPT
8	23522253	2	SENSOR	**	24108516	2	LABEL, CABLE 2ATT
9	23529373	3	CABLE	**	24108524	2	LABEL, CABLE 3CTT
10	23531858	1	CABLE	**	24108532	2	LABEL, CABLE 4ATT
11	23597297	2	PLUG	**	24108540	2	LABEL, CABLE 2CTT
12	23700370	4	TRANSDUCER	**	24108557	2	LABEL, CABLE 1ATT
13	23700388	1	TRANSDUCER	**	85574374	1	HOSE
14	23700396	2	BULKHEAD	**	92281427	28	WRAP
15	23700404	1	ELBOW	**	95998076	1	O-RING
16	39230461	1	GROMMET	**	96704481	4	SCREW
17	39155353	11	PLUG	**	96757703	1	ELBOW
18	39875570	2	CABLE	**	96759295	4	O-RING
19	96759550	1	ELBOW	**	NOT ILLUSTRATED		
20	96759634	3	CONNECTOR	A/R	AS REQUIRED		
21	96759733	1	TEE	WC	WATER-COOLED		
22	96764493	1	NUT				

CABLE	DESCRIPTION
CDV1	CONDENSATE (MOISTURE SEPARATOR)
4SV	WATER STOP VALVE
3SV	BLOWDOWN VALVE (VSD) / MODULATION
1SV	LOAD / BLOWDOWN VALVE (AT INLET VALVE)
CDV2	CONDENSATE (COMPRESSED AIR FILTER - DRYER OPTION)
CDV3	CONDENSATE (DRYER)
DHP	DRYER HIGH PRESSURE SWITCH
6CPT	OIL FILTER OUT PRESSURE
K3-1	BLOWER DRIVE CONTROL RELAY CABLE
5CPT	OIL FILTER IN PRESSURE
CDE1	CONDENSATE ERROR (MOISTURE SEPARATOR)
4APT	PACKAGE DISCHARGE PRESSURE
CDE2	CONDENSATE ERROR (COMPRESSED AIR FILTER)

CABLE	DESCRIPTION
3APT	WET SUMP PRESSURE
CDE3	CONDENSATE ERROR (DRYER)
1AVPT	INLET VACUUM PRESSURE
7APT	PRESSURE DIFFERENTIAL SENSOR (DRYER ONLY)
1ATT	AMBIENT AIR INLET TEMPERATURE
5DTT	DRYER DEWPOINT
2ATT	AIREND DISCHARGE TEMPERATURE
6DTT	REFRIGERANT TEMPERATURE
2CTT	OIL INJECTION TEMPERATURE
3CTT	OIL OUT TEMPERATURE (AT COOLER)
4ATT	PACKAGE AIR DISCHARGE TEMPERATURE
DPS	DRYER POWER SUPPLY
FM	FAN MOTOR

**NOTE : PLUG ALL UNUSED WIRE GLANDS AS FOLLOWS:**

- **PLUG 39155353 FOR LARGE GLANDS,**
- **PLUG 23597297 FOR SMALL GLANDS,**
- **PLUG 22258958 FOR DPS CABLE GLAND.**

## RECOMMENDED PARTS LIST

FIXED SPEED		
CCN	DESCRIPTION	HOURS
23687353	KIT, FILTER	
23687379	KIT, MAINTENANCE	6 Months/4000 Hours
23687411	KIT, MAINTENANCE	1 Year/8000 Hours
23687387	KIT, MAINTENANCE, HIGH DUST	6 Months/4000 Hours
23687437	KIT, MAINTENANCE, HIGH DUST	1 Year/8000 Hours
23687395	KIT, AIR and PRE-FILTER MAINTENANCE, HIGH DUST	6 Months/4000 Hours
23687445	KIT, AIR and PRE-FILTER MAINTENANCE, HIGH DUST	1 Year/8000 Hours

VARIABLE SPEED		
CCN	DESCRIPTION	HOURS
23687361	KIT, FILTER	
23687403	KIT, MAINTENANCE	6 Months/4000 Hours
23687452	KIT, MAINTENANCE	1 Year/8000 Hours

FOOD GRADE		
CCN	DESCRIPTION	HOURS
23565245	KIT, START-UP	
23687338	KIT, FIXED SPEED	3 Months/2000 Hours
23687429	KIT, FIXED SPEED	1 Year/8000 Hours
23687346	KIT, VARIABLE SPEED	3 Months/2000 Hours
23687460	KIT, VARIABLE SPEED	1 Year/8000 Hours

FIXED SPEED - WITH DRYER		
CCN	DESCRIPTION	HOURS
23701444	KIT, MAINTENANCE	6 Months/4000 Hours
23701485	KIT, MAINTENANCE	1 Year/8000 Hours
23701451	KIT, AIR FILTER MAINTENANCE, HIGH-DUST	6 Months/4000 Hours
23701501	KIT, AIR FILTER MAINTENANCE, HIGH-DUST	1 Year/8000 Hours
23701469	KIT, AIR and PRE-FILTER MAINTENANCE, HIGH DUST	6 Months/4000 Hours
23701519	KIT, AIR and PRE-FILTER MAINTENANCE, HIGH DUST	1 Year/8000 Hours

VARIABLE SPEED - WITH DRYER		
CCN	DESCRIPTION	HOURS
23701477	KIT, MAINTENANCE	6 Months/4000 Hours
23701527	KIT, MAINTENANCE	1 Year/8000 Hours

FOOD GRADE - WITH DRYER		
CCN	DESCRIPTION	HOURS
23565245	KIT, START-UP	
23687338	KIT, FIXED SPEED	3 Months/2000 Hours
23701493	KIT, FIXED SPEED	1 Year/8000 Hours
23701535	KIT, VARIABLE SPEED	1 Year/8000 Hours

## RECOMMENDED PARTS LIST

### VARIABLE SPEED - WITH DRYER

CCN	DESCRIPTION	HOURS
23701477	KIT, MAINTENANCE	6 Months/4000 Hours
23701527	KIT, MAINTENANCE	1 Year/8000 Hours

### CONSUMABLES

CCN	DESCRIPTION
23708423	ELEMENT, SEPARATOR
23424922	REPLACEMENT FILTER ELEMENT (OIL)
23561319	PAD, PRE-FILTER
23592017	FILTER, PANEL AIR (HIGH-DUST)
54672530	REPLACEMENT AIR FILTER ELEMENT (STANDARD)
23429798	REPLACEMENT AIR FILTER ELEMENT (HIGH-DUST)
23564446	REPLACEMENT STARTER BOX FILTER ELEMENTS
38430906	ELEMENT, FOOD GRADE ION EXCHANGE

### FIELD OPTION and SERVICE KITS

CCN	DESCRIPTION
23687239	KIT, ENERGY RECOVERY SYSTEM
23729635	KIT, PORO FIELD
23687247	KIT, HIGH-DUST PACKAGE PRE-FILTER FIELD
23688195	KIT, HIGH-DUST PACKAGE PRE-FILTER FIELD, TAS DRYER
23687254	KIT, HIGH-DUST AIR INLET FILTER FIELD
23710876	KIT, MODULATION-FIELD INSTALLATION
23687270	KIT , FOOD GRADE LUBRICANT W/ EXTEND FILTER FIELD
23688732	KIT , OUTDOOR MODIFICATION
23769136	KIT , FIELD (AIR COOLED DRYER BYPASS)
23769375	KIT , FIELD (WATER COOLED DRYER BYPASS)
23710842	KIT, SERVICE HSTCV (180°F-198°F)
23710850	KIT, SERVICE HSTCV (180°F-198°F)
23392368	KIT, SERVICE MPCV
23570344	KIT, SERVICE INLET VALVE SERVICE INTERVAL ON/OFF
23570369	KIT, SERVICE INLET VALVE SERVICE INTERVAL MODULATION
23467244	KIT, SERVICE SOLENOID (BD, MOD)
23467228	KIT, SERVICE INLET VALVE, FLAPPER and COUNTER WGT
23531627	KIT, SERVICE (BD)
23531635	KIT, SERVICE (MOD)
23687288	KIT, SERVICE (AIR-COOLED HOSES)
23687296	KIT, SERVICE (WATER-COOLED HOSES)
23687304	KIT, SERVICE (AIR-COOLED HOSES, ERS)
23769110	KIT, SERVICE (SEA WATER-COOLED HOSES)
23769128	KIT, SERVICE (HARSH WATER-COOLED HOSES)
38448239	UNIT, SERVICE (ENL VARIO BSP)

---

**RECOMMENDED PARTS LIST**


---

**VARIABLE SPEED DRIVES and PARTS**

<b>CCN</b>	<b>DESCRIPTION</b>
23655087	KIT , DANFOSS FC51 DRIVE SERVICE TOOL, HIM MODULE
23615677	DRIVE, COMPLETE (55 kW, 460V)
23615685	DRIVE, COMPLETE (75 kW, 460V)
23529563	BOARD, I.D (55 kW)
23529571	BOARD, I.D (75 kW)
23529621	MODULE INPUT RECTIFIER
23615636	MODULE, INPUT RECTIFIER (575 V)
23529662	MODULE OUTPUT
23615669	MODULE, OUTPUT (575 V)
23581762	MODULE PROTECTION
23485535	BOARD, CONTROL
22235048	BOARD, DC BUS SENSING
23529746	BOARD EMC
22235030	BOARD, POWER INTERFACE
23620461	CABLE, MAIN CONTROL
23735517	CAPACITOR, STARTING- FOR COOLING FAN
22076087	FUSE
23735509	KIT, COOLING FAN
23581754	PROBE, RECTIFIER THERMAL PROBE
23754252	STATOR (55 kW, 460V)
23754245	STATOR (75 kW, 460V)
23630353	STATOR (55 kW, 575V)
23630338	STATOR (75 kW, 575V)
54671698	ROTOR (55-75 kW)
22100887	LOUVER, MOTOR
23812274	CONNECTOR, USB CABLE



A series of horizontal lines spanning the width of the page, providing a template for writing.



A series of horizontal lines forming a ruled page for writing. The lines are evenly spaced and extend across the width of the page.



A series of horizontal lines spanning the width of the page, providing a template for writing.

