

AIR COMPRESSORS

V100DA – V300DA

PARTS LIST

WARRANTY

Conditions of CompAir BroomWade warranty are stated in our standard conditions of sale. Details of warranty for a particular product may be obtained from the supplying Distributor

CAUTION

Use only CompAir BroomWade Genuine Parts when carrying out routine maintenance or repair.

The use of replacement parts or lubricating oils not supplied or approved by CompAir BroomWade can lead to expensive failures which will not be covered by warranty.

To ensure continued trouble-free operation of the unit it is important that periodic servicing is carried out in accordance with the information given in the 'Maintenance' section of the User Manual.

Consult your CompAir BroomWade Distributor for advice if any doubt exists.

CONTENTS

V100DA	3
V150DA	19
V200DA	35
V300DA	51

NOTES

1. Non-specific Quantities

Items such as sealing strip, nylon tube etc., are supplied to Distributors in standard length packs. Users should specify part number and length required when ordering from Distributors.

4. Associated Publications

User Manual: C20160-1079 Repair Manual: AC20160-1797

V100DA

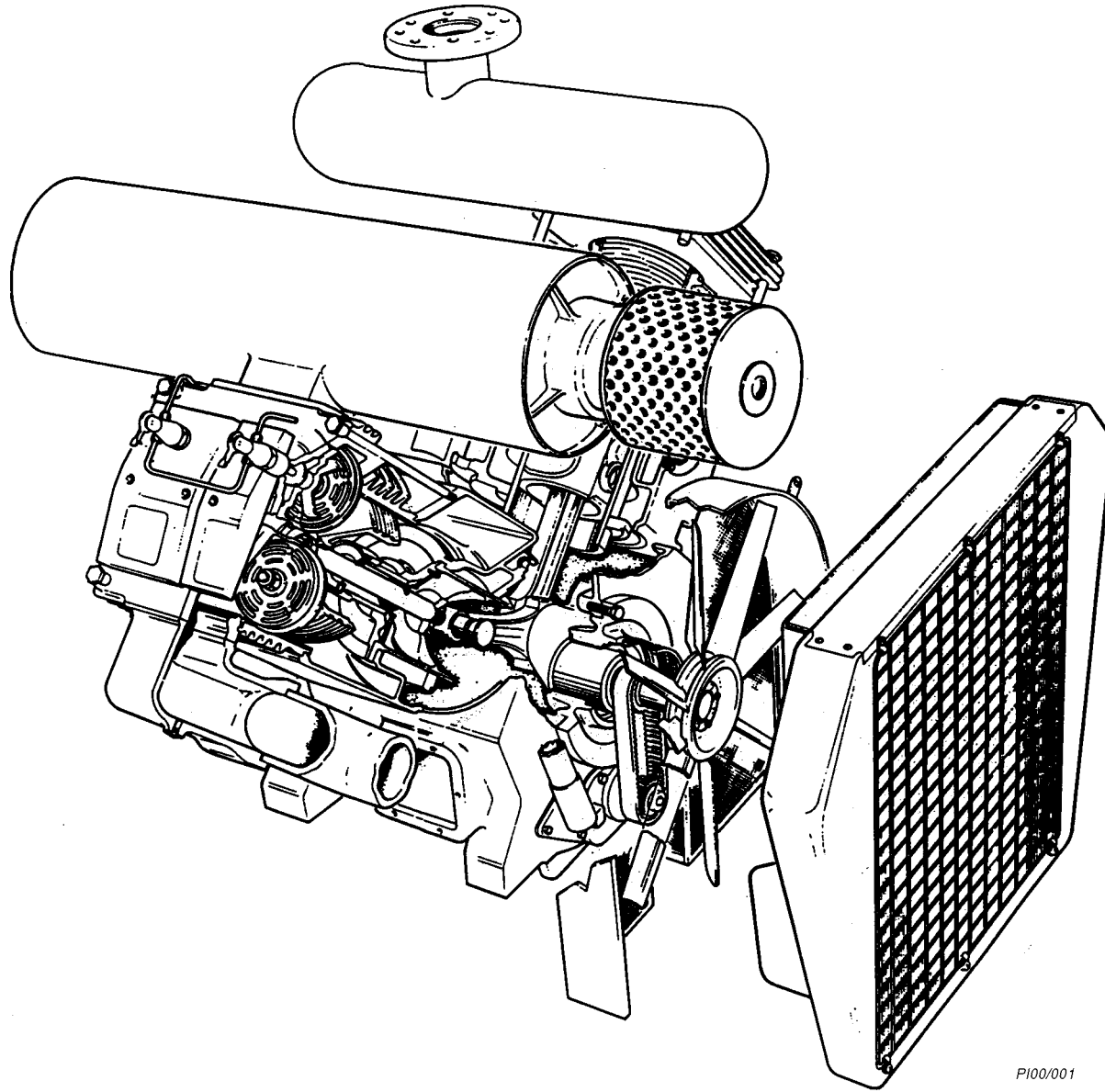
CONTENTS

Section	Page
General Arrangement	4
Crankcase & Cylinders	5
Lubrication System	7
Running Gear	9
Glands	10
Cylinder Heads	11
Valves	12
External Components	13
Flange Mounted Unit	15
Instrument Panel	17
Vee Belt Drive Unit	18
Parts Packs	18



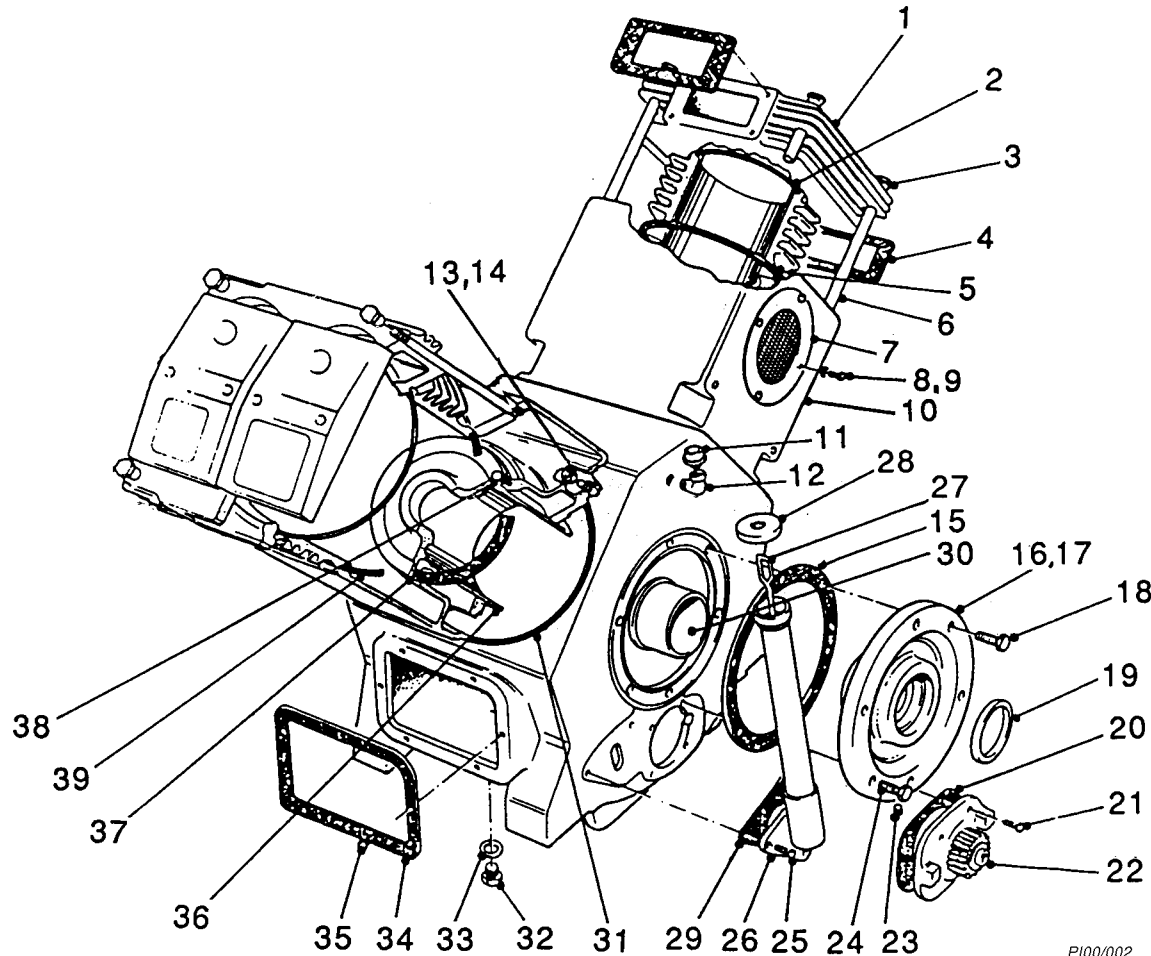
GENUINE PARTS

GENERAL ARRANGEMENT



P100/001

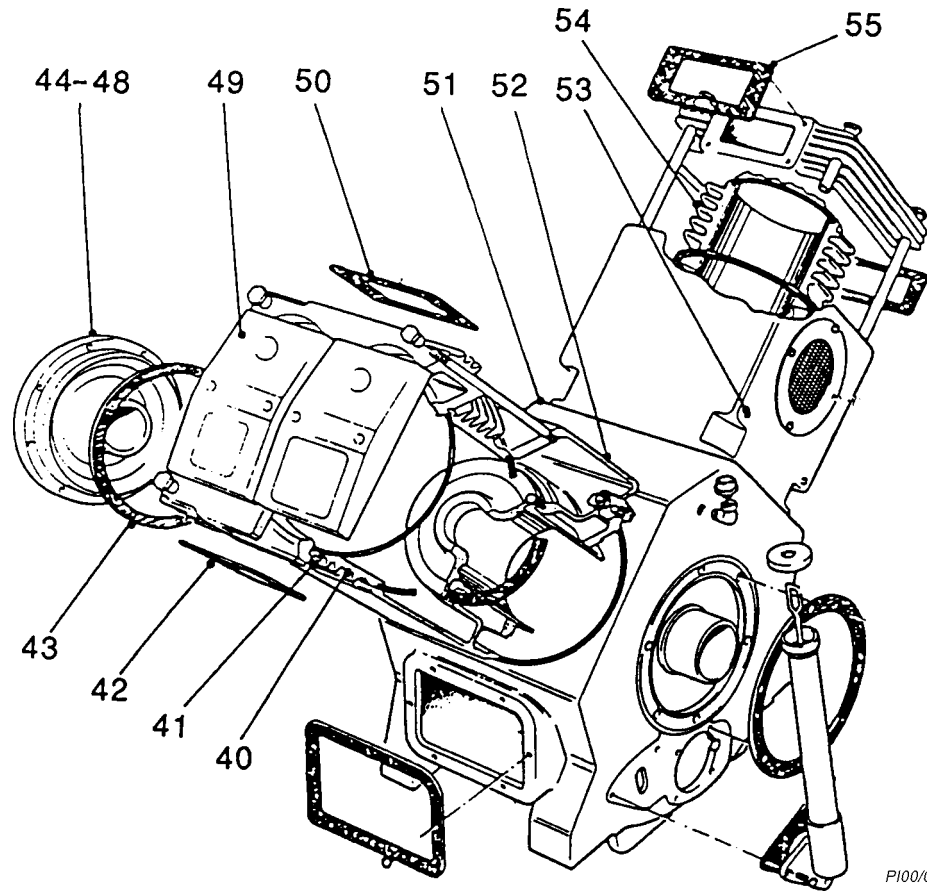
CRANKCASE & CYLINDERS 1



P100/002

Ref.	Part No.	Qty.	Description
1	—	1	Head, Cylinder – 2nd Stage
2	A10347-16	1	'O' Ring
3	C11359-145	8	Capnut
4	C11359-63	1	Joint
5	C11544-49	1	Joint
6	C11359-87	8	Stud
7	C11545-26	4	Separator
8	A4354-58	16	Screw, Pan Head
9	A6738-51	16	Washer, Shakeproof
10	C11544-21	1	Distance-piece
11	C4040	1	Breather
12	95405-55	1	Elbow
13	A4330-55	8	Stud
14	A4322-6	8	Nut
15	C11359-61	1	Joint
16	C11359-73	1	Housing, Bearing
17	C11359-27	1	Housing
18	A4334-97	2	Screw, Hexagon Head
19	A6450-93	1	Seal, Oil
20	C11359-53	1	Joint
21	A4334-5	4	Screw, Hexagon Head
22	C11359-74A	1	Pump, Oil
23	A6454-131	1	Plug, Hexagon Socket
24	A4334-95	12	Screw, Hexagon Head
25	A4334-5	3	Screw, Hexagon Head
26	C11359-306	1	Filler, Oil
27	C11359-305	1	Dipstick, Oil
28	C11359-308	1	Cap, Filler
29	C11359-159	1	Joint
30	C11359-10	1	Bush, Main Bearing
31	C11544-44	2	Joint
32	A10300-15	1	Plug, Drain – Magnetic
33	PT5056-27	1	Washer
34	C3839-83	2	Joint
35	A4334-5	12	Screw, Hexagon Head
36	C11544-23	2	Sleeve, Guide
37	C11544-30	4	Joint
38	A4334-7	8	Screw, Hexagon Head
39	C11544-50	1	Joint

CRANKCASE & CYLINDERS 2

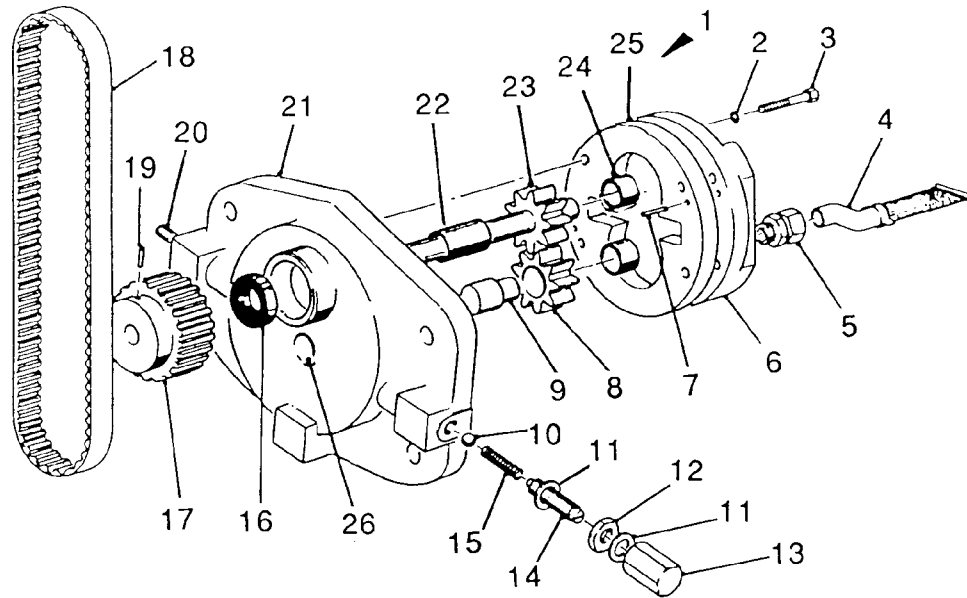


Ref.	Part No.	Qty	Description
40	C11544-29	1	Cylinder – 1st Stage
41	A10347-8	1	'O' Ring
42	C11359-62	1	Joint
43	C11359-60	1	Joint
44	C11359-72	1	Housing, Bearing (Ref. Nos. 45-48)
45	C11359-28	1	Housing
46	A6454-131	1	Plug, Hexagon Socket
47	A6450-93	1	Seal, Oil
48	C11359-10	1	Bush, Main Bearing
49	—	1	Head, Cylinder – 1st Stage
50	C11359-62	1	Joint
51	C11544-118	1	Crankcase
52	C11544-22	1	Distance-piece
53	C10589-1	4	Plug, Hexagon
54	C11544-28	1	Cylinder – 2nd Stage
55	C11359-63	1	Joint

Non-Illustrated Parts

C11359-437	As Req'd	Shim, Bearing Housing Drive End
C11544-104	1	Door, Crankcase (Right)

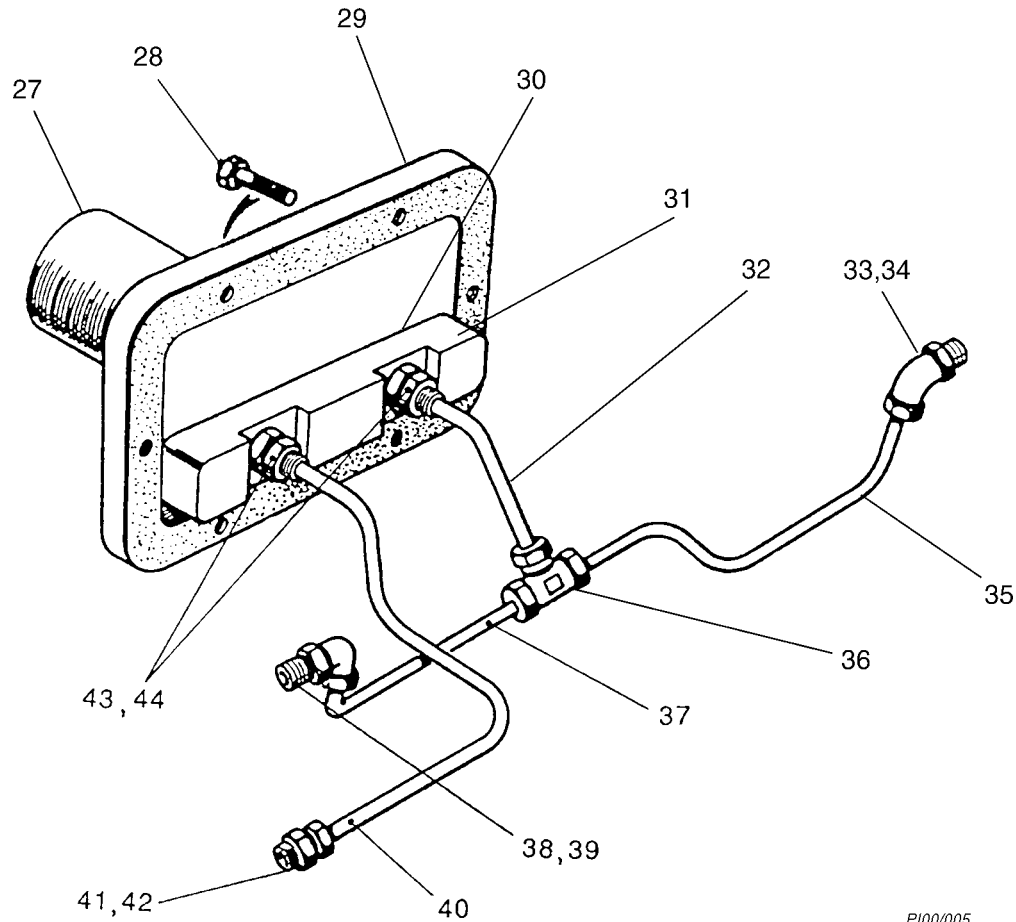
LUBRICATION SYSTEM 1



PI00/004

Ref.	Part No.	Qty.	Description
1	C11359-74A	1	Pump, Oil
2	A6738-52	4	Washer, Shakeproof
3	A4336-11	4	Bolt
4	C11359-68	1	Filter, Suction
5	A10356-51	1	Coupling, Stud
6	—	1	Cover (with Ref. No. 1)
7	C4241-9	2	Dowel
8	C11359-50	1	Gear, Idler
9	C11359-140	1	Spindle
10	98069-2	1	Ball
11	A10252-114	2	'O' Ring
12	C11359-356	1	Locknut
13	C11359-245	1	Capnut
14	C11359-442	1	Screw, Adjusting
15	C11359-443	1	Spring
16	A6450-9	1	Seal, Oil
17	C11359-431	1	Pulley
18	A10300-1	1	Belt, Toothed
19	A4391-1	1	Grubscrew, Hexagon Socket
20	A6454-132	1	Plug, Hexagon Socket
21	—	1	Housing, Bearing (with Ref. No. 1)
22	A1479-37	1	Bush
23	C11359-430	1	Gear, Driving
24	A1479-34	2	Bush
25	—	1	Body (with Ref. No. 1)
26	A1458-3	1	Plug, Core

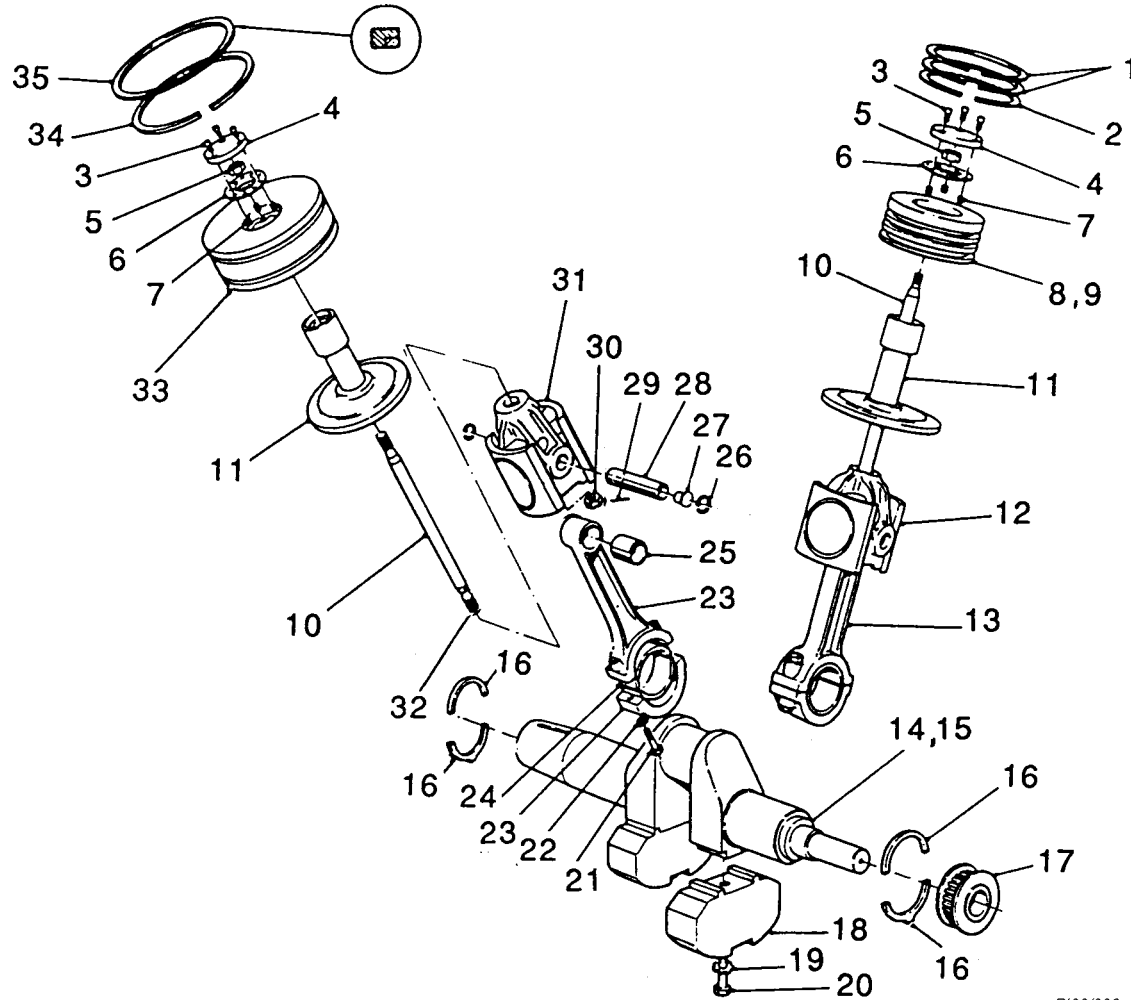
LUBRICATION SYSTEM 2



PI00/005

Ref.	Part No.	Qty	Description
27	98262-35	1	Filter, Oil
28	A4334-8	2	Screw, Hexagon Head
29	C11359-400	1	Plate, Mounting
30	C11359-402	1	Joint
31	C11359-401	1	Plate, Retaining
32	C11353-396	1	Pipe
33	A10356-338	1	Elbow
34	95636-3	1	Washer, Copper
35	C11353-397	1	Pipe
36	A10356-480	1	Tee
37	C11353-398	1	Pipe
38	95405-52	1	Elbow
39	A10356-40	1	Coupling, Stud
40	C11353-328	1	Pipe
41	A10356-41	1	Coupling, Stud
42	95636-3	1	Washer, Copper
43	A10356-41	2	Coupling, Stud
44	95636-3	2	Washer, Copper
Non-illustrated Parts			
	A10356-28	1	Coupling, Stud (Mounting Plate)
	A10356-31	1	Coupling, Stud (Mounting Plate)
	A1442-1	2	Washer, Fibre (Mounting Plate)
	A3770-3	1	Key

RUNNING GEAR

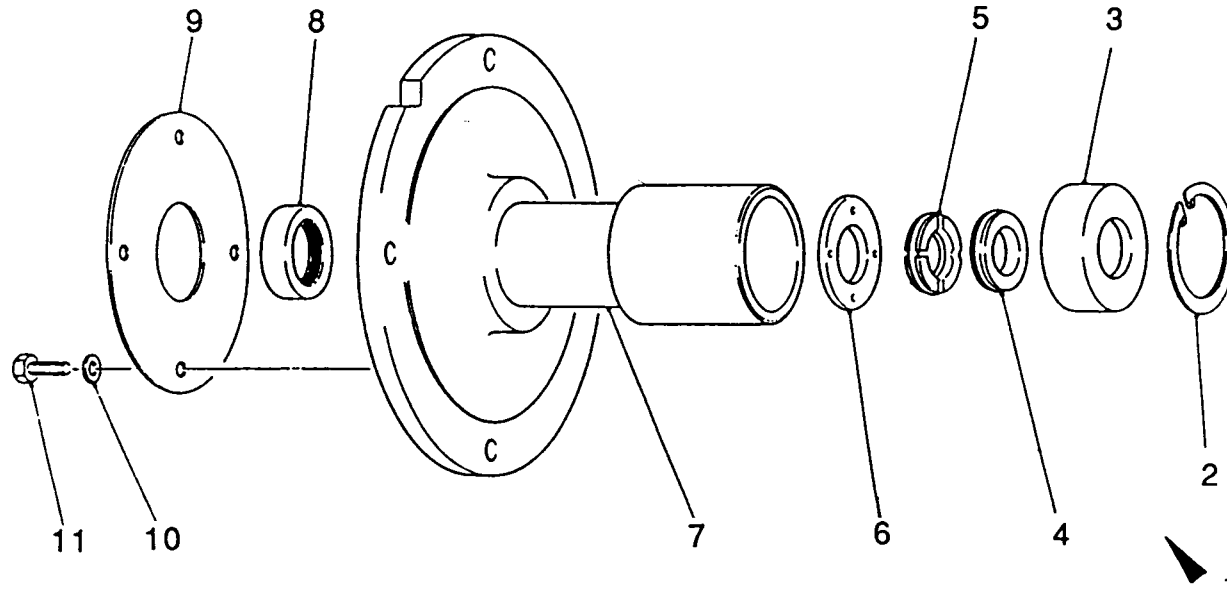


PI00/006

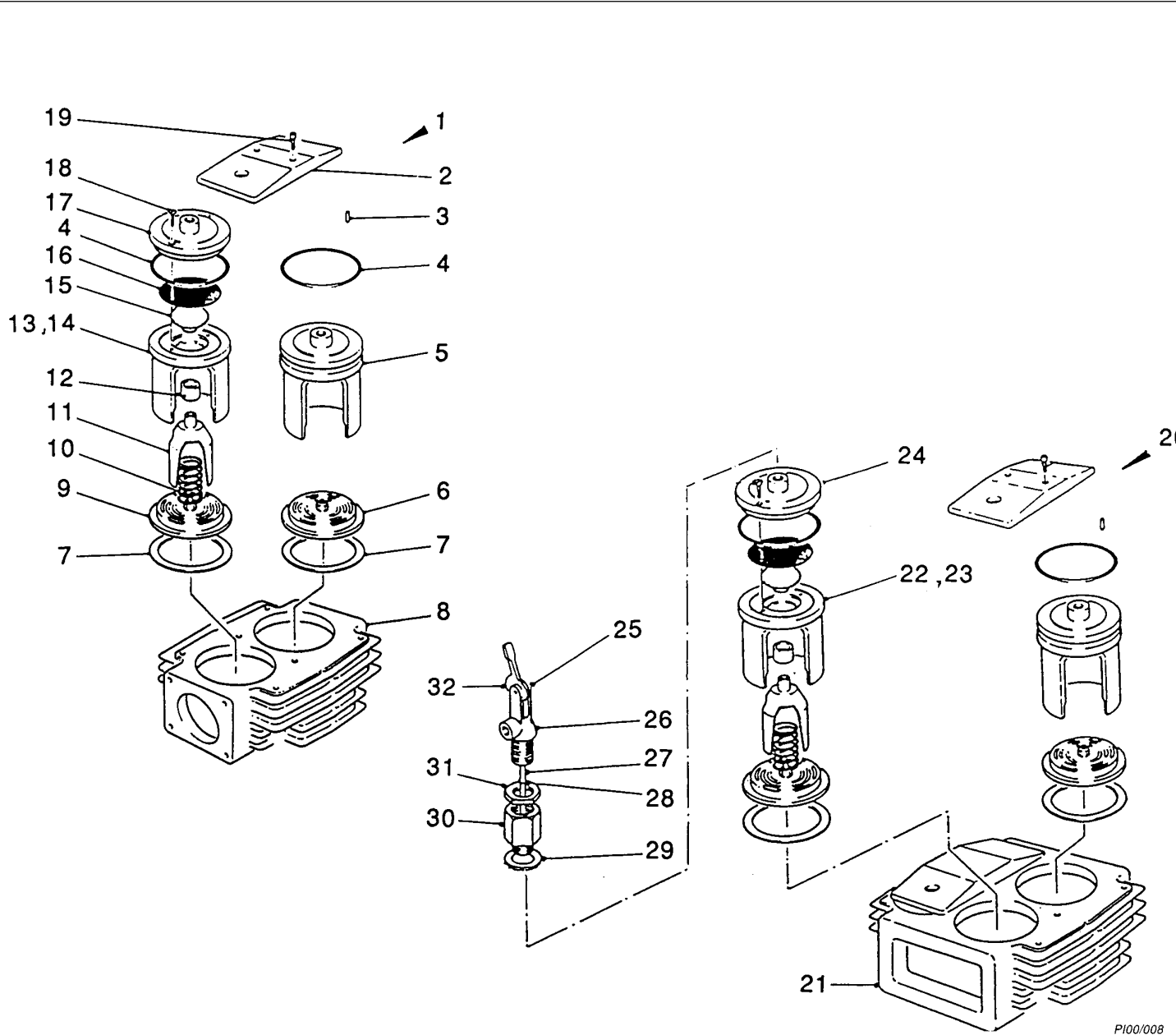
Ref.	Part No.	Qty.	Description
1	C11544-11	2	Ring, Pressure – 2nd Stage
2	C11544-12	1	Ring, Guide – 2nd Stage
3	A4342-13	6	Capscrew
4	C11544-114	2	Plate, Top
5	C11544-8	2	Nut, Piston
6	C11544-14	2	Plate, Locking
7	A4358-90	6	Insert, Thread
8	C11544-10	1	Piston – 2nd Stage (Ref. Nos. 7 & 9)
9	—	1	Piston
10	C11544-116	2	Rod, Piston
11	C11544-98	2	Gland
12	C11544-117	2	Rod, Piston/Crosshead (Ref. Nos. 10, 29-32)
13	C11359-139B	2	Rod, Connecting (Ref. Nos. 21-25)
14	C11544-3	1	Crankshaft (Ref. Nos. 15, 18-20)
15	C11360-41	1	Crankshaft – with Balance Weights
16	C11158-5843	2	Washer, Thrust – Half
17	C11359-57	1	Pulley, Crankshaft
18	—	2	Weight, Balance
19	C11359-25	2	Washer, Tab
20	A4338-23	2	Bolt
21	A4316-59	4	Bolt
22	A6738-60	4	Washer, Shakeproof
23	—	2	Rod, Connecting and Cap
24	C11359-361	4	Bearing, Big End – Half
25	C11359-12	2	Bush, Small End
26	A3797-20	4	Circlip
27	C11544-6	4	Plug
28	C11544-31	2	Pin
29	A3762-11	2	Pin, Split
30	C11544-8	2	Nut, Piston
31	—	2	Crosshead
32	C10059-96	2	Pin, Locking
33	C11544-103	1	Piston – 1st Stage (Includes Ref. No. 7)
34	C11544-19	1	Ring, Guide – 1st Stage
35	C11544-18	1	Ring, Pressure – 1st Stage (Twin Rings)
Non-illustrated Part			
	C11545-42	1	Spacer (Between Ref. Nos. 6 & 34)

GLANDS

Ref.	Part No.	Qty	Description
1	C11544-98	2	Gland
2	A3800-179	1	Circlip
3	C11544-64	1	Cage
4	C11544-65	1	Ring, Oil Wiper
5	C11544-66	1	Ring, Oil Scraper
6	C11544-97	1	Plate, Gland
7	C11158-5405	1	Housing
8	A6450-100	1	Seal
9	C11544-62	1	Plate, Baffle
10	A6738-52	4	Washer, Shakeproof
11	A4333-46	4	Screw, Hexagon Head



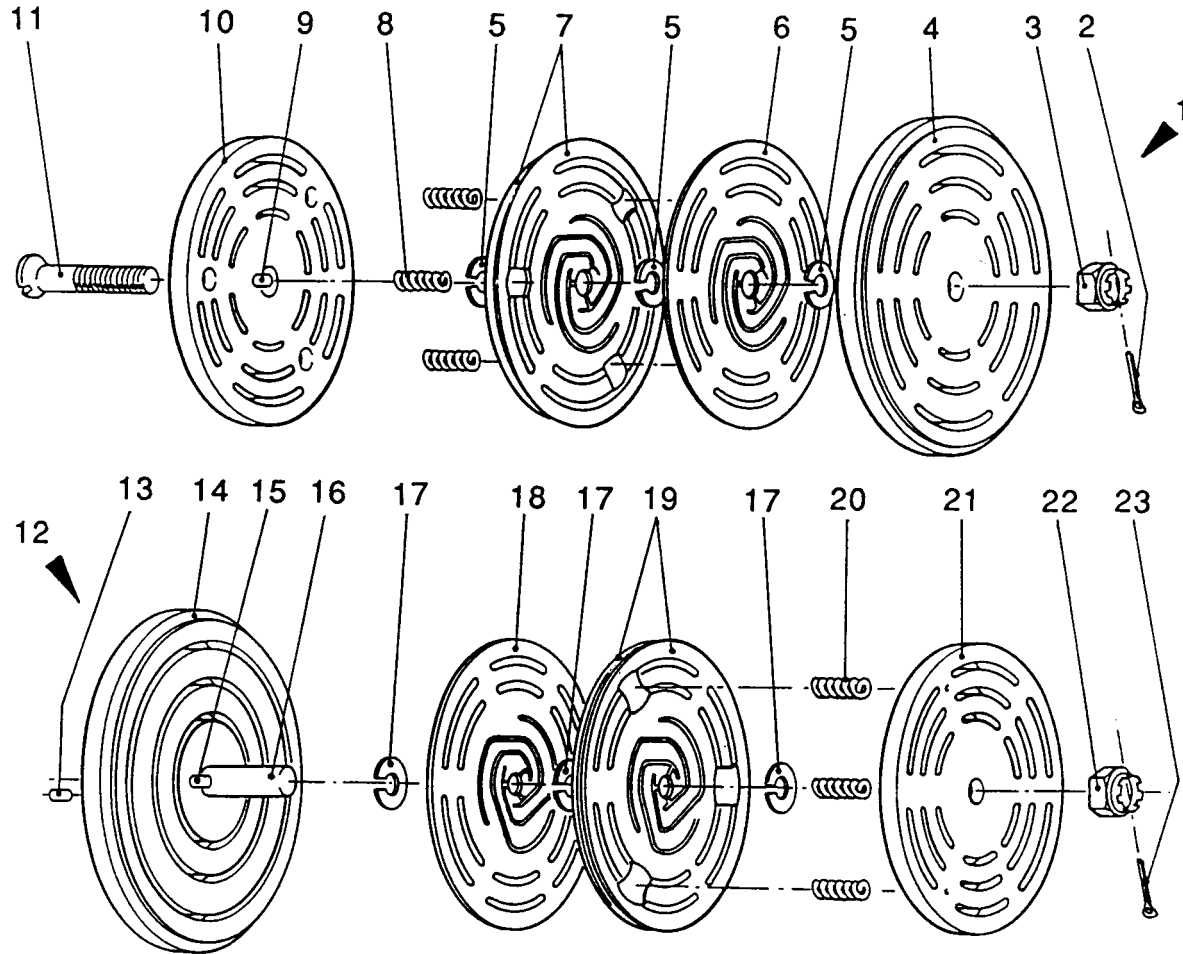
CYLINDER HEADS



Ref.	Part No.	Qty.	Description
1	—	1	Head, Cylinder – 2nd Stage
2	C11359-143	3	Plate, Retaining
3	A1475-100	6	Pin, Locating
4	A10347-9	6	'O' Ring
5	C11360-110	3	Retainer, Delivery Valve
6	C11389-31	3	Valve, Delivery
7	C11389-14	6	Ring, Joint
8	C11359-132	1	Head, Cylinder – 2nd Stage
9	C11389-32	3	Valve, Suction
10	C11544-53	3	Spring
11	C11544-54	3	Fork, Unloader
12	A10218-1	3	Bush, Bearing
13	C11544-74	1	Retainer, Suction Valve – 2nd Stage
14	C11360-111	1	Retainer, Valve
15	C11544-76	3	Follower, Diaphragm
16	C11359-310	3	Diaphragm
17	C11544-75	1	Cover, Valve Retainer
18	A6780-14	6	Screw, Countersunk
19	A4341-178	6	Capscrew
20	—	1	Head, Cylinder – 1st Stage
21	C11360-44	1	Head, Cylinder – 1st Stage
22	C11544-71	2	Retainer, Suction Valve – 1st Stage
23	C11360-111	2	Retainer, Valve
24	C11544-73	2	Cover, Valve Retainer
25	C10737-21	2	Pin, Spring Tension
26	C10728-29	2	Body (Includes Ref. Nos. 25 & 32)
27	C11359-341	2	Stem, Unloader
28	A10347-6	2	'O' Ring
29	A1442-3	2	Washer, Fibre
30	C11359-207	2	Adaptor, Unloader
31	A3768-3	2	Backnut, Brass
32	C3615-23	2	Cam

PI00/008

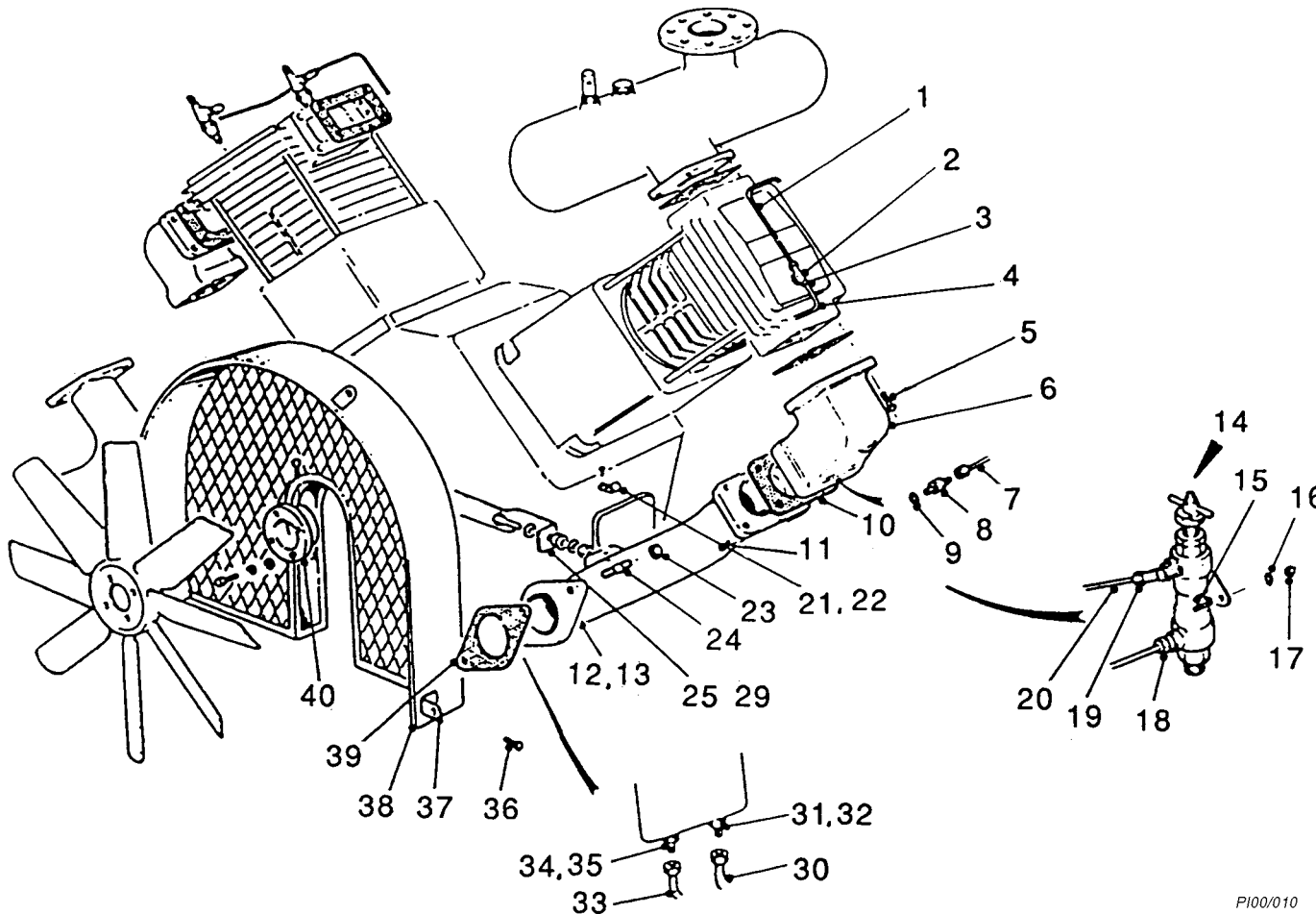
VALVES



Ref.	Part No.	Qty	Description
1	C11389-32	3	Valve, Suction
2	A3762-45	1	Pin, Split
3	C11304-210	1	Nut, Castle
4	C11389-152	1	Seat, Valve (Includes Ref. No. 9)
5	C11389-167	3	Washer, Lift
6	C11304-290	1	Plate, Valve
7	C11304-162	2	Plate, Cushion
8	C11304-154	3	Spring, Coil
9	95515-214	1	Pin, Locating
10	C11389-156	1	Guard, Valve
11	C11389-180	1	Bolt
12	C11389-31	3	Valve, Delivery
13	C11304-178	1	Pin, Locking
14	C11389-151	1	Seat, Valve (Includes Ref. No. 15)
15	95515-214	1	Pin, Locating
16	C11389-159	1	Stud
17	C11389-167	3	Washer, Lift
18	C11304-290	1	Plate, Valve
19	C11304-162	2	Plate, Cushion
20	C11304-158	3	Spring, Coil
21	C11389-155	1	Guard, Valve
22	C11304-210	1	Nut, Castle
23	A3762-45	1	Pin, Split

PI00/009

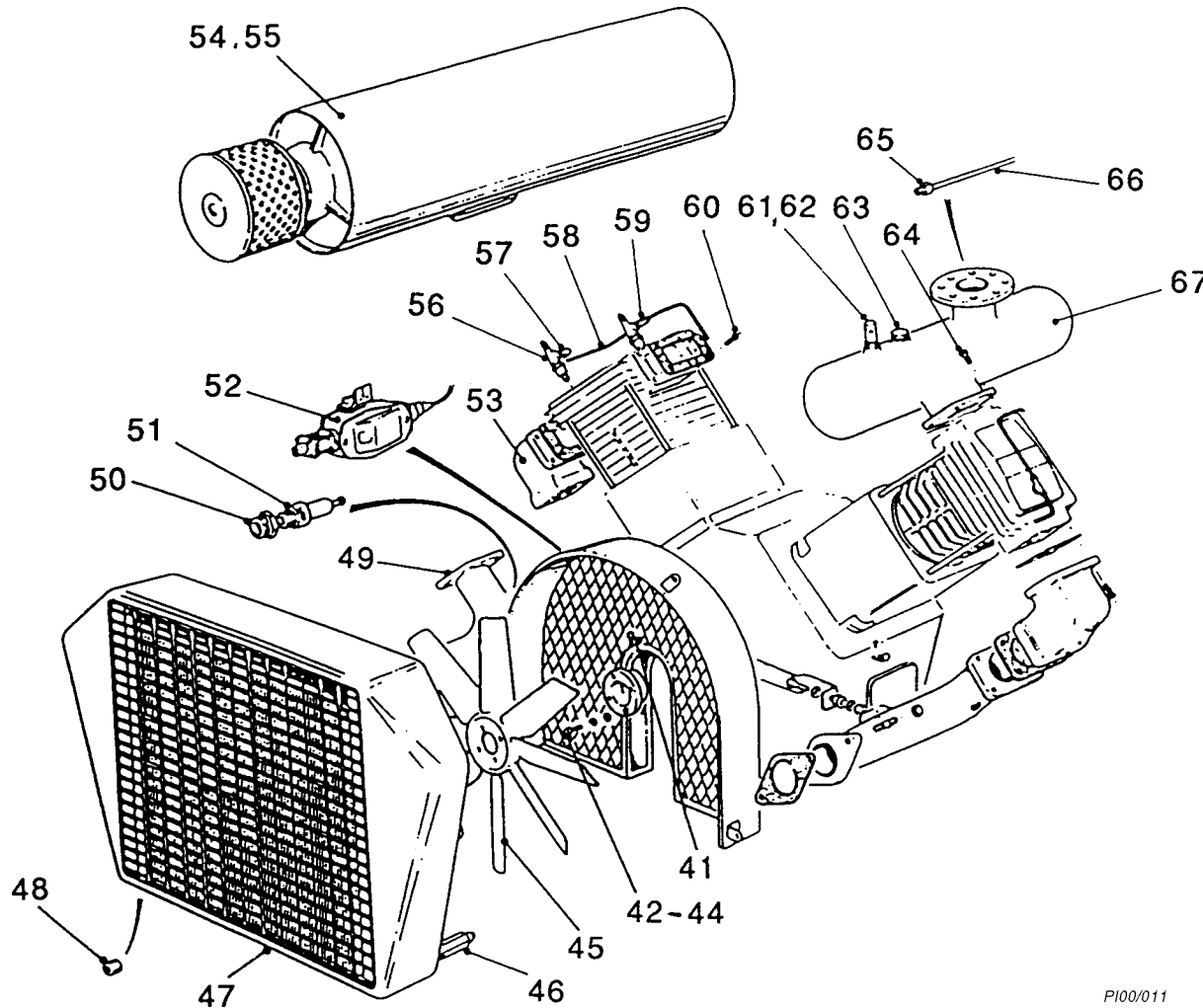
EXTERNAL COMPONENTS 1



P100/010

Ref.	Part No.	Qty.	Description
1	C11353-228	1	Pipe
2	A10356-578	2	Tee
3	A10356-714	2	Adaptor
4	C11353-311	1	Pipe
5	A4334-49	8	Screw, Hexagon Head
6	C11544-33	1	Elbow, Suction – 2nd Stage
7	C24001-2	1	Pipe
8	C11400-200	1	Coupling, Stud
9	A1442-1	1	Washer, Fibre
10	C11544-43	2	Joint
11	A4334-48	8	Screw, Hexagon Head
12	C11544-93	1	Bend – 2nd Stage Suction
13	95405-981	1	Plug, Socket Head
14	C3938-B-SU4	1	Governor, Air
15	A4329-91	2	Stud
16	A3754-5	2	Washer, Spring
17	A4322-4	2	Nut
18	A10356-32	1	Coupling, Stud
19	A10356-330	1	Elbow
20	C11353-310	1	Pipe
21	A10214-1	2	Clip
22	A4354-55	2	Screw, Pan Head
23	A4322-6	4	Nut
24	A4330-55	4	Stud
25	C11544-57	1	Bar, Tie
26	A4334-97	2	Screw, Hexagon Head
27	A3753-7	4	Washer
28	A3753-4	4	Washer
29	A4344-5	2	Nut, Self-locking
30	C11353-333	1	Pipe
31	A1442-1	1	Washer, Fibre
32	A10356-31	1	Coupling, Stud
33	C24001-4	1	Pipe
34	A1442-1	1	Washer, Fibre
35	A10356-28	1	Coupling, Stud
36	A4333-45	6	Screw, Hexagon Head
37	C11361-45	2	Bracket
38	C11359-66	1	Guard, Fan
39	C11359-64	2	Joint, Intercooler
40	C11359-184	1	Sleeve, Fan Mounting

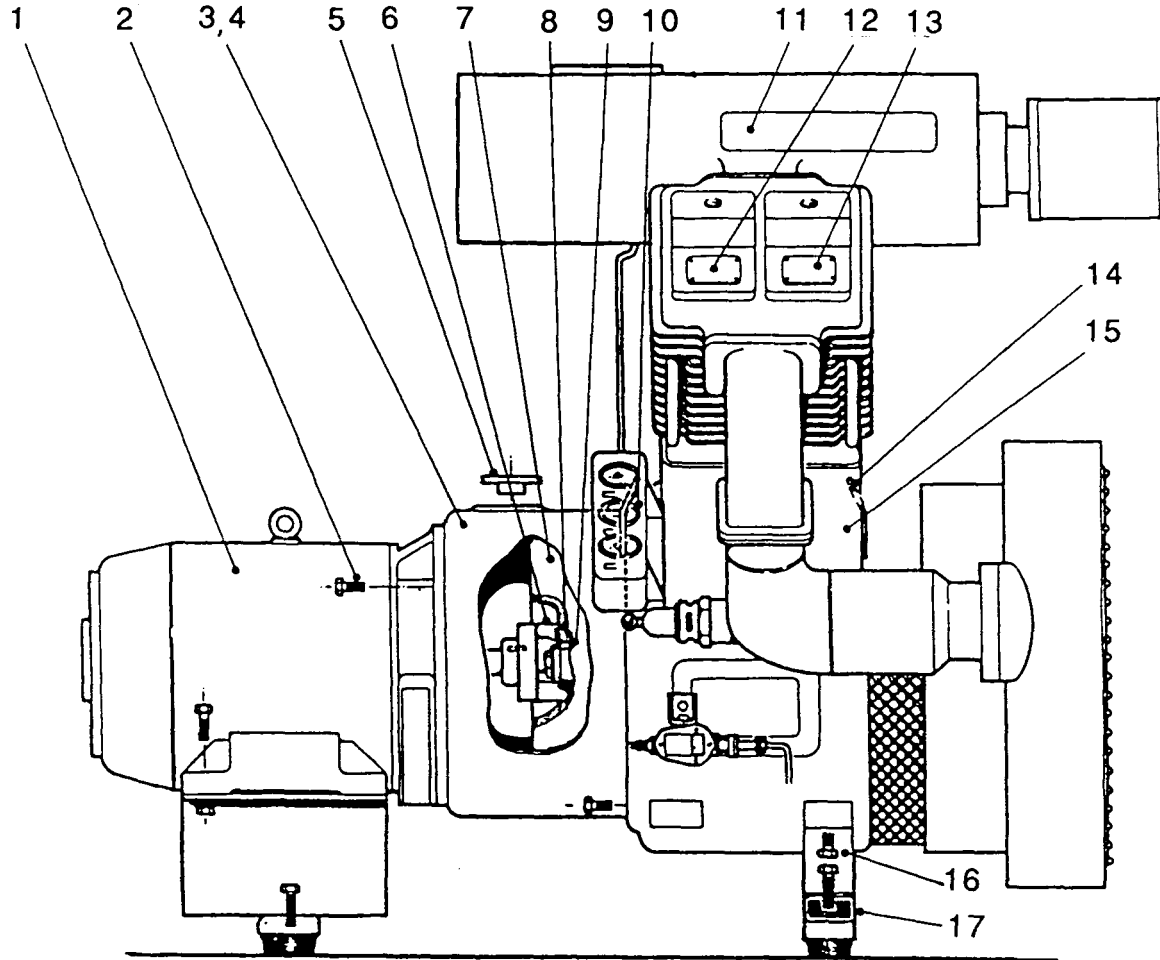
EXTERNAL COMPONENTS 2



Ref.	Part No.	Qty	Description
41	A4391-2	1	Grubscrew, Hexagon Socket
42	A3754-2	3	Washer, Spring
43	A3753-34	3	Washer
44	A4333-5	3	Screw, Hexagon Head
45	98084-2	1	Fan, Intercooler
46	C11359-333	1	Valve, Auto Drain
47	C11159-50	1	Intercooler (with Cowl)
48	A6454-132	1	Plug, Hexagon Socket
49	C11544-92	1	Bend – 1st Stage Delivery
50	95405-864	1	Bush, Hexagon
51	A1461-35	1	Valve, Pressure Relief
52	98612-15	1	Switch, Minimum Oil Pressure
53	C11544-121	1	Elbow, Delivery – 1st Stage
54	C11359-364	1	Filter/Silencer
55	A10300-36	1	Element, Filter
56	—	2	Unloader, Hand
57	A10356-329	1	Elbow
58	C11353-402	1	Pipe
59	A10329-279	1	Tee
60	A4334-46	4	Screw, Hexagon Head
61	A1451-4	1	Plug, Fusible
62	A1442-5	1	Washer, Fibre
63	95405-978	1	Plug
64	A4334-47	4	Screw, Hexagon Head
65	C11359-375	1	Coupling
66	C24001-2	1	Pipe
67	C11359-420	1	Manifold, Delivery
Non-illustrated Parts			
	A3764-4	1	Plug, Brass Hexagon (Delivery Manifold)
	A10308-10	6	Washer, Conical (For Ref. No. 36)
	98150-1	10	Tie, Cable

PI00/011

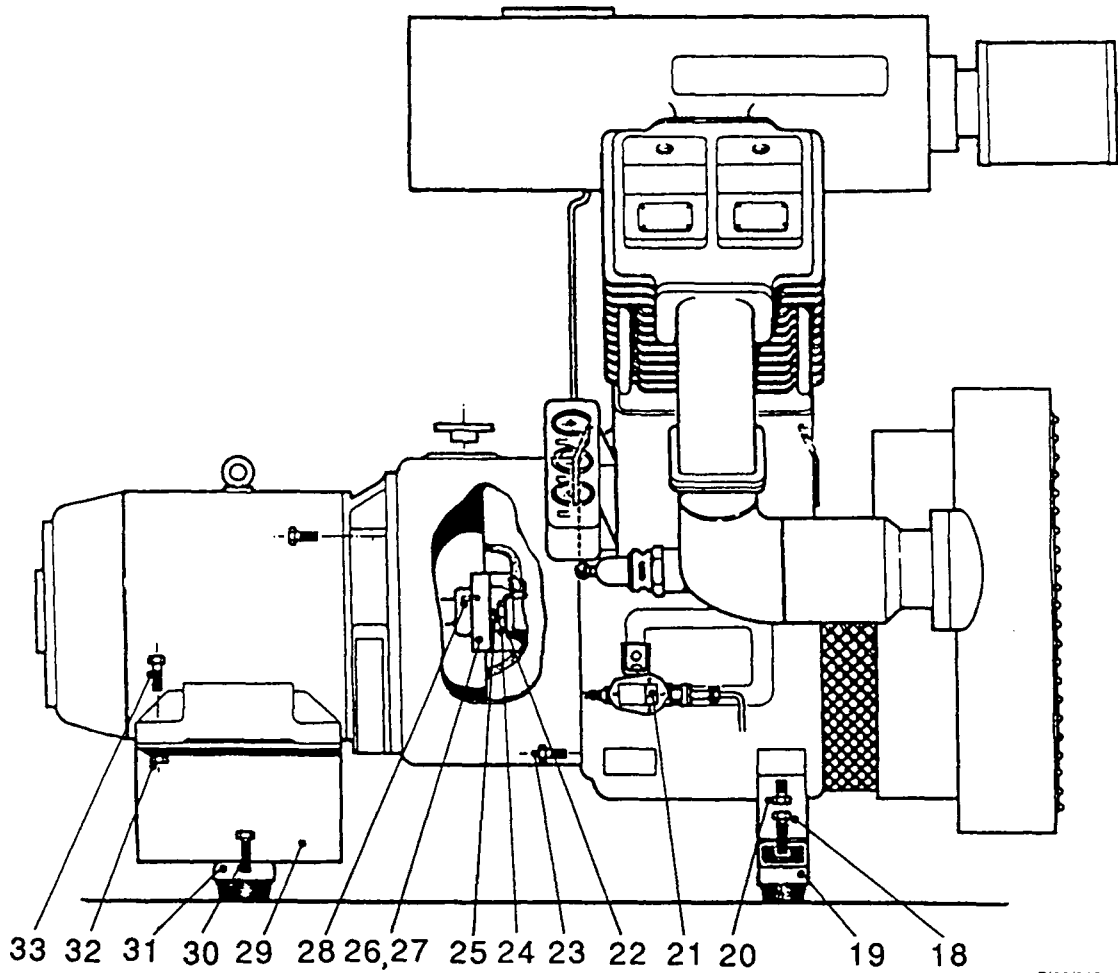
FLANGE MOUNTED UNIT 1



PI00/012

Ref.	Part No.	Qty.	Description
1	C20043-341	1	Motor & Key – 25 hp, 415V
1	C20043-361	1	Motor & Key – 30 hp, 415V
1	C20043-343	1	Motor & Key – 25 hp, 380V
1	C20043-363	1	Motor & Key – 30 hp, 380V
2	A4335-51	4	Screw, Hexagon Head
3	C11545-25	1	Bellhousing (Ref. Nos. 4, 9, 11 & 29)
4	C11359-88	1	Bellhousing
5	C11359-91A	1	Plate, Cover
6	C11359-128	1	Ring, Coupling
7	C11359-126	1	Flywheel
8	A4388-1	6	Capscrew
9	C11359-279	1	Key
10	C11359-221	1	Plate, Lifting
11	C20089-448	1	Nameplate
12	A1401-16	1	Plate, Data
13	NP1	1	Plate, Serial Number
14	C11359-220	1	Plate, Lifting – Pump End
15	C11544-A	1	Compressor
16	C11359-173A	1	Mounting, Crankcase
17	A10300-13	2	Plug, End

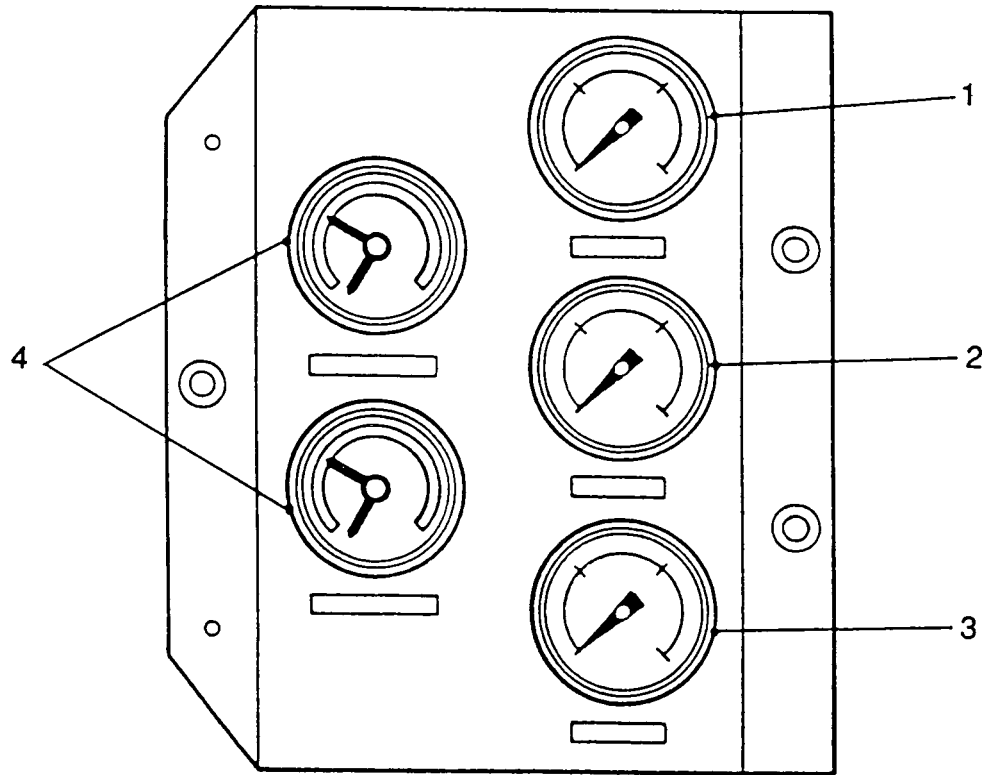
FLANGE MOUNTED UNIT 2



PI00/013

Ref.	Part No.	Qty	Description
18	95006-175	2	Bolt
19	98418-13	2	Mounting, Anti-vibration
20	A4335-47	2	Screw, Hexagon Head
21	98612-15	1	Switch, Minimum Oil Pressure
22	C11359-44	1	Plate, Retaining
23	A4334-95	10	Screw, Hexagon Head
24	C11359-45	1	Washer, Tab
25	A4335-95	1	Screw, Hexagon Head
26	C11359-379	1	Half-coupling, Motor – 25 hp
26	C11359-380	1	Half-coupling, Motor – 30 hp
27	C11158-5342	1	Rubbers, Coupling – Set
28	—	1	Key (Quote Make & Serial No. of Motor)
29	C11360-36	1	Bracket, Mounting – 25 hp Motor
29	C11360-37	1	Bracket, Mounting – 30 hp Motor
30	95000-282	1	Screw, Hexagon Head
31	98418-13	1	Mounting, Anti-vibration (25 hp Motor)
31	98418-14	1	Mounting, Anti-vibration (30 hp Motor)
32	A4322-6	4	Nut
33	A4337-53	4	Bolt
Non-Illustrated Parts			
	C11359-346	1	Plate, Instruction
	NP10	1	Label, Warning – Dry Cylinder

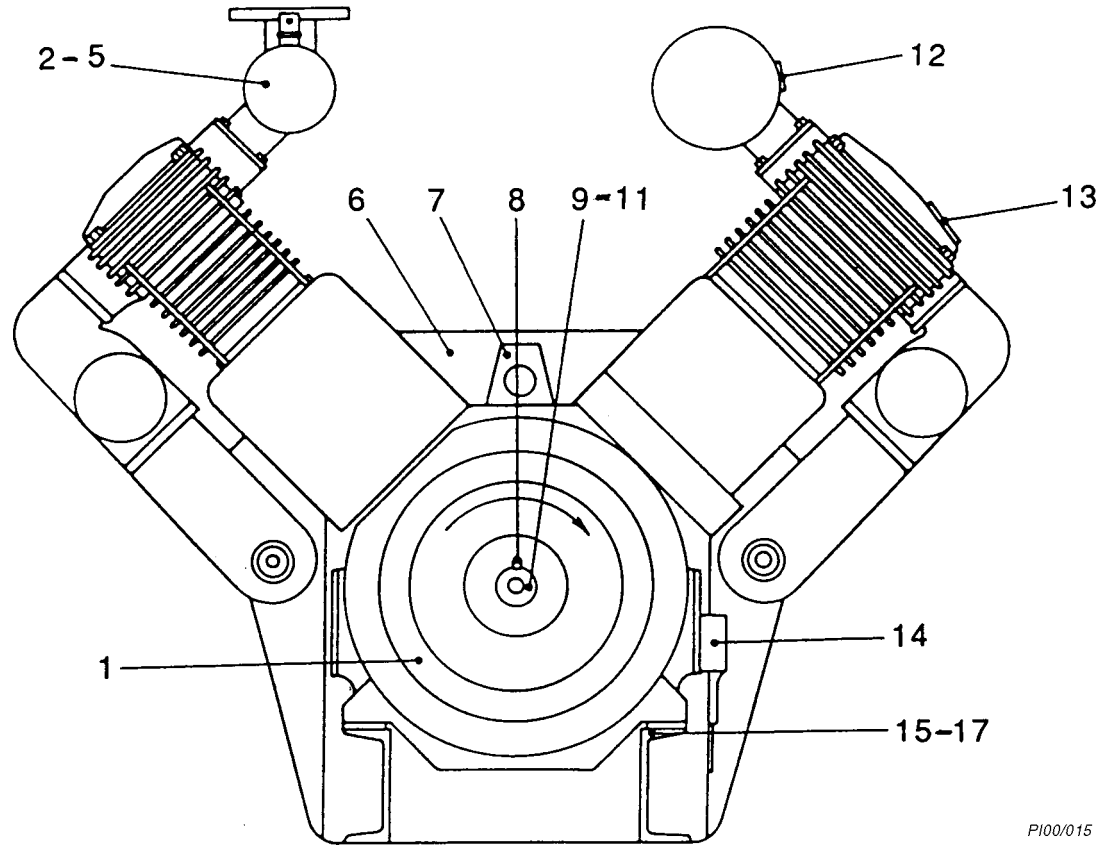
INSTRUMENT PANEL



PI00/014

Ref.	Part No.	Qty.	Description
1	98288-3	1	Gauge, Air Pressure
2	98288-4	1	Gauge, Oil Pressure
3	98288-101	1	Gauge, Air Pressure
4	98612-13	2	Thermometer, Switching
—	C11359-410	1	Panel, Instrument
—	C11359-408	1	Panel, Instrument
—	A10243-8	3	Grommet
—	C11359-433	3	Coupling, Stud (Pressure Gauge)
—	A1433-2	3	Washer, Leather (Pressure Gauge)

VEE BELT DRIVE UNIT



PI00/015

Ref.	Part No.	Qty	Description
1	C11359-451	1	Flywheel
2	C11544-124	1	Flange, Air Discharge
3	A10321-7	1	Joint, Flange
4	A4322-8	4	Nut
5	A4338-13	4	Bolt
6	C11544-A-SU8	1	Compressor
7	C11359-221	1	Plate, Lifting
8	C11359-279	1	Key
9	C11359-44	1	Plate, Retaining
10	C11359-45	1	Washer, Tab
11	A4335-95	1	Screw, Hexagon Head
12	C20089-44	1	Nameplate
13	C20089-271	1	Plate, Information
14	98612-15	1	Switch, Minimum Oil Pressure
15	C11544-136	1	Sub-frame
16	A4335-49	4	Screw, Hexagon Head
17	A3808-26	4	Washer, Taper
Non-Illustrated Parts			
	C11359-346	1	Plate, Instruction
	C11359-220	1	Plate, Lifting – Pump End
	C3978	1	Plate, Rotation Direction
	A1441-8	2	Screw, Drive
Parts Packs			
Non-Illustrated Parts			
	—		Parts Packs
	C11545-41		Joints – Set
	C11360-59		'O' Rings – Set

V150DA

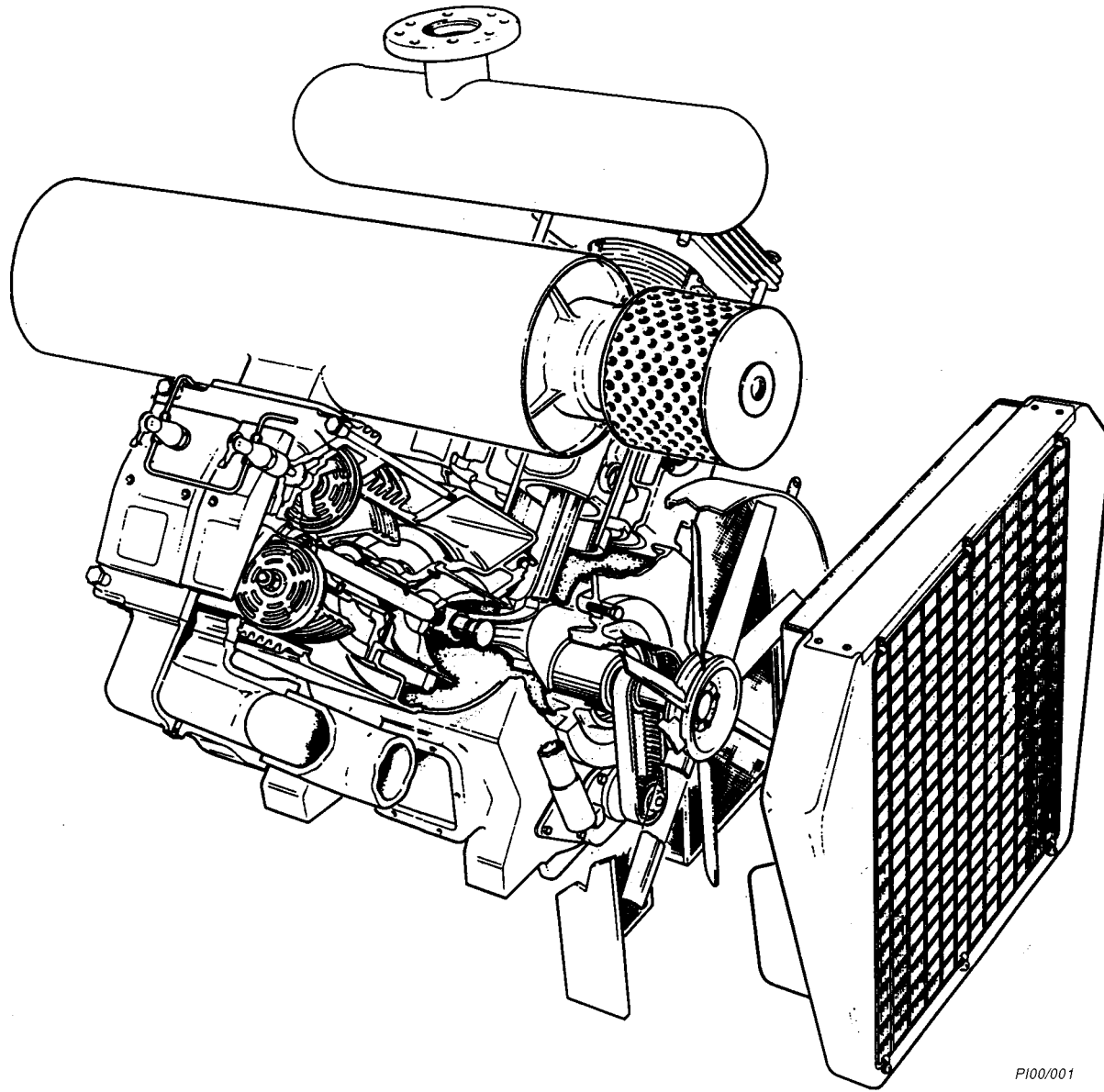
CONTENTS

Section	Page
General Arrangement	20
Crankcase & Cylinders	21
Lubrication System	23
Running Gear	25
Glands	26
Cylinder Heads	27
Valves	28
External Components	29
Flange Mounted Unit	31
Instrument Panel	33
Vee Belt Drive Unit	34
Parts Packs	34



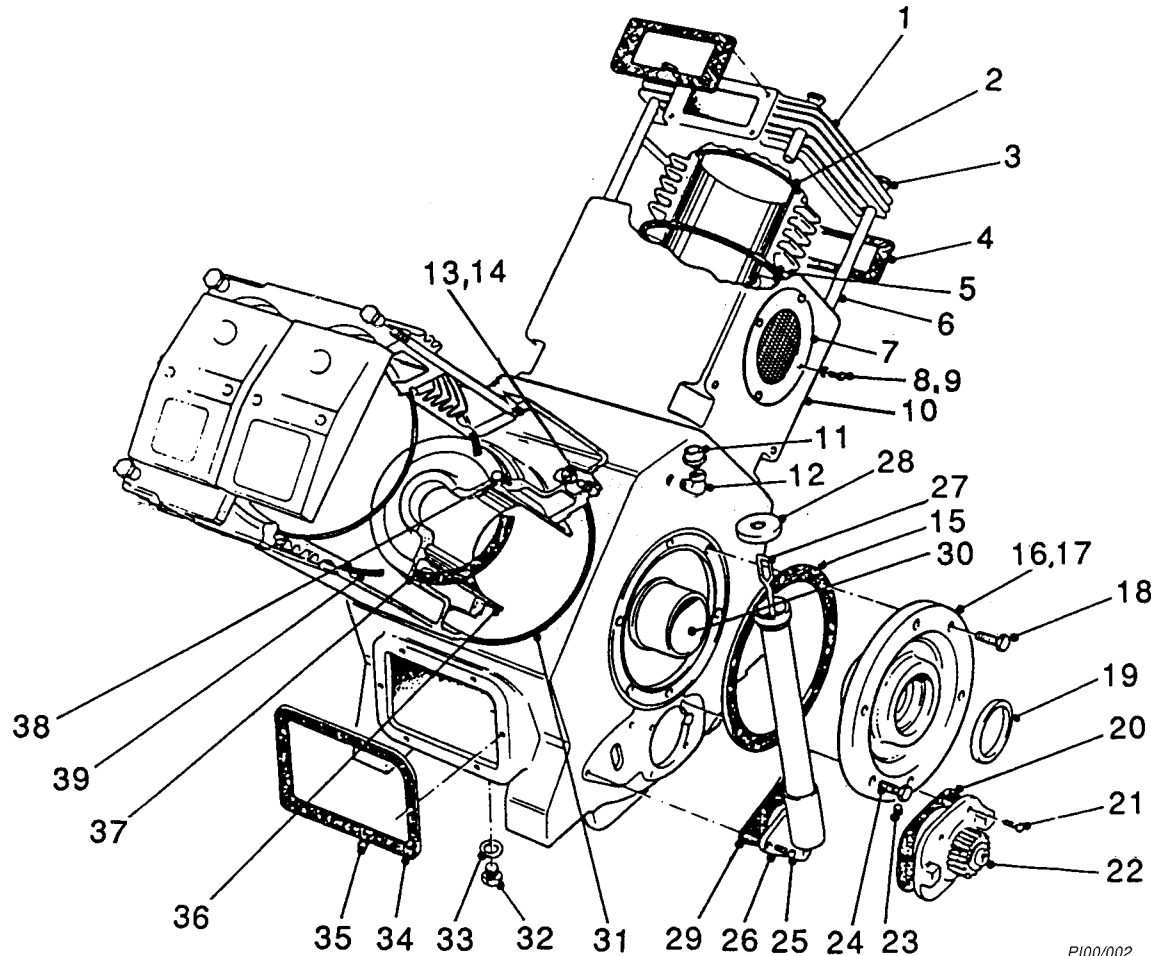
GENUINE PARTS

GENERAL ARRANGEMENT



PI00/001

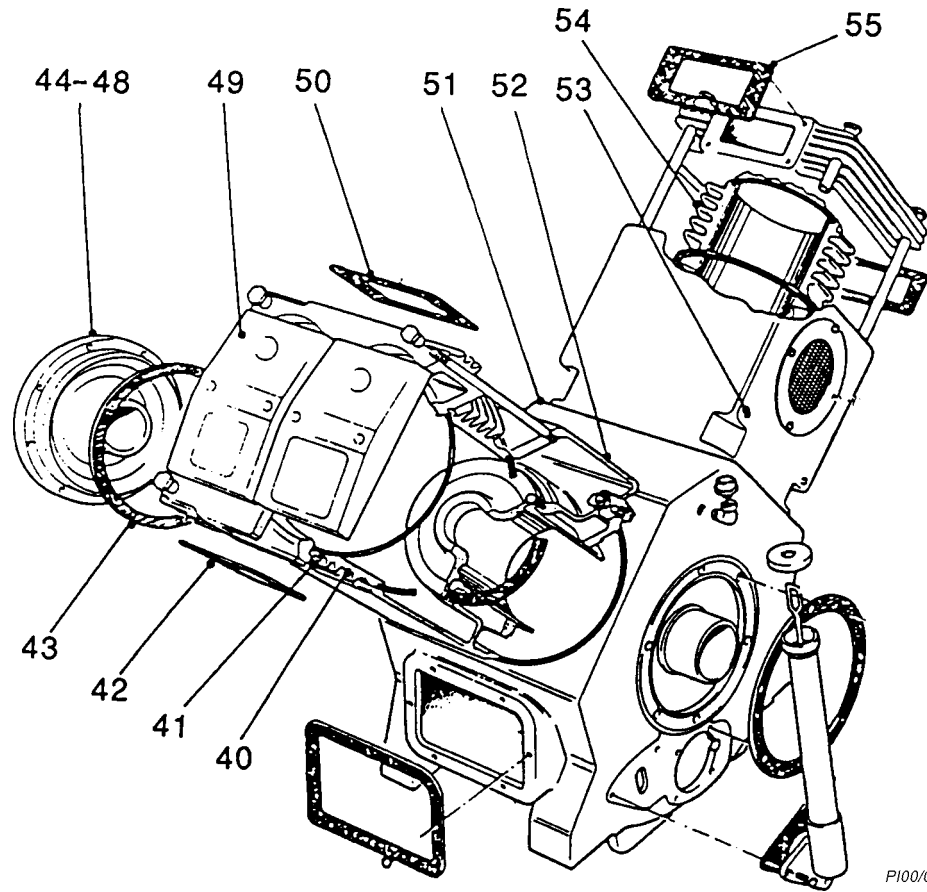
CRANKCASE & CYLINDERS 1



P100/002

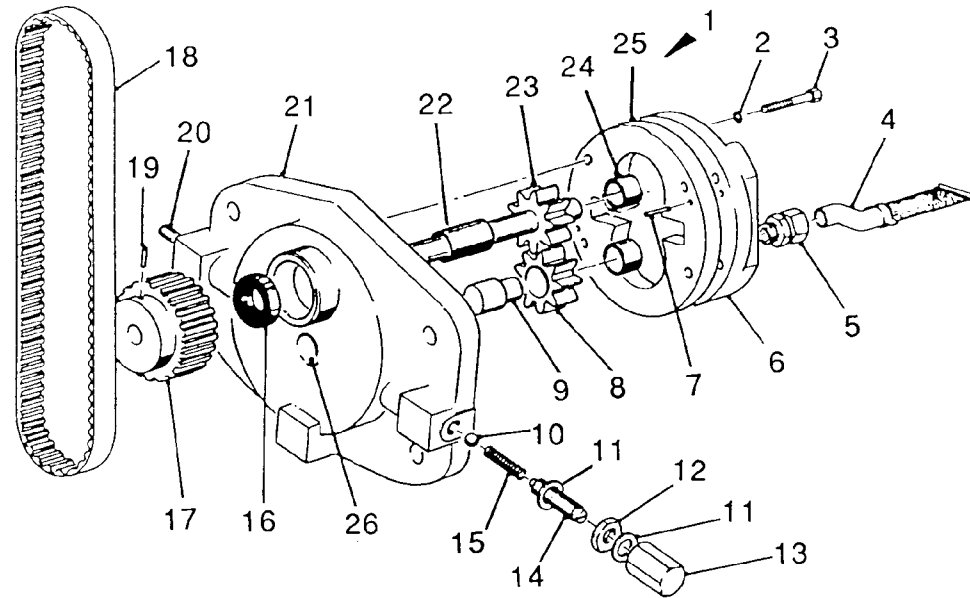
Ref.	Part No.	Qty.	Description
1	—	1	Head, Cylinder – 2nd Stage
2	A10347-17	1	'O' Ring
3	C11359-145	8	Capnut
4	C11359-63	1	Joint
5	C11544-49	1	Joint
6	C11359-87	8	Stud
7	C11545-26	4	Separator
8	A4354-58	16	Screw, Pan Head
9	A6738-51	16	Washer, Shakeproof
10	C11544-21	1	Distance-piece
11	C4040	1	Breather
12	95405-55	1	Elbow
13	A4330-55	8	Stud
14	A4322-6	8	Nut
15	C11359-61	1	Joint
16	C11359-73	1	Housing, Bearing (Ref. Nos. 17, 19, 23 & 30)
17	C11359-27	1	Housing
18	A4334-97	2	Screw, Hexagon Head
19	A6450-93	1	Seal, Oil
20	C11359-53	1	Joint
21	A4334-5	4	Screw, Hexagon Head
22	C11359-74A	1	Pump, Oil
23	A6454-131	1	Plug, Hexagon Socket
24	A4334-95	12	Screw, Hexagon Head
25	A4334-5	3	Screw, Hexagon Head
26	C11359-306	1	Filler, Oil
27	C11359-305	1	Dipstick, Oil
28	C11359-308	1	Cap, Filler
29	C11359-159	1	Joint
30	C11359-10	1	Bush, Main Bearing
31	C11544-44	2	Joint
32	A10300-15	1	Plug, Drain – Magnetic
33	PT5056-27	1	Washer
34	C3839-83	2	Joint
35	A4334-5	12	Screw, Hexagon Head
36	C11544-23	2	Sleeve, Guide
37	C11544-30	4	Joint
38	A4334-7	8	Screw, Hexagon Head
39	C11544-50	1	Joint

CRANKCASE & CYLINDERS 2



Ref.	Part No.	Qty	Description
40	C11545-15	1	Cylinder – 1st Stage
41	A10347-19	1	'O' Ring
42	C11359-62	1	Joint
43	C11359-60	1	Joint
44	C11359-72	1	Housing, Bearing (Ref. Nos. 45-48)
45	C11359-28	1	Housing
46	A6454-131	1	Plug, Hexagon Socket
47	A6450-93	1	Seal, Oil
48	C11359-10	1	Bush, Main Bearing
49	—	1	Head, Cylinder – 1st Stage
50	C11359-62	1	Joint
51	C11544-118	1	Crankcase
52	C11544-22	1	Distance-piece
53	C10589-1	4	Plug, Hexagon
54	C11545-14	1	Cylinder – 2nd Stage
55	C11359-63	1	Joint
Non-illustrated Parts			
	C11359-437	As Req'd	Shim, Bearing Housing Drive End
	C11544-104	1	Door, Crankcase (Right)

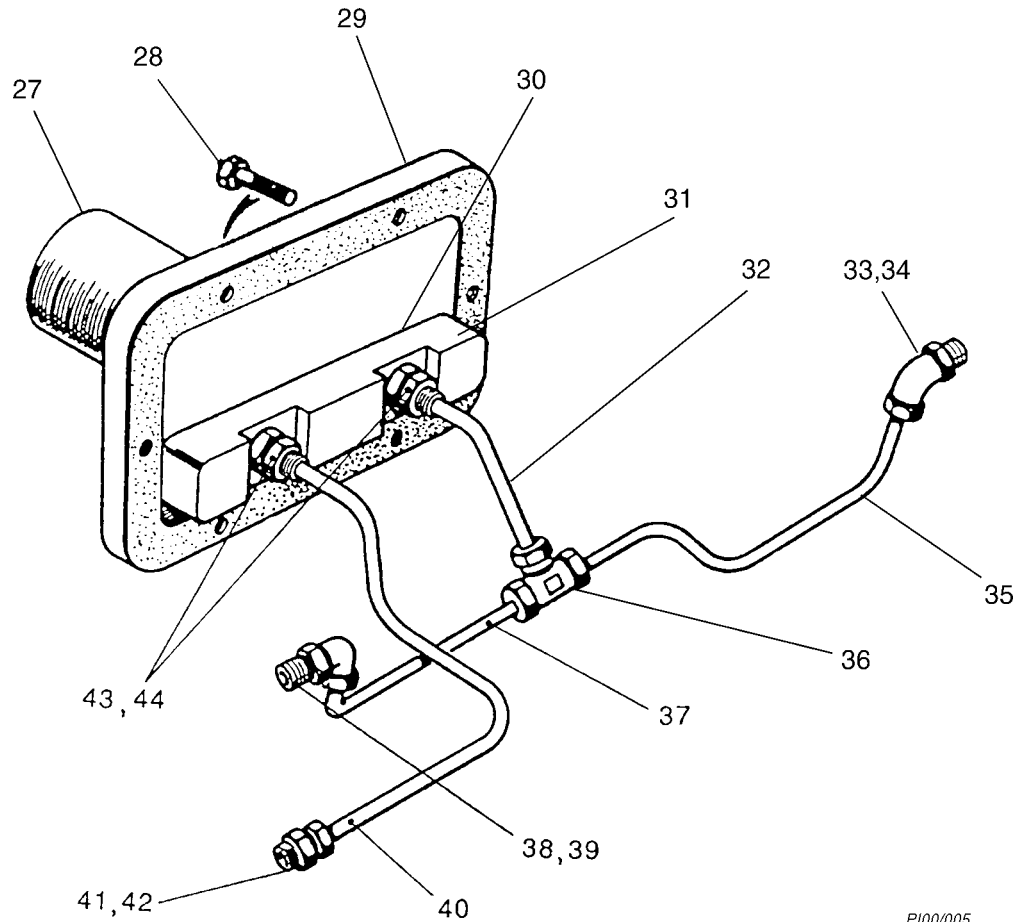
LUBRICATION SYSTEM 1



PI00/004

Ref.	Part No.	Qty.	Description
1	C11359-74A	1	Pump, Oil
2	A6738-52	4	Washer, Shakeproof
3	A4336-11	4	Bolt
4	C11359-68	1	Filter, Suction
5	A10356-51	1	Coupling, Stud
6	—	1	Cover (with Ref. 1)
7	C4241-9	2	Dowel
8	C11359-50	1	Gear, Idler
9	C11359-140	1	Spindle
10	98069-2	1	Ball
11	A10252-114	1	'O' Ring
12	C11359-356	1	Locknut
13	C11359-245	1	Capnut
14	C11359-442	1	Screw
15	C11359-443	1	Spring
16	A6450-9	1	Seal, Oil
17	C11359-431	1	Pulley
18	A10300-1	1	Belt, Toothed
19	A4391-1	1	Grubscrew, Hexagon Socket
20	A6454-132	1	Plug, Hexagon Socket
21	—	1	Housing, Bearing (with Ref. 1)
22	A1479-37	1	Bush
23	C11359-430	1	Gear, Driving
24	A1479-34	2	Bush
25	—	1	Body (with Ref. 1)
26	A1458-3	1	Plug, Core

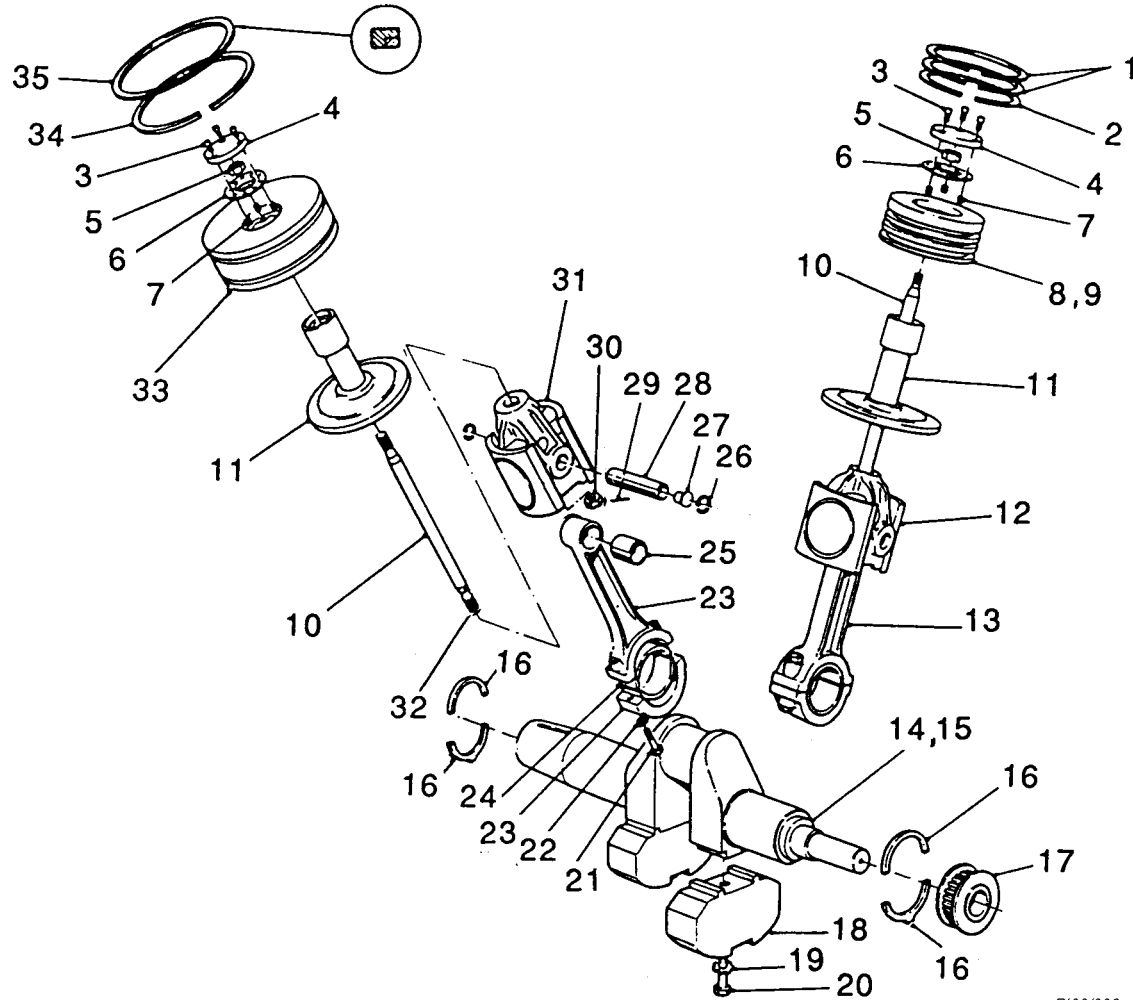
LUBRICATION SYSTEM 2



PI00/005

Ref.	Part No.	Qty	Description
27	98262-35	1	Filter, Oil
28	A4334-8	2	Screw, Hexagon Head
29	C11359-400	1	Plate, Mounting
30	C11359-402	1	Joint
31	C11359-401	1	Plate, Retaining
32	C11353-396	1	Pipe
33	A10356-338	1	Elbow
34	95636-3	1	Washer, Copper
35	C11353-397	1	Pipe
36	A10356-480	1	Tee
37	C11353-398	1	Pipe
38	95405-52	1	Elbow
39	A10356-40	1	Coupling, Stud
40	C11353-328	1	Pipe
41	A10356-41	1	Coupling, Stud
42	95636-3	1	Washer, Copper
43	A10356-41	2	Coupling, Stud
44	95636-3	2	Washer, Copper
Non-Illustrated Parts			
	A10356-28	1	Coupling, Stud (Mounting Plate)
	A10356-31	1	Coupling, Stud (Mounting Plate)
	A1442-1	2	Washer, Fibre (Mounting Plate)
	A3770-3	1	Key

RUNNING GEAR

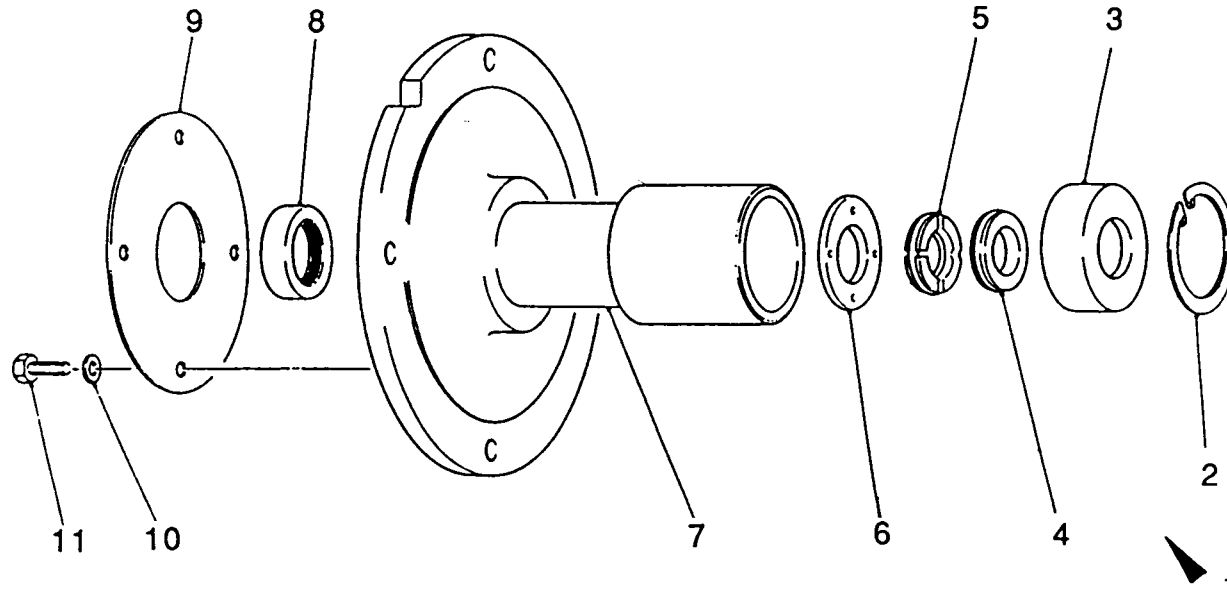


PI00/006

Ref.	Part No.	Qty.	Description
1	C11545-6	2	Ring, Pressure – 2nd Stage
2	C11545-7	1	Ring, Guide – 2nd Stage
3	A4342-9	6	Capscrew
4	C11544-113	2	Plate, Top
5	C11544-8	2	Nut, Piston
6	C11544-14	2	Plate, Locking
7	A4358-90	6	Insert, Thread
8	C11545-5	1	Piston – 2nd Stage
9	C11545-33	1	Piston – 2nd Stage
10	C11544-116	2	Rod, Piston
11	C11544-98	2	Gland
12	C11544-117	2	Rod, Piston/Crosshead (Ref. Nos. 10, 29-32)
13	C11359-139B	2	Rod, Connecting (Ref. Nos. 21-25)
14	C11545-3	1	Crankshaft (Ref. Nos. 15, 18-20)
15	C11359-127	1	Crankshaft – with Balance Weights
16	C11158-5843	2	Washer, Thrust – Half
17	C11359-57	1	Pulley, Crankshaft
18	—	2	Weight, Balance
19	C11359-25	2	Washer, Tab
20	A4338-23	2	Bolt
21	A4316-59	4	Bolt
22	A6738-60	4	Washer, Shakeproof
23	—	2	Rod, Connecting and Cap
24	C11359-361	4	Bearing, Big End – Half
25	C11359-12	2	Bush, Small End
26	A3797-20	4	Circlip
27	C11544-6	4	Plug
28	C11544-31	2	Pin
29	A3762-11	2	Pin, Split
30	C11544-8	2	Nut, Piston
31	—	2	Crosshead
32	C10059-96	2	Pin, Locking
33	C11545-44	1	Piston – 1st Stage (Includes Ref. No. 7)
34	C11545-11	1	Ring, Guide – 1st Stage
35	C11545-10	1	Ring, Pressure – 1st Stage (Twin Rings)
—	C11545-42		Spacer (Between Ref. Nos. 6 & 34)

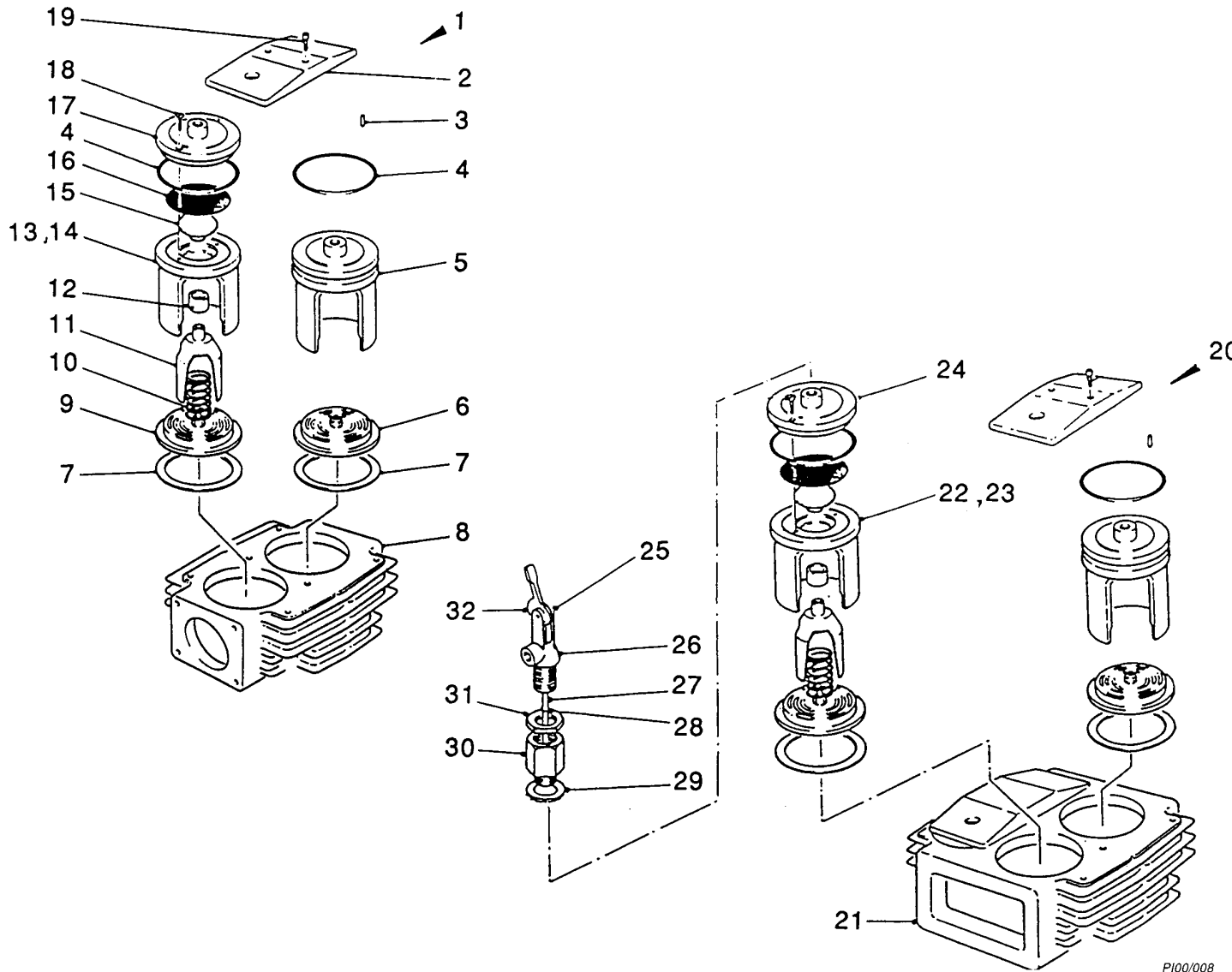
GLANDS

Ref.	Part No.	Qty	Description
1	C11544-98	2	Gland
2	A3800-179	1	Circlip
3	C11544-64	1	Cage
4	C11544-65	1	Ring, Oil Wiper
5	C11544-66	1	Ring, Oil Scraper
6	C11544-97	1	Plate, Gland
7	C11158-5405	1	Housing
8	A6450-100	1	Seal
9	C11544-62	1	Plate, Baffle
10	A6738-52	4	Washer, Shakeproof
11	A4333-46	4	Screw, Hexagon Head



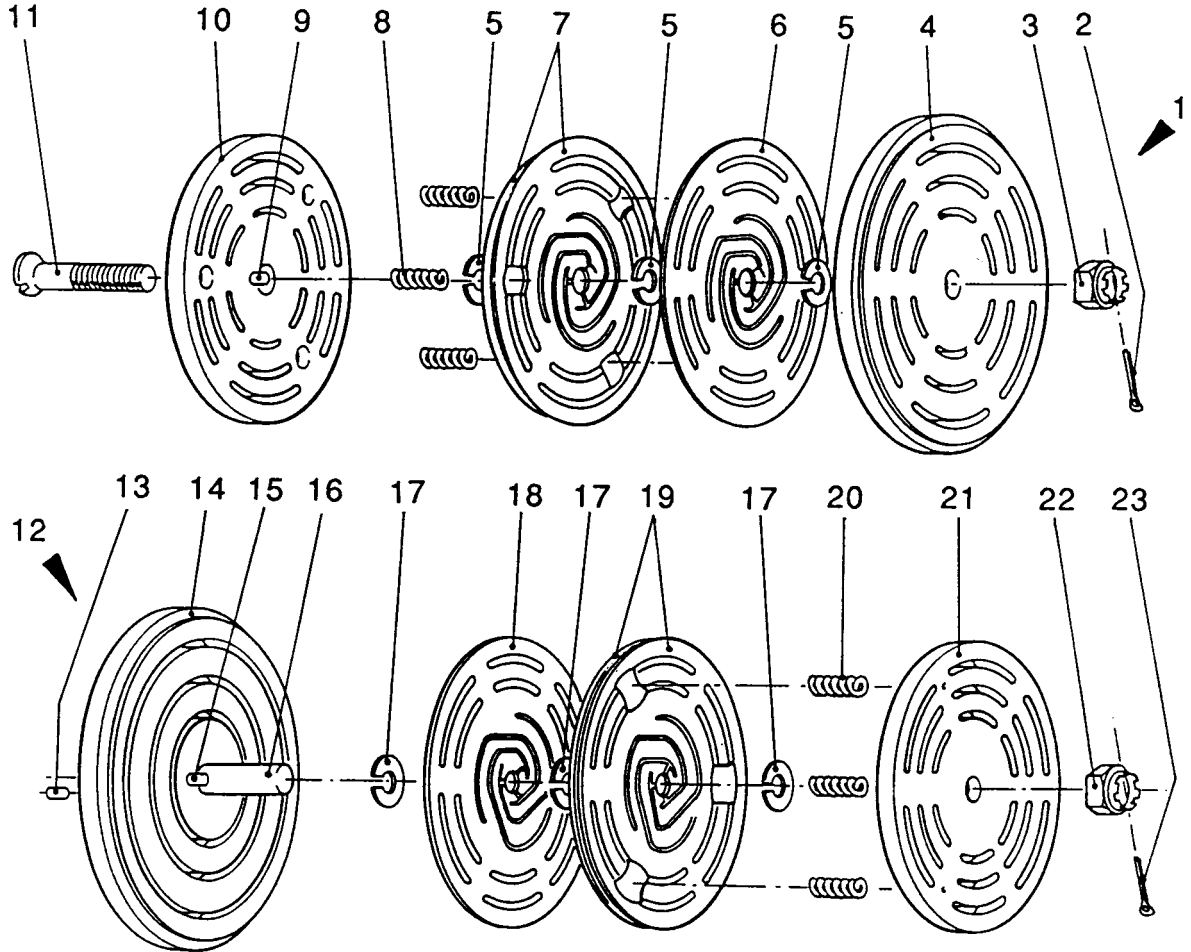
PI00/007

CYLINDER HEADS



Ref.	Part No.	Qty.	Description
1	—	1	Head, Cylinder – 2nd Stage
2	C11359-142	3	Plate, Retaining
3	A1475-100	6	Pin, Locating
4	A10347-2	6	'O' Ring
5	C11359-371	3	Retainer, Delivery Valve
6	C11389-33	3	Valve, Delivery
7	C11389-15	6	Ring, Joint
8	C11359-131	1	Head, Cylinder – 2nd Stage
9	C11389-34	3	Valve, Suction
10	C11545-22	3	Spring, Unloader
11	C11545-24	3	Fork, Unloader
12	A10218-1	3	Bush, Bearing
13	C11545-38	1	Retainer, Suction Valve – 2nd Stage
14	C11359-370	1	Retainer, Valve
15	C11544-76	3	Follower, Diaphragm
16	C11359-310	3	Diaphragm
17	C11545-39	1	Cover, Valve Retainer – 2nd Stage
18	A6780-14	6	Screw, Countersunk
19	A4341-178	6	Capscrew
20	—	1	Head, Cylinder – 1st Stage
21	C11359-130	1	Head, Cylinder – 1st Stage
22	C11545-35	2	Retainer, Suction Valve – 1st Stage (Each comprising Ref. Nos. 27 & 33)
23	C11359-370	2	Retainer, Valve
24	C11545-37	2	Cover, Valve Retainer – 1st Stage
25	C10737-21	2	Pin, Spring Tension
26	C10728-29	2	Body (Includes Ref. Nos. 25 & 32)
27	C11359-341	2	Stem, Unloader
28	A10347-6	2	'O' Ring
29	A1442-3	2	Washer, Fibre
30	C11359-207	2	Adaptor, Unloader
31	A3768-3	2	Backnut, Brass
32	C3615-23	2	Cam

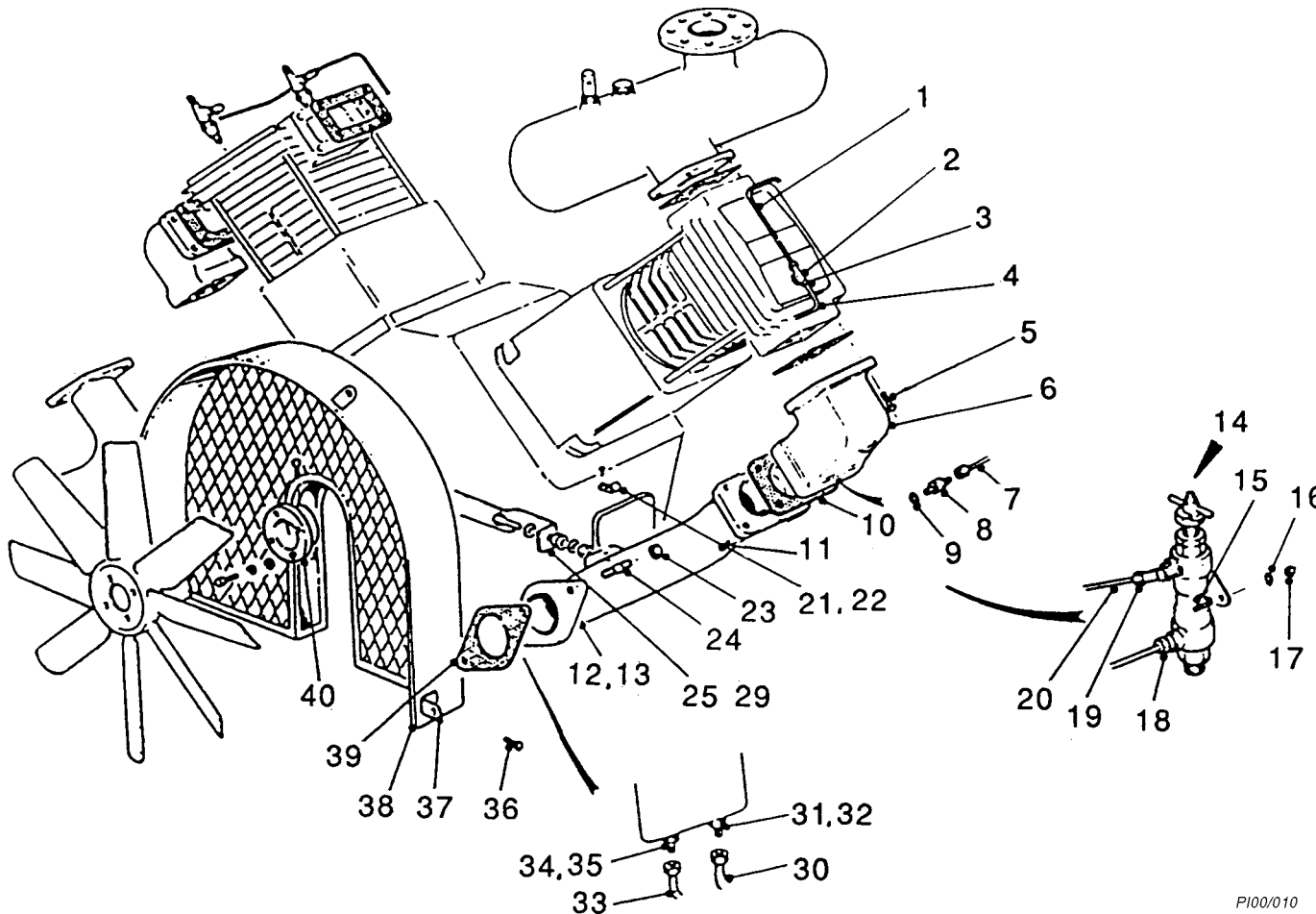
VALVES



Ref.	Part No.	Qty	Description
1	C11389-34	3	Valve, Suction
2	A3762-45	1	Pin, Split
3	C11304-210	1	Nut, Castle
4	C11389-172	1	Seat, Valve (Includes Ref. No. 9)
5	C11304-150	3	Washer, Lift
6	C11304-283	1	Plate, Valve
7	C11304-164	2	Plate, Cushion
8	C11304-262	3	Spring, Coil
9	95515-214	1	Pin, Locating
10	C11389-176	1	Guard, Valve
11	C11389-180	1	Bolt
12	C11389-33	3	Valve, Delivery
13	C11304-178	1	Pin, Locking
14	C11389-171	1	Seat (Includes Ref. No. 15)
15	95515-214	1	Pin, Locating
16	C11389-179	1	Stud
17	C11304-150	3	Washer, Lift
18	C11304-283	1	Plate, Valve
19	C11304-164	2	Plate, Cushion
20	C11304-271	3	Spring, Coil
21	C11389-175	1	Guard, Valve
22	C11304-210	1	Nut, Castle
23	A3762-45	1	Pin, Split

PI00/009

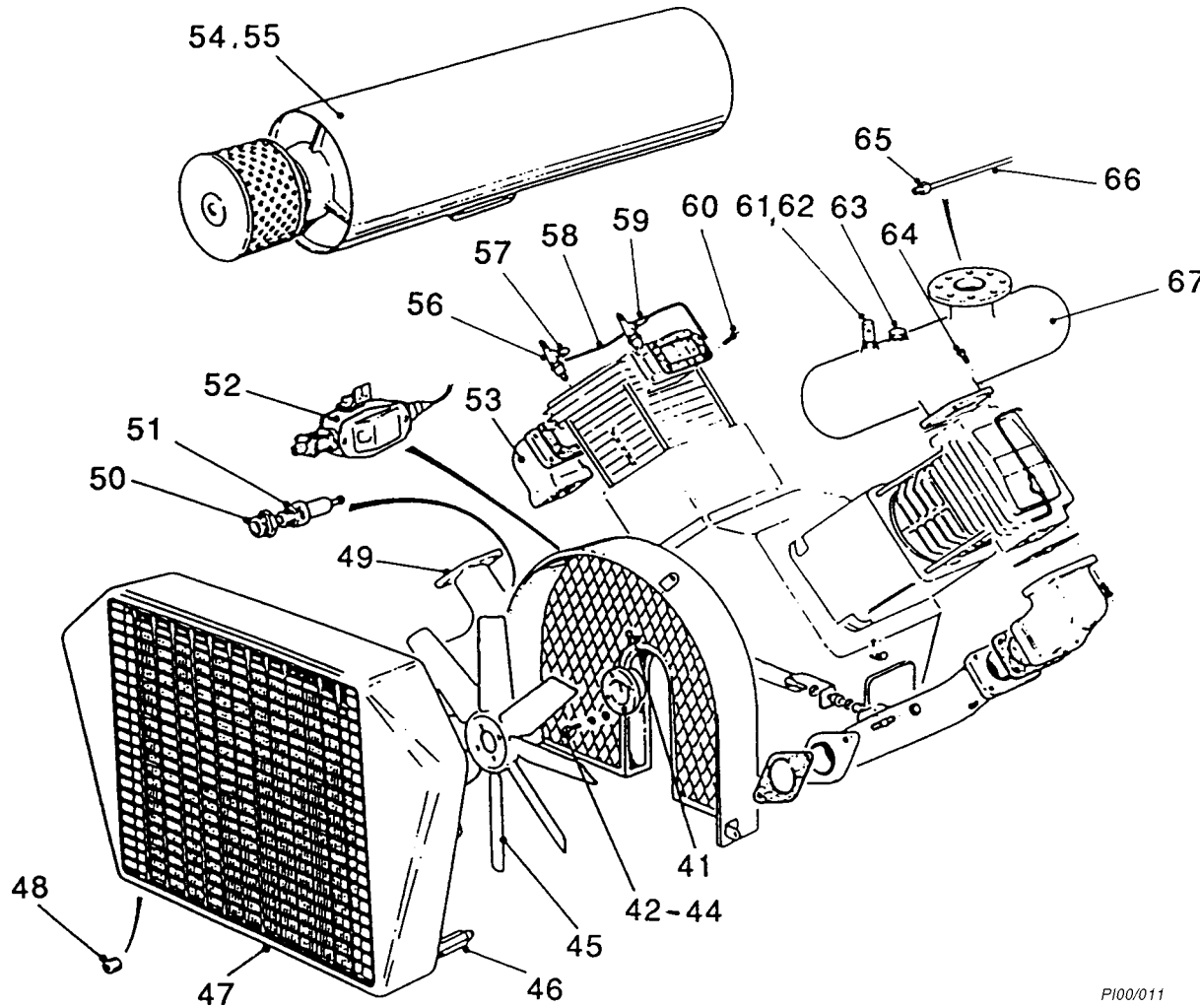
EXTERNAL COMPONENTS 1



Ref.	Part No.	Qty.	Description
1	C11353-228	1	Pipe
2	A10356-578	2	Tee
3	A10356-714	2	Adaptor
4	C11353-311	1	Pipe
5	A4334-49	8	Screw, Hexagon Head
6	C11544-33	1	Elbow, Suction – 2nd Stage
7	C24001-2	1	Pipe
8	C11400-200	1	Coupling, Stud
9	A1442-1	1	Washer, Fibre
10	C11544-43	2	Joint
11	A4334-48	8	Screw, Hexagon Head
12	C11544-93	1	Bend – 2nd Stage Suction
13	95405-981	1	Plug, Socket Head
14	C3938-B-SU4	1	Governor, Air
15	A4329-91	2	Stud
16	A3754-5	2	Washer, Spring
17	A4322-4	2	Nut
18	A10356-32	1	Coupling, Stud
19	A10356-330	1	Elbow
20	C11353-310	1	Pipe
21	A10214-1	2	Clip
22	A4354-55	2	Screw, Pan Head
23	A4322-6	4	Nut
24	A4330-55	4	Stud
25	C11544-57	1	Bar, Tie
26	A4334-97	2	Screw, Hexagon Head
27	A3753-7	4	Washer
28	A3753-4	4	Washer
29	A4344-5	2	Nut, Self-locking
30	C11353-333	1	Pipe
31	A1442-1	1	Washer, Fibre
32	A10356-31	1	Coupling, Stud
33	C24001-4	1	Pipe
34	A1442-1	1	Washer, Fibre
35	A10356-28	1	Coupling, Stud
36	A4333-45	6	Screw, Hexagon Head
37	C11361-45	2	Bracket
38	C11359-66	1	Guard, Fan
39	C11359-64	2	Joint, Intercooler
40	C11359-184	1	Sleeve, Fan Mounting

P100/010

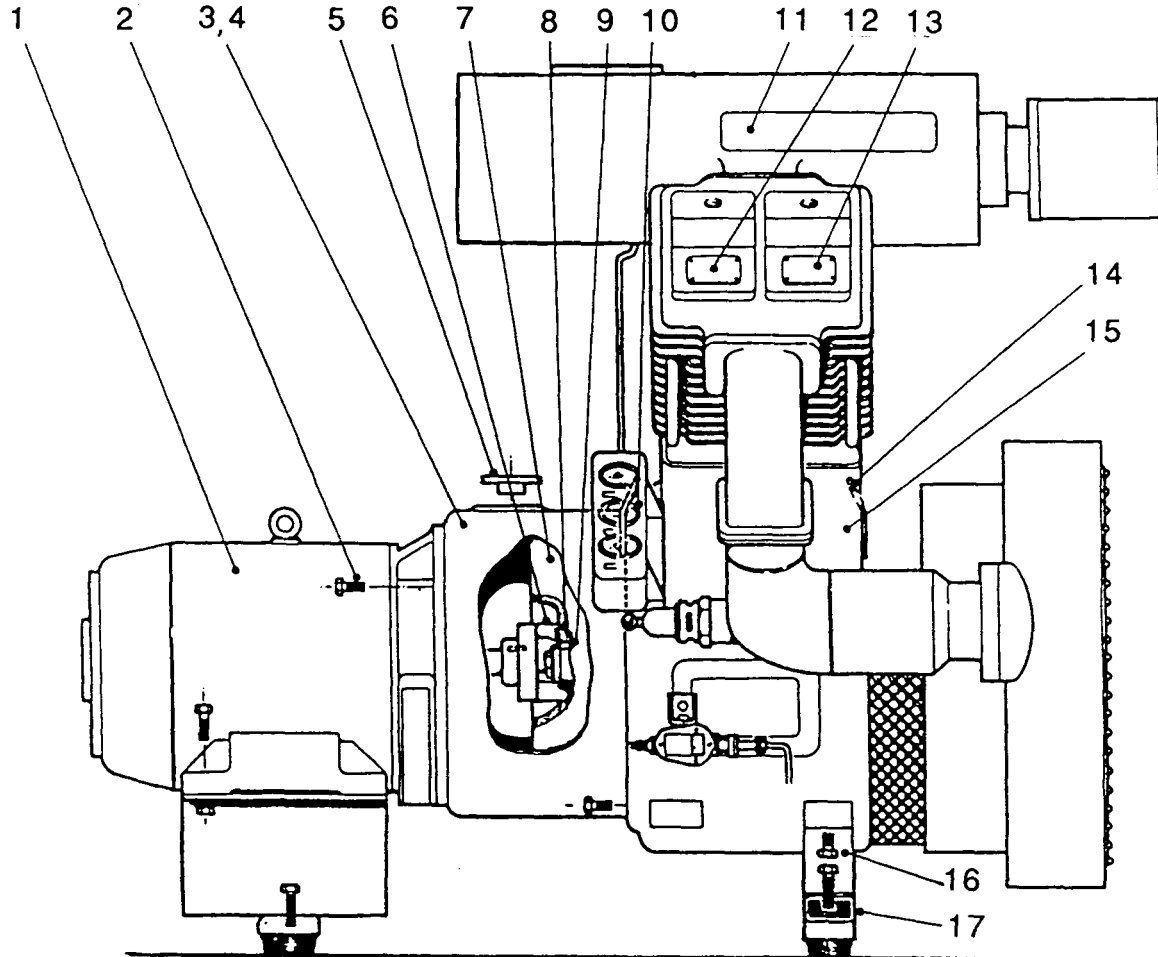
EXTERNAL COMPONENTS 2



Ref.	Part No.	Qty	Description
41	A4391-2	1	Grubscrew, Hexagon Socket
42	A3754-2	3	Washer, Spring
43	A3753-34	3	Washer
44	A4333-5	3	Screw, Hexagon Head
45	98084-2	1	Fan, Intercooler
46	C11359-333	1	Valve, Auto Drain
47	C11159-50	1	Intercooler
48	A6454-132	1	Plug, Hexagon Socket
49	C11544-92	1	Bend - 1st Stage Delivery
50	95405-864	1	Bush, Hexagon
51	A1461-35	1	Valve, Pressure Relief
52	98612-15	1	Switch, Minimum Oil Pressure
53	C11544-121	1	Elbow, Delivery - 1st Stage
54	C11359-364	1	Filter/Silencer
55	A10300-36	1	Element, Filter
56	—	2	Unloader, Hand
57	A10356-329	1	Elbow
58	C11353-401	1	Pipe
59	A10329-279	1	Tee
60	A4334-46	4	Screw, Hexagon Head
61	A1451-4	1	Plug, Fusible
62	A1442-5	1	Washer, Fibre
63	95405-978	1	Plug
64	A4334-47	4	Screw, Hexagon Head
65	C11359-375	1	Coupling
66	C24001-2	1	Pipe
67	C11359-420	1	Manifold, Delivery
Non-illustrated Parts			
	A3764-4	1	Plug, Brass Hexagon (Delivery Manifold)
	A10308-10	6	Washer, Conical (For Ref. No. 36)
	98150-1	10	Tie, Cable

PI00/011

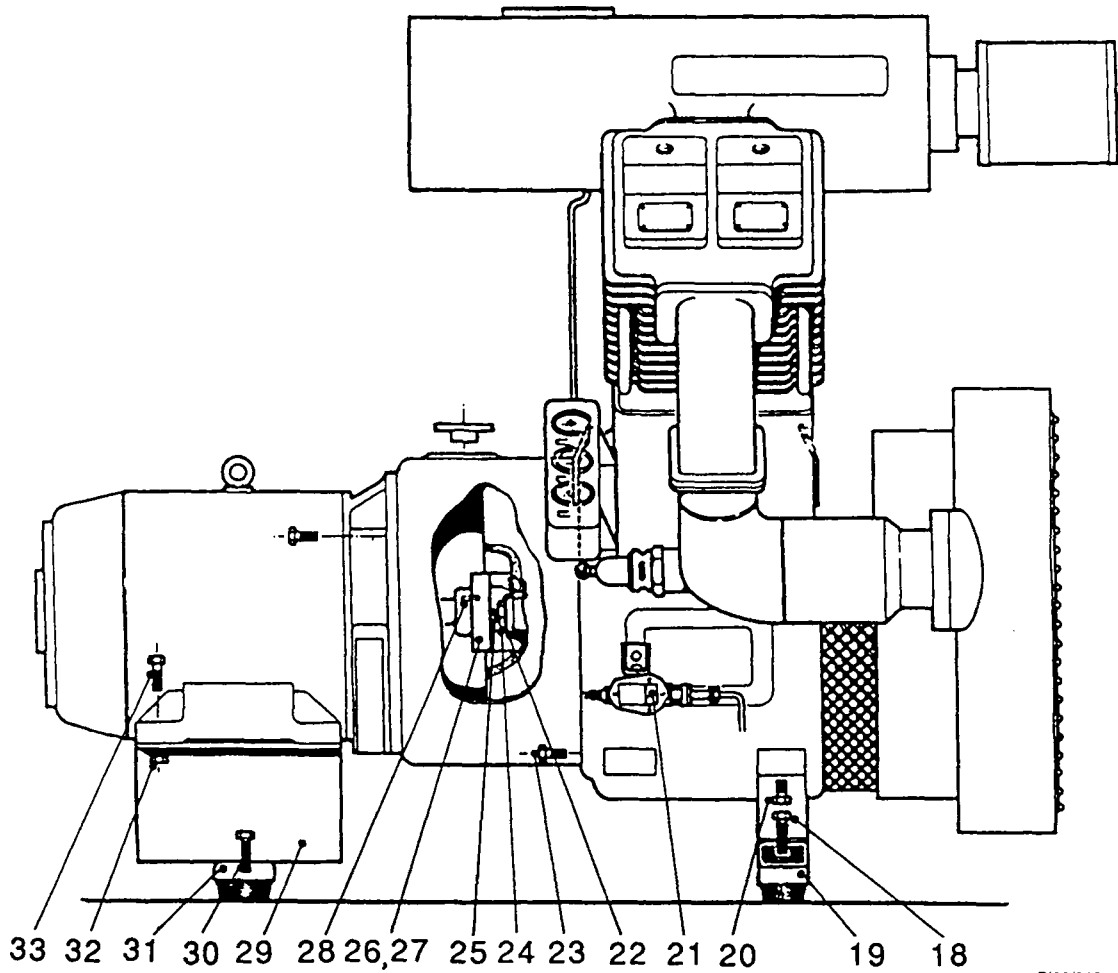
FLANGE MOUNTED UNIT 1



PI00/012

Ref.	Part No.	Qty.	Description
1	C20043-381	1	Motor & Key – 40 hp, 415V
1	C20043-401	1	Motor & Key – 50 hp, 415V
1	C20043-383	1	Motor & Key – 40 hp, 380V
1	C20043-403	1	Motor & Key – 50 hp, 380V
2	A4335-51	4	Screw, Hexagon Head – 40 hp Motor
2	A4335-51	8	Screw, Hexagon Head – 50 hp Motor
3	C11545-25	1	Bellhousing – 40 hp Motor (Ref. Nos. 4, 9, 11 & 29)
3	C11361-121	1	Bellhousing – 50 hp Motor (Ref. Nos. 4, 9, 11 & 29)
4	C11359-88	1	Bellhousing – 40 hp Motor
4	C11359-280	1	Bellhousing – 50 hp Motor
5	C11359-91A	1	Plate, Cover
6	C11362-22	1	Ring, Coupling
7	C11362-20	1	Flywheel
8	A4388-1	7	Capscrew
9	C11359-279	1	Key
10	C11359-221	1	Plate, Lifting
11	C20089-448	1	Nameplate
12	A1401-16	1	Plate, Data
13	NP1	1	Plate, Serial Number
14	C11359-220	1	Plate, Lifting – Pump End
15	C11545-A	1	Compressor
16	C11359-173A	1	Mounting, Crankcase
17	A10300-13	2	Plug, End

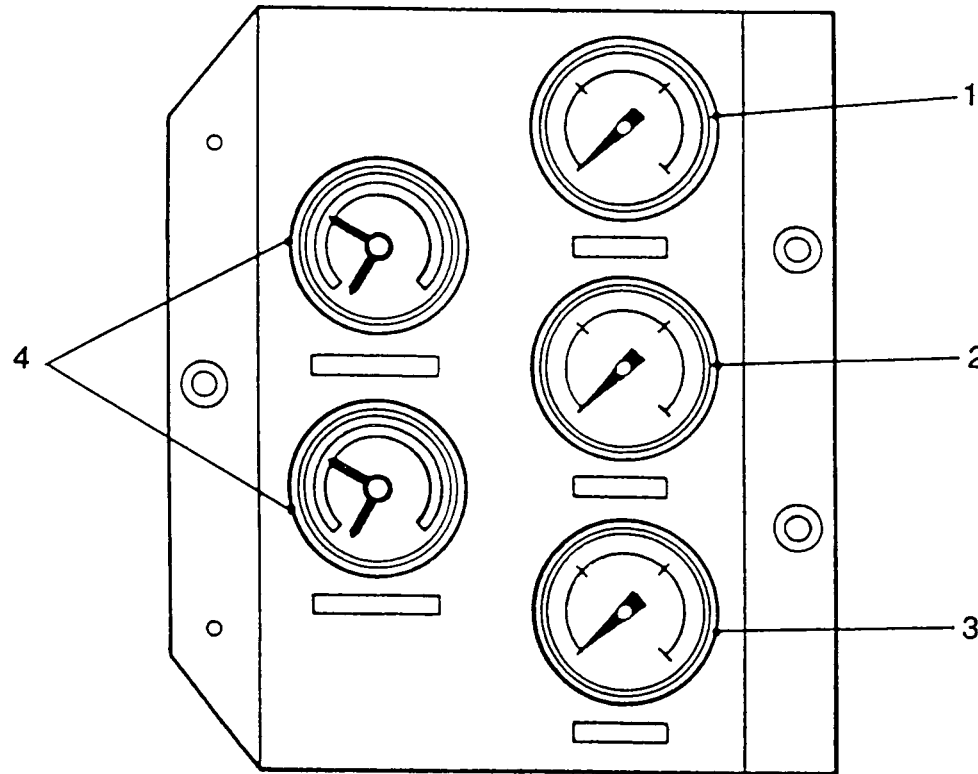
FLANGE MOUNTED UNIT 2



PI00/013

Ref.	Part No.	Qty	Description
18	95006-175	2	Bolt
19	98418-13	2	Mounting, Anti-vibration
20	A4335-47	2	Screw, Hexagon Head
21	98612-15	1	Switch, Minimum Oil Pressure
22	C11359-44	1	Plate, Retaining
23	A4334-95	10	Screw, Hexagon Head
24	C11359-45	1	Washer, Tab
25	A4335-95	1	Screw, Hexagon Head
26	C11362-41	1	Half-coupling, Motor – 40 hp
26	C11362-42	1	Half-coupling, Motor – 50 hp
27	C11158-5343	1	Rubbers, Coupling – Set
28	—	1	Key (Quote Make & Serial No. of Motor)
29	C11359-189	1	Bracket, Mounting – 40 hp Motor
29	C11359-167	1	Bracket – 50 hp Motor
30	95000-283	1	Screw, Hexagon Head
31	98418-14	1	Mounting, Anti-vibration
32	A4322-6	4	Nut – 40 hp Motor
32	A4322-8	4	Nut – 50 hp Motor
33	A4337-53	4	Bolt – 40 hp Motor
33	A4338-11	4	Bolt – 50 hp Motor
Non-illustrated Parts			
	C11359-346	1	Plate, Instruction
	NP10	1	Label, Warning – Dry Cylinder

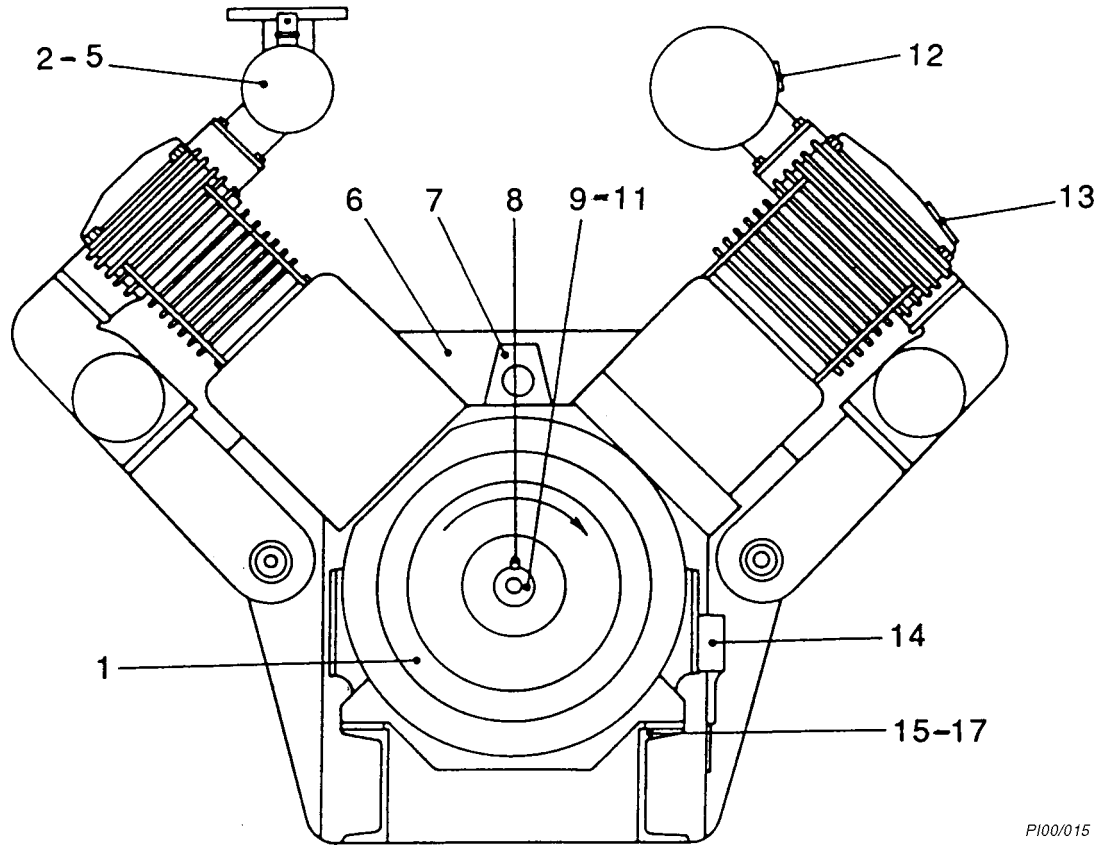
INSTRUMENT PANEL



PI00/014

Ref.	Part No.	Qty.	Description
1	98288-3	1	Gauge, Air Pressure
2	98288-4	1	Gauge, Oil Pressure
3	98288-101	1	Gauge, Air Pressure
4	98612-13	2	Thermometer, Switching
—	C11359-410	1	Panel, Instrument
—	C11359-408	1	Panel, Instrument
—	A10243-8	3	Grommet
—	C11359-433	3	Coupling, Stud (Pressure Gauge)
—	A1433-2	3	Washer, Leather (Pressure Gauge)

VEE BELT DRIVE UNIT



PI00/015

Ref.	Part No.	Qty	Description
1	C11359-451	1	Flywheel
2	C11544-124	1	Flange, Air Discharge
3	A10321-7	1	Joint, Flange
4	A4322-8	4	Nut
5	A4338-13	4	Bolt
6	C11545-A-SU8	1	Compressor
7	C11359-221	1	Plate, Lifting
8	C11359-279	1	Key
9	C11359-44	1	Plate, Retaining
10	C11359-45	1	Washer, Tab
11	A4335-95	1	Screw, Hexagon Head
12	C20089-44	1	Nameplate
13	C20089-271	1	Plate, Information
14	98612-15	1	Switch, Minimum Oil Pressure
15	C11544-136	1	Sub-frame
16	A4335-49	4	Screw, Hexagon Head
17	A3808-26	4	Washer, Taper
Non-Illustrated Parts			
	C11359-346	1	Plate, Instruction
	C11359-220	1	Plate, Lifting – Pump End
	C3978	1	Plate, Rotation Direction
	A1441-8	2	Screw, Drive
Parts Packs			
Non-Illustrated Parts			
	—		Parts Packs
	C11545-41		Joints – Set
	C11359-213		'O' Rings – Set

V200DA

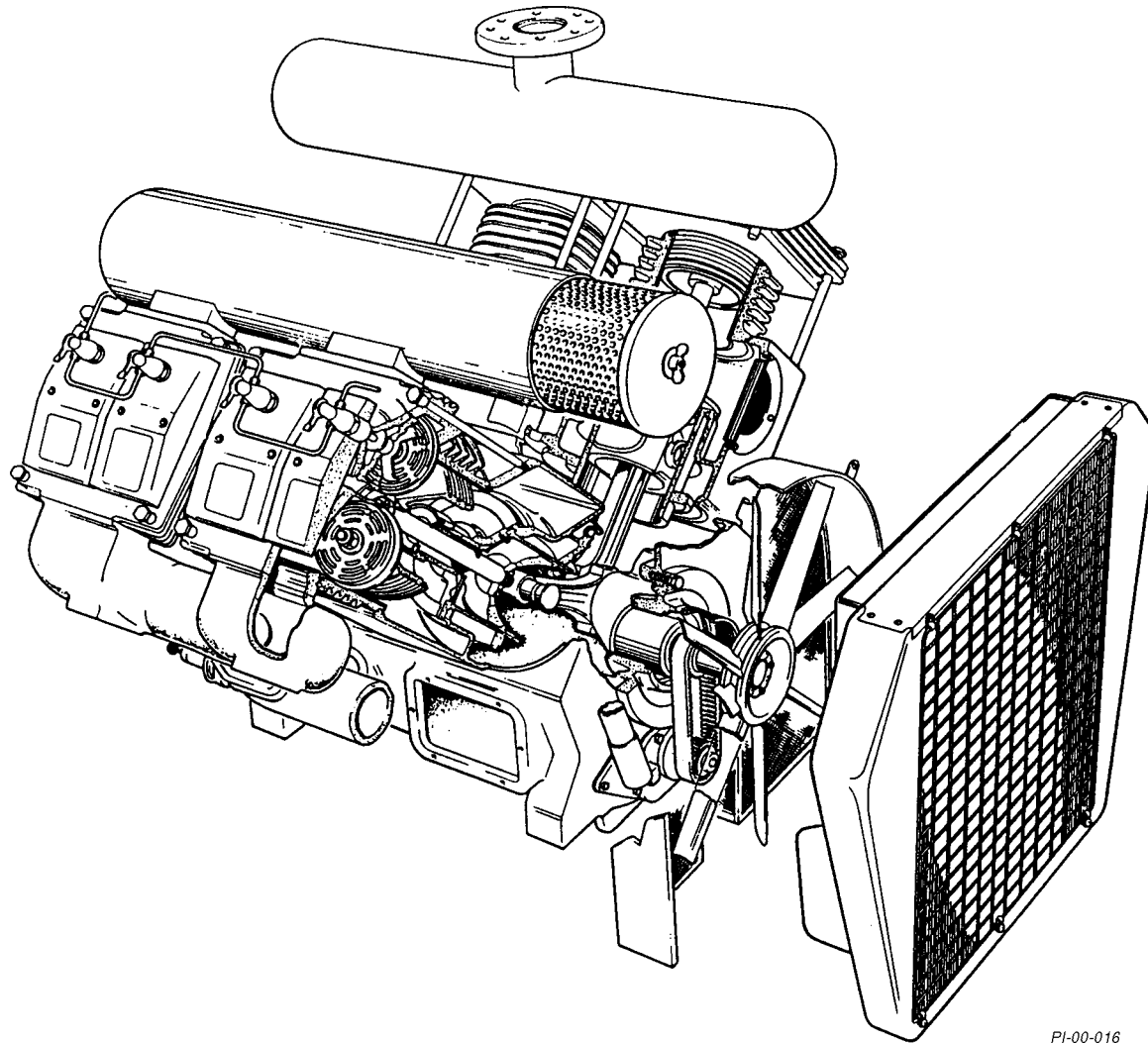
CONTENTS

Section	Page
General Arrangement	36
Crankcase & Cylinders	37
Lubrication System	39
Running Gear	41
Glands	42
Cylinder Heads	43
Valves	44
External Components	45
Flange Mounted Unit	47
Instrument Panel	49
Vee Belt Drive Unit	50
Parts Packs	50



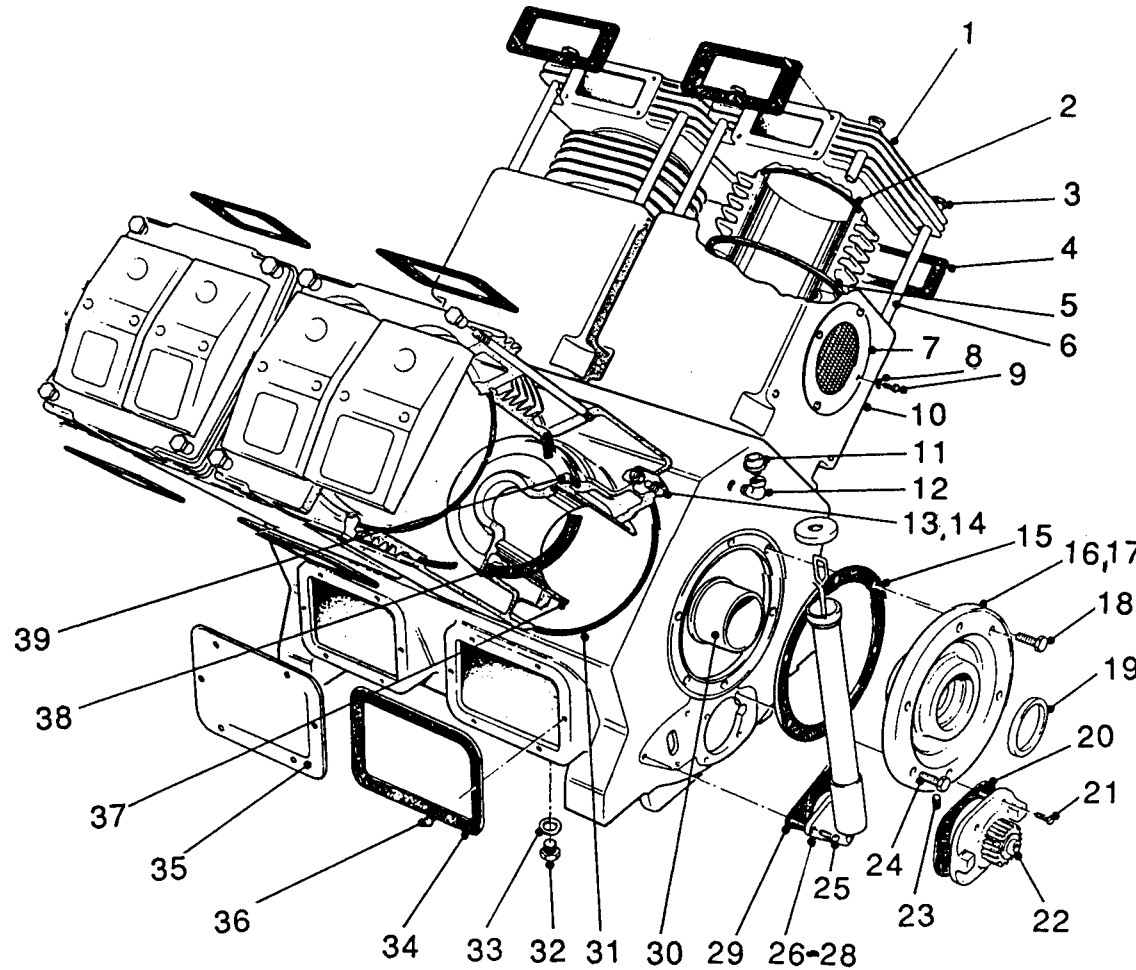
GENUINE PARTS

GENERAL ARRANGEMENT



PI-00-016

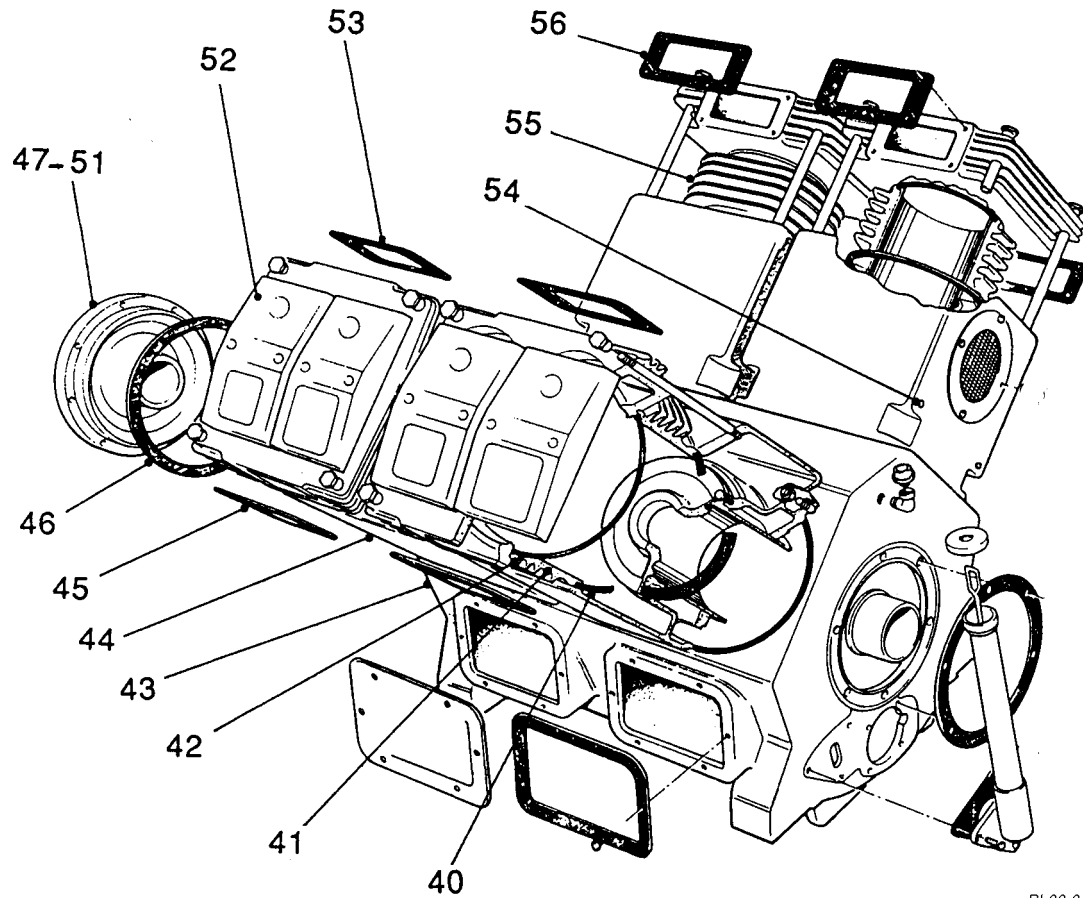
CRANKCASE & CYLINDERS 1



PI-00-017

Ref.	Part No.	Qty.	Description
1	—	2	Head, Cylinder – 2nd Stage
2	A10347-16	2	'O' Ring
3	C11359-145	16	Capnut
4	C11359-63	2	Joint
5	C11544-49	As Req'd	Joint
6	C11359-87	16	Stud
7	C11545-26	4	Separator
8	A4354-58	16	Screw, Pan Head
9	A6738-51	16	Washer, Shakeproof
10	C11544-21	2	Distance-piece
11	C4040	1	Breather
12	95405-55	1	Elbow
13	A4330-55	16	Stud
14	A4322-6	16	Nut
15	C11359-61	1	Joint
16	C11359-73	1	Housing, Bearing (Ref. No. 17, 19, 23 & 30)
17	C11359-27	1	Housing
18	A4334-97	2	Screw, Hexagon Head
19	A6450-93	1	Seal, Oil
20	C11359-53	1	Joint
21	A4334-5	4	Screw, Hexagon Head
22	C11359-74A	1	Pump, Oil
23	A6454-131	2	Plug, Hexagon Socket
24	A4334-95	12	Screw, Hexagon Head
25	A4334-5	3	Screw, Hexagon Head
26	C11359-306	1	Filler, Oil
27	C11359-305	1	Dipstick, Oil
28	C11359-308	1	Cap, Filler
29	C11359-159	1	Joint
30	C11359-10	2	Bush, Main Bearing
31	C11544-44	4	Joint
32	A10300-15	1	Plug, Drain – Magnetic
33	PT5056-27	1	Washer
34	C3839-83	4	Joint
35	C3839-101	2	Door, Crankcase
36	A4334-5	24	Screw, Hexagon Head
37	C11544-23	4	Sleeve, Guide
38	C11544-30	8	Joint
39	A4334-7	16	Screw, Hexagon Head

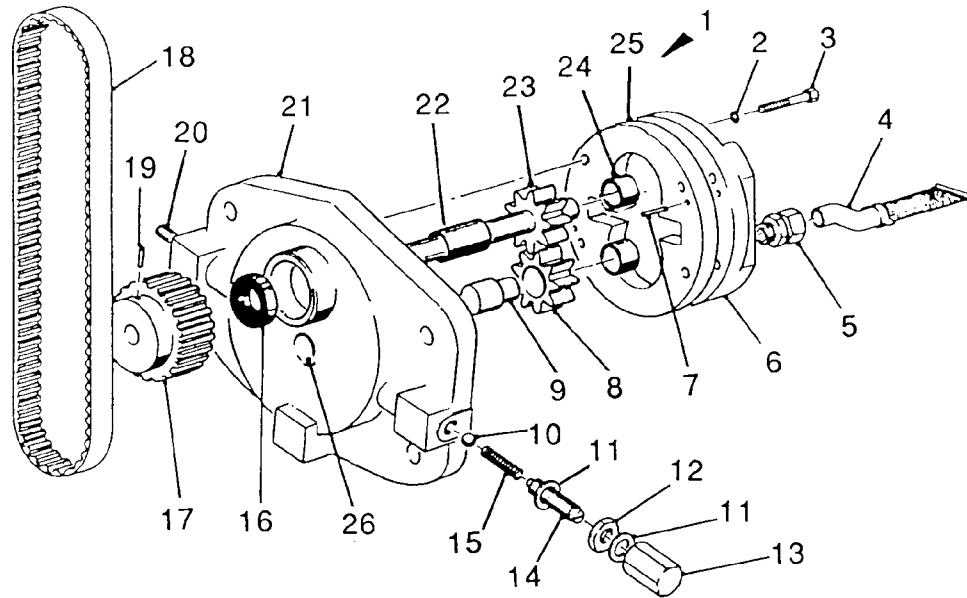
CRANKCASE & CYLINDERS 2



PI-00-018

Ref.	Part No.	Qty	Description
40	C11544-50	As Req'd	Joint
41	C11544-29	2	Cylinder - 1st Stage
42	A10347-8	2	'O' Ring
43	C11546-15	1	Crankcase
44	C11544-22	2	Distance-piece
45	C11359-62	2	Joint
46	C11359-60	1	Joint
47	C11359-72	1	Housing, Bearing (Ref. Nos. 48-51)
48	C11359-28	1	Housing
49	A6454-131	1	Plug, Hexagon Socket
50	A6450-93	1	Seal, Oil
51	C11359-10	1	Bush, Main Bearing
52	—	2	Head, Cylinder - 1st Stage
53	C11359-62	2	Joint
54	C10589-1	8	Plug, Hexagon
55	C11544-28	2	Cylinder - 2nd Stage
56	C11359-63	2	Joint
Non-illustrated Parts			
	C11359-437	As Req'd	Shim, Bearing Housing Drive End
	C11544-104	1	Door, Crankcase (Right)

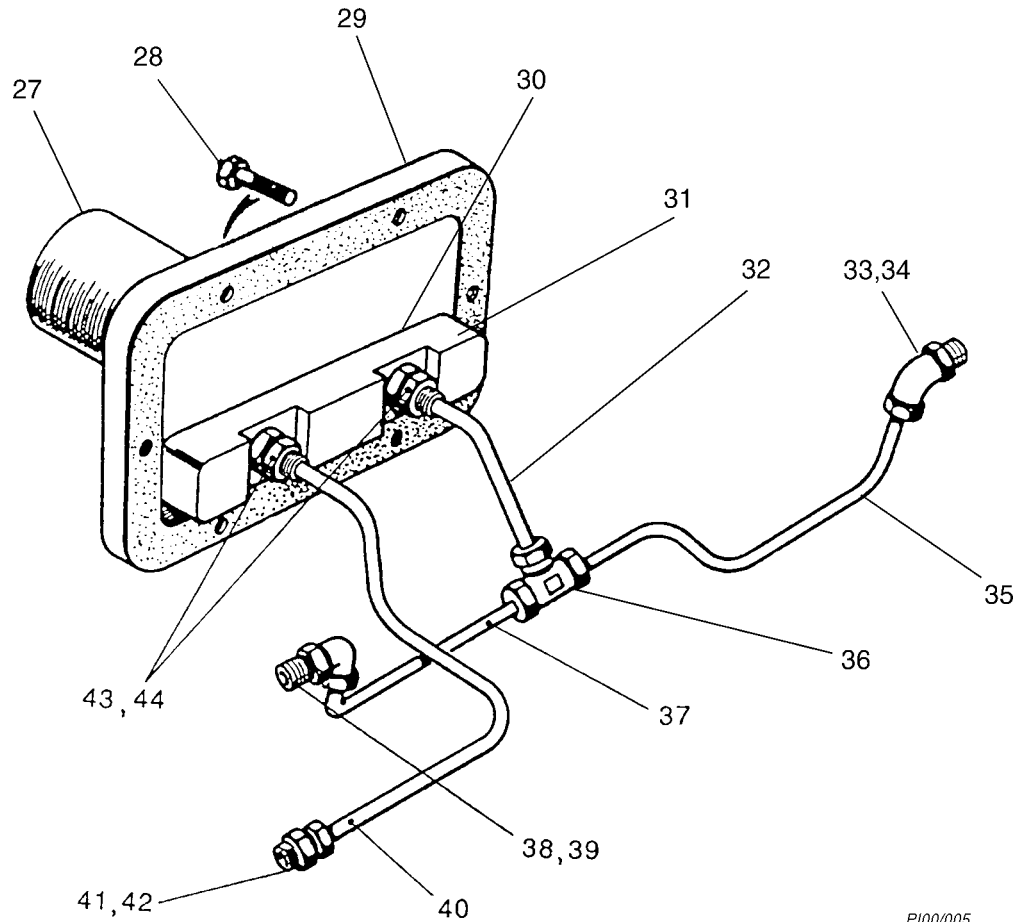
LUBRICATION SYSTEM 1



PI00/004

Ref.	Part No.	Qty.	Description
1	C11359-74A	1	Pump, Oil
2	A6738-52	4	Washer, Shakeproof
3	A4336-11	4	Bolt
4	C11359-68	1	Filter, Suction
5	A10356-51	1	Coupling, Stud
6	—	1	Cover (with Ref. No. 1)
7	C4241-9	2	Dowel
8	C11359-50	1	Gear, Idler
9	C11359-140	1	Spindle
10	98069-2	1	Ball
11	A10252-114	2	'O' Ring
12	C11359-356	1	Locknut
13	C11359-245	1	Capnut
14	C11359-442	1	Screw, Adjusting
15	C11359-443	1	Spring
16	A6450-9	1	Seal, Oil
17	C11359-431	1	Pulley
18	A10300-1	1	Belt, Toothed
19	A4391-1	1	Grubscrew, Hexagon Socket
20	A6454-132	1	Plug, Hexagon Socket
21	—	1	Housing, Bearing (with Ref. No. 1)
22	A1479-37	1	Bush
23	C11359-430	1	Gear, Driving
24	A1479-34	2	Bush
25	—	1	Body (with Ref. No. 1)
26	A1458-3	1	Plug, Core

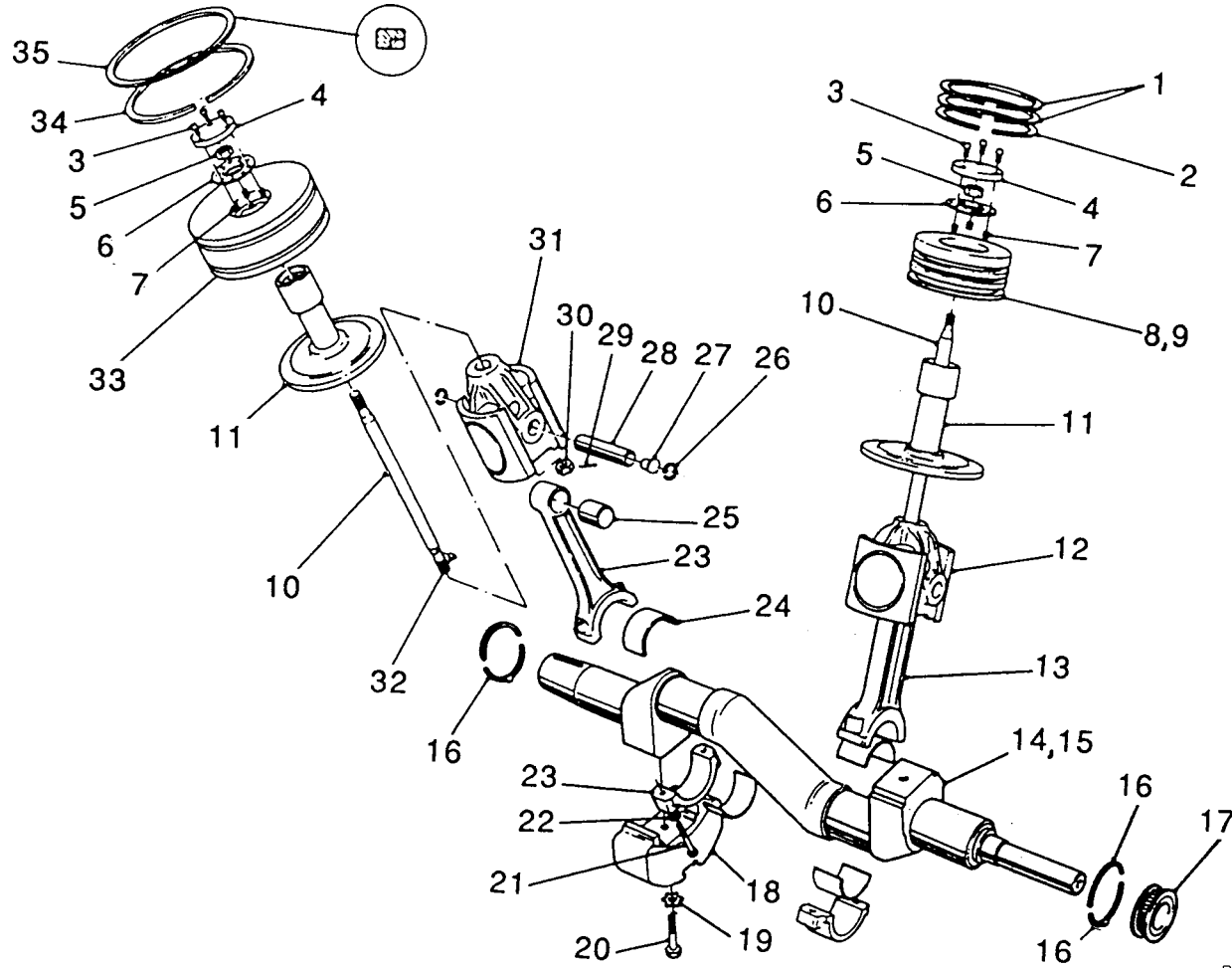
LUBRICATION SYSTEM 2



PI00/005

Ref.	Part No.	Qty	Description
27	98262-35	1	Filter, Oil
28	A4334-8	2	Screw, Hexagon Head
29	C11359-400	1	Plate, Mounting
30	C11359-402	1	Joint
31	C11359-401	1	Plate, Retaining
32	C11353-396	1	Pipe
33	A10356-338	1	Elbow
34	95636-3	1	Washer, Copper
35	C11353-399	1	Pipe
36	A10356-480	1	Tee
37	C11353-398	1	Pipe
38	95405-52	1	Elbow
39	A10356-40	1	Coupling, Stud
40	C11353-328	1	Pipe
41	A10356-41	1	Coupling, Stud
42	95636-3	1	Washer, Copper
43	A10356-41	2	Coupling, Stud
44	95636-3	2	Washer, Copper
Non-Illustrated Parts			
	A10356-28	1	Coupling, Stud (Mounting Plate)
	A10356-31	1	Coupling, Stud (Mounting Plate)
	A1442-1	2	Washer, Fibre (Mounting Plate)
	A3770-3	1	Key

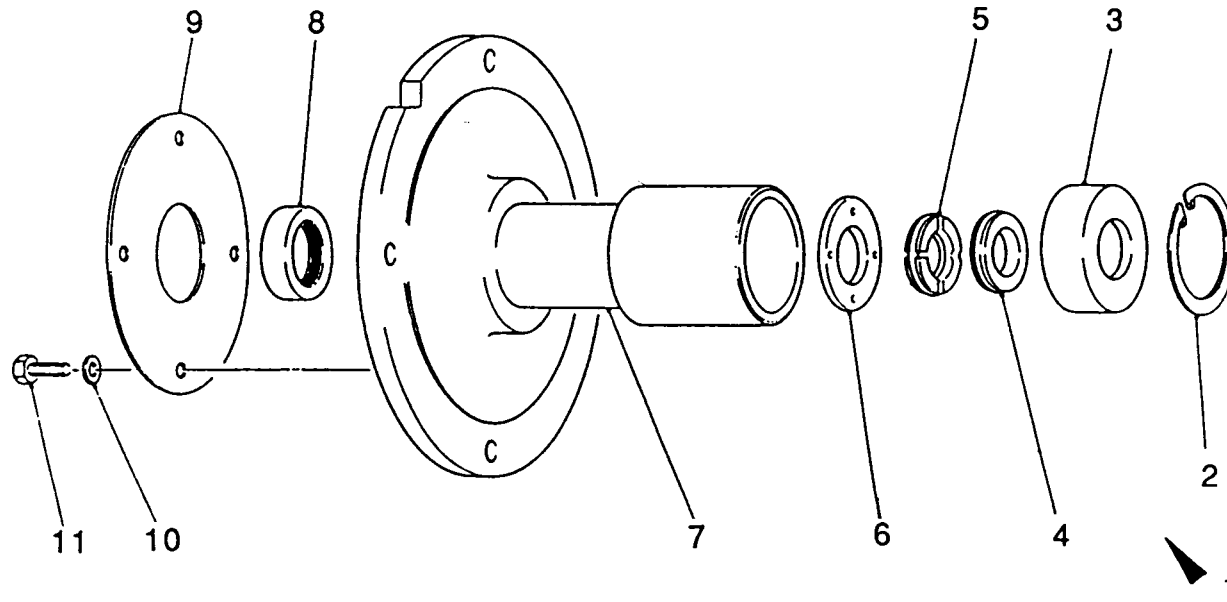
RUNNING GEAR



Ref.	Part No.	Qty.	Description
1	C11544-11	4	Ring, Pressure – 2nd Stage
2	C11544-12	2	Ring, Guide – 2nd Stage
3	A4342-13	12	Capscrew
4	C11544-114	4	Plate, Top
5	C11544-8	4	Nut, Piston
6	C11544-14	4	Plate, Locking
7	A4358-90	12	Insert, Thread
8	C11544-10	2	Piston – 2nd Stage
9	—	2	Piston
10	C11544-116	4	Rod, Piston
11	C11544-98	4	Gland
12	C11544-117	4	Rod, Piston/Crosshead
			(Ref. Nos. 10, 29-32)
13	C11359-139B	4	Rod, Connecting (Ref. Nos. 21-25)
14	C11546-3	1	Crankshaft (Ref. Nos. 15, 18-20)
15	C11362-21	1	Crankshaft – with Balance Weights
16	C11158-5843	2	Washer, Thrust
17	C11359-57	1	Pulley, Crankshaft
18	—	2	Weight, Balance
19	C11359-25	2	Washer, Tab
20	A4338-23	2	Bolt
21	A4316-59	8	Bolt
22	A6738-60	8	Washer, Shakeproof
23	—	4	Rod, Connecting and Cap
24	C11359-361	8	Bearing, Big End – Half
25	C11359-12	4	Bush, Small End
26	A3797-20	8	Circlip
27	C11544-6	8	Plug
28	C11544-31	4	Pin
29	A3762-11	4	Pin, Split
30	C11544-8	4	Nut, Piston
31	—	4	Crosshead
32	C10059-96	4	Pin, Locking
33	C11544-103	2	Piston – 1st Stage
			(Includes Ref. No. 7)
34	C11544-19	2	Ring, Guide – 1st Stage
35	C11544-18	2	Ring, Pressure – 1st Stage
			(Twin Rings)
Non-illustrated Part			
	C11545-42	2	Spacer (Between Ref. Nos. 6 & 34)

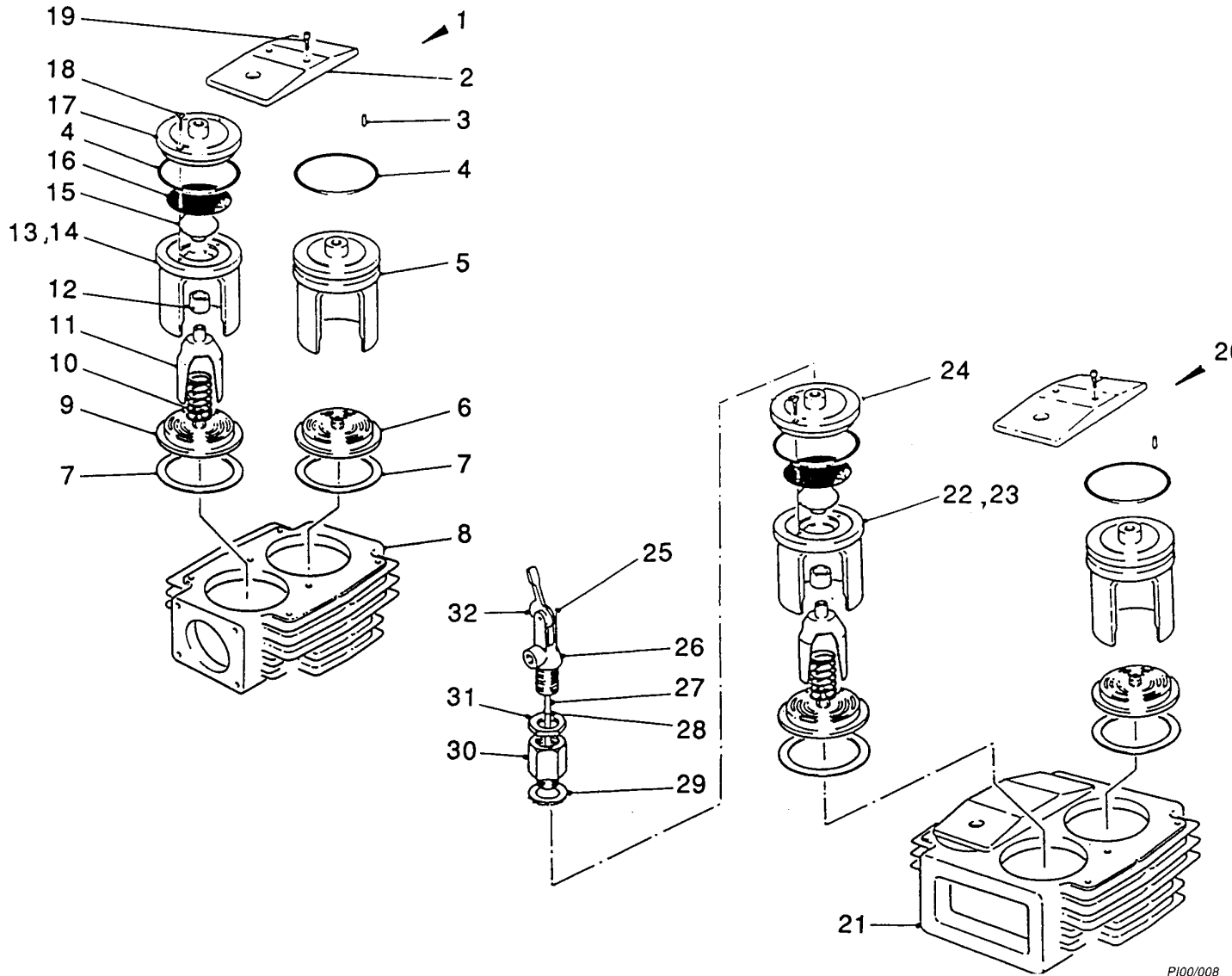
GLANDS

Ref.	Part No.	Qty	Description
1	C11544-98	4	Gland
2	A3800-179	1	Circlip
3	C11544-64	1	Cage
4	C11544-65	1	Ring, Oil Wiper
5	C11544-66	1	Ring, Oil Scraper
6	C11544-97	1	Plate, Gland
7	C11158-5405	1	Housing
8	A6450-100	1	Seal
9	C11544-62	1	Plate, Baffle
10	A6738-52	4	Washer, Shakeproof
11	A4333-46	4	Screw, Hexagon Head



PI00/007

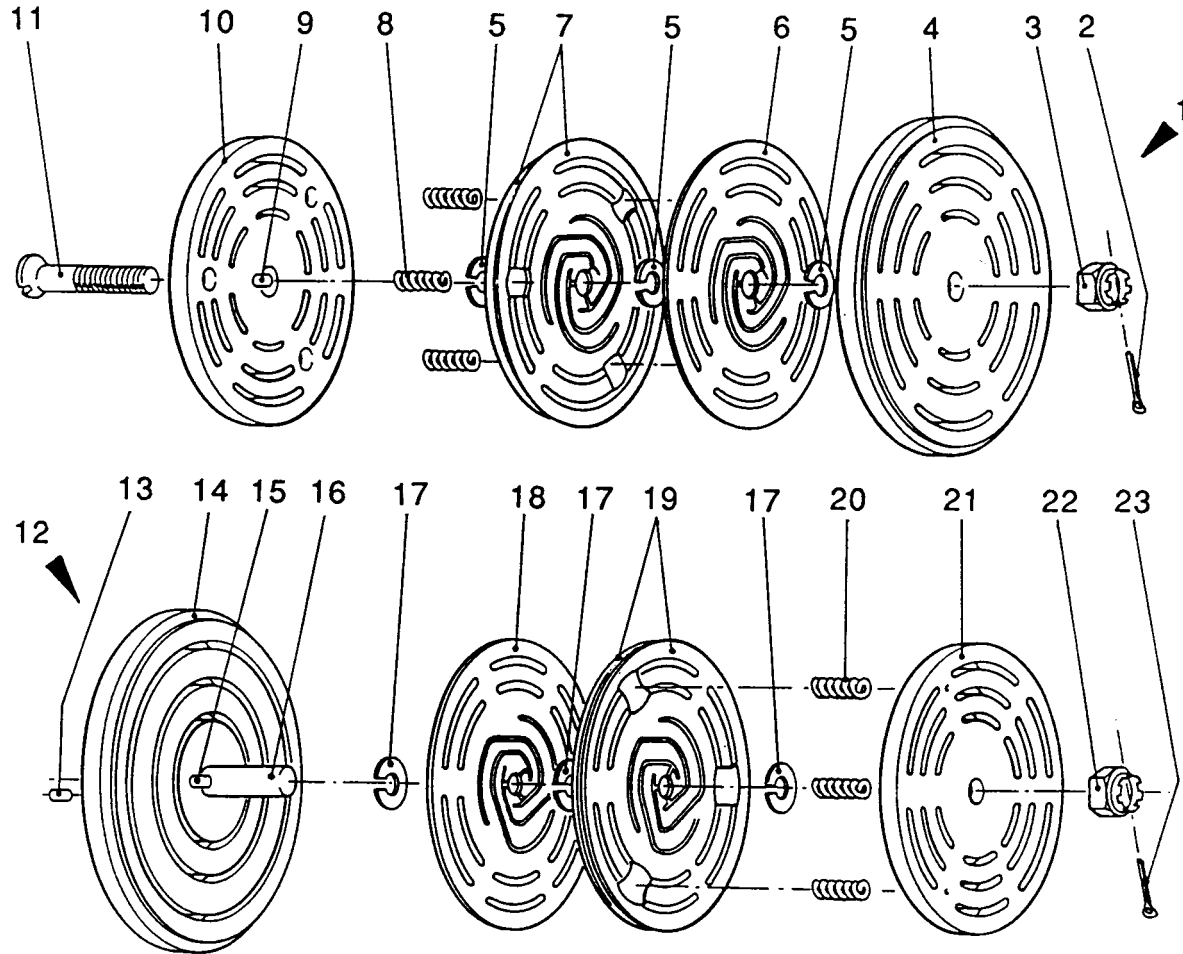
CYLINDER HEADS



Ref.	Part No.	Qty.	Description
1	—	2	Head, Cylinder – 2nd Stage
2	C11359-143	6	Plate, Retaining
3	A1475-100	12	Pin, Locating
4	A10347-9	12	'O' Ring
5	C11360-110	6	Retainer, Delivery Valve
6	C11389-31	6	Valve, Delivery
7	C11389-14	12	Ring, Joint
8	C11359-132	2	Head, Cylinder – 2nd Stage
9	C11389-32	6	Valve, Suction
10	C11544-53	6	Spring
11	C11544-54	6	Fork, Unloader
12	A10218-1	6	Bush, Bearing
13	C11544-74	2	Retainer, Suction Valve – 2nd Stage
14	C11360-111	2	Retainer, Valve
15	C11359-84	6	Follower, Diaphragm
16	C11359-310	6	Diaphragm
17	C11544-75	2	Cover, Valve Retainer
18	A6780-14	12	Screw, Countersunk
19	A4341-178	12	Capscrew
20	—	2	Head, Cylinder – 1st Stage
21	C11360-44	2	Head, Cylinder – 1st Stage
22	C11544-71	4	Retainer, Suction Valve – 1st Stage
23	C11360-111	4	Retainer, Valve
24	C11544-73	4	Cover, Valve Retainer
25	C10737-21	4	Pin, Spring Tension
26	C10728-29	4	Body (Includes Ref. Nos. 25 & 32)
27	C11359-341	4	Stem, Unloader
28	A10347-6	4	'O' Ring
29	A1442-3	4	Washer, Fibre
30	C11359-207	4	Adaptor, Unloader
31	A3768-3	4	Backnut, Brass
32	C3615-23	4	Cam

PI00/008

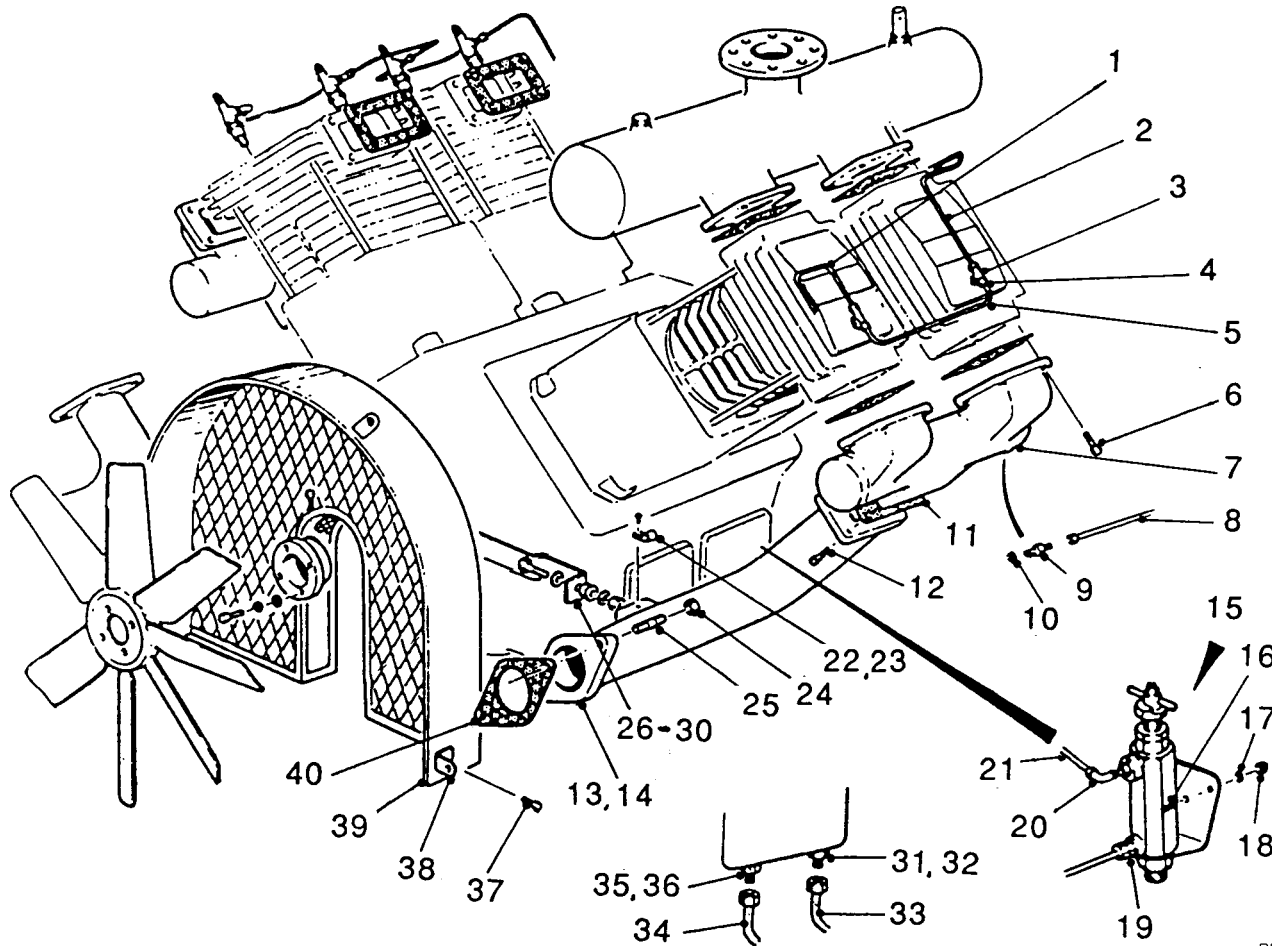
VALVES



PI00/009

Ref.	Part No.	Qty	Description
1	C11389-32	6	Valve, Suction
2	A3762-45	1	Pin, Split
3	C11304-210	1	Nut, Castle
4	C11389-152	1	Seat, Valve (Includes Ref. No. 9)
5	C11389-167	3	Washer, Lift
6	C11304-290	1	Plate, Valve
7	C11304-162	2	Plate, Cushion
8	C11304-154	3	Spring, Coil
9	95515-214	1	Pin, Locating
10	C11389-156	1	Guard, Valve
11	C11389-180	1	Bolt
12	C11389-31	6	Valve, Delivery
13	C11304-178	1	Pin, Locking
14	C11389-151	1	Seat, Valve (Includes Ref. No. 15)
15	95515-214	1	Pin, Locating
16	C11389-159	1	Stud
17	C11389-167	3	Washer, Lift
18	C11304-290	1	Plate, Valve
19	C11304-162	2	Plate, Cushion
20	C11304-158	3	Spring, Coil
21	C11389-155	1	Guard, Valve
22	C11304-210	1	Nut, Castle
23	A3762-45	1	Pin, Split

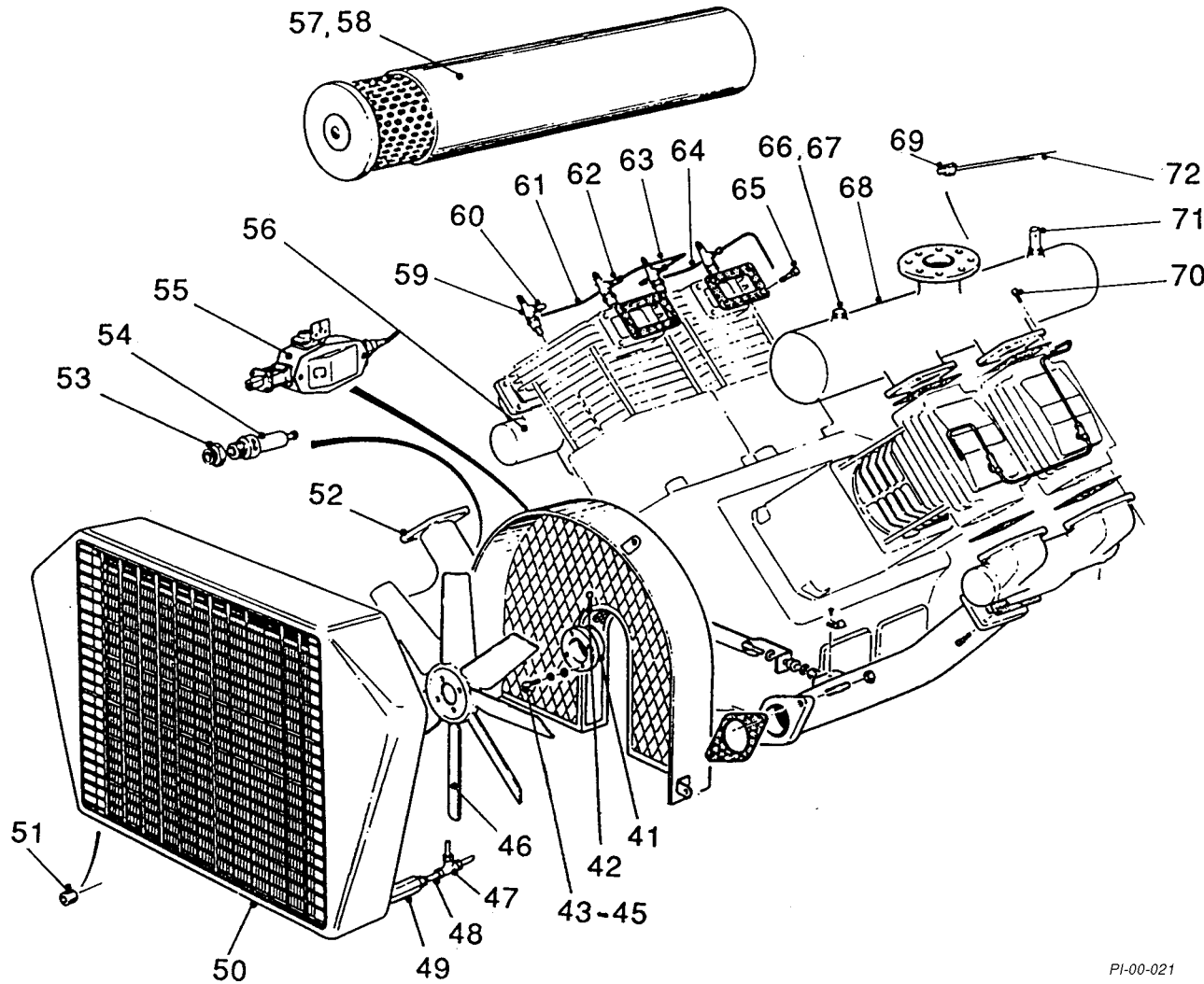
EXTERNAL COMPONENTS 1



Ref.	Part No.	Qty.	Description
1	C11353-309	1	Pipe
2	C11353-228	1	Pipe
3	A10356-578	2	Tee
4	A10356-714	2	Adaptor
5	C11353-211	1	Pipe
6	A4334-49	16	Screw, Hexagon Head
7	C11546-5	1	Manifold, Inlet - 2nd Stage
8	C24001-5	1	Pipe
9	C11400-200	1	Coupling, Stud
10	A1442-1	1	Washer, Fibre
11	C11544-43	2	Joint
12	A4334-48	8	Screw, Hexagon Head
13	C11546-14	1	Bend - 2nd Stage Suction
14	95405-982	1	Plug, Socket Head
15	C3938-B-SU4	1	Governor, Air
16	A4329-91	2	Stud
17	A3754-5	2	Washer, Spring
18	A4322-4	2	Nut
19	A10356-40	1	Coupling, Stud
20	A10356-330	1	Elbow
21	C11353-308	1	Pipe
22	A10214-1	2	Clip
23	A4354-55	2	Screw, Pan Head
24	A4322-6	4	Nut
25	A4330-55	4	Stud
26	C11544-57	1	Bar, Tie
27	A4334-97	2	Screw, Hexagon Head
28	A3753-7	4	Washer
29	C3323-14	4	Washer
30	A4344-5	2	Nut, Self-locking
31	A10356-32	1	Coupling, Stud
32	A1442-1	2	Washer, Fibre
33	C11353-362	1	Pipe
34	C24001-5	1	Pipe
35	A1442-1	1	Washer, Fibre
36	A10356-28	1	Coupling, Stud
37	A4333-45	6	Screw, Hexagon Head
38	C11361-45	2	Bracket
39	C11361-34	1	Guard, Fan
40	C11359-64	2	Joint, Intercooler

PI-00-020

EXTERNAL COMPONENTS 2



Ref.	Part No.	Qty	Description
41	C11361-24	1	Sleeve, Fan Mounting
42	A4391-2	1	Grubscrew, Hexagon Socket
43	A3754-2	4	Washer, Spring
44	A3753-34	4	Washer
45	A4333-5	4	Screw, Hexagon Head
46	98084-3	1	Fan, Intercooler
47	A10356-478	1	Tee
48	C11353-307	1	Pipe
49	C11359-333	1	Valve, Auto Drain
50	C11159-51	1	Intercooler
51	A6454-132	1	Plug, Hexagon Socket
52	C11546-13	1	Bend - 1st Stage Delivery
53	95405-869	1	Bush, Hexagon
54	A1461-35	1	Valve, Pressure Relief
55	98612-15	1	Switch, Minimum Oil Pressure
56	C11546-18	1	Manifold, Delivery - 1st Stage
57	C11547-6	1	Filter/Silencer
58	A10300-36	1	Element, Filter
59	C11359-217	4	Unloader, Hand
60	A10356-329	1	Elbow
61	C11353-411	2	Pipe
62	A10329-279	3	Tee
63	C11353-205	1	Pipe
64	C11353-209	1	Pipe
65	A4334-46	8	Screw, Hexagon Head
66	A1442-5	1	Washer, Fibre
67	95405-978	1	Plug
68	C11362-45	1	Manifold, Delivery - 2nd Stage
69	C11359-375	1	Coupling
70	A4334-47	8	Screw, Hexagon Head
71	A1451-4	1	Plug, Fusible
72	C24001-1	1	Pipe

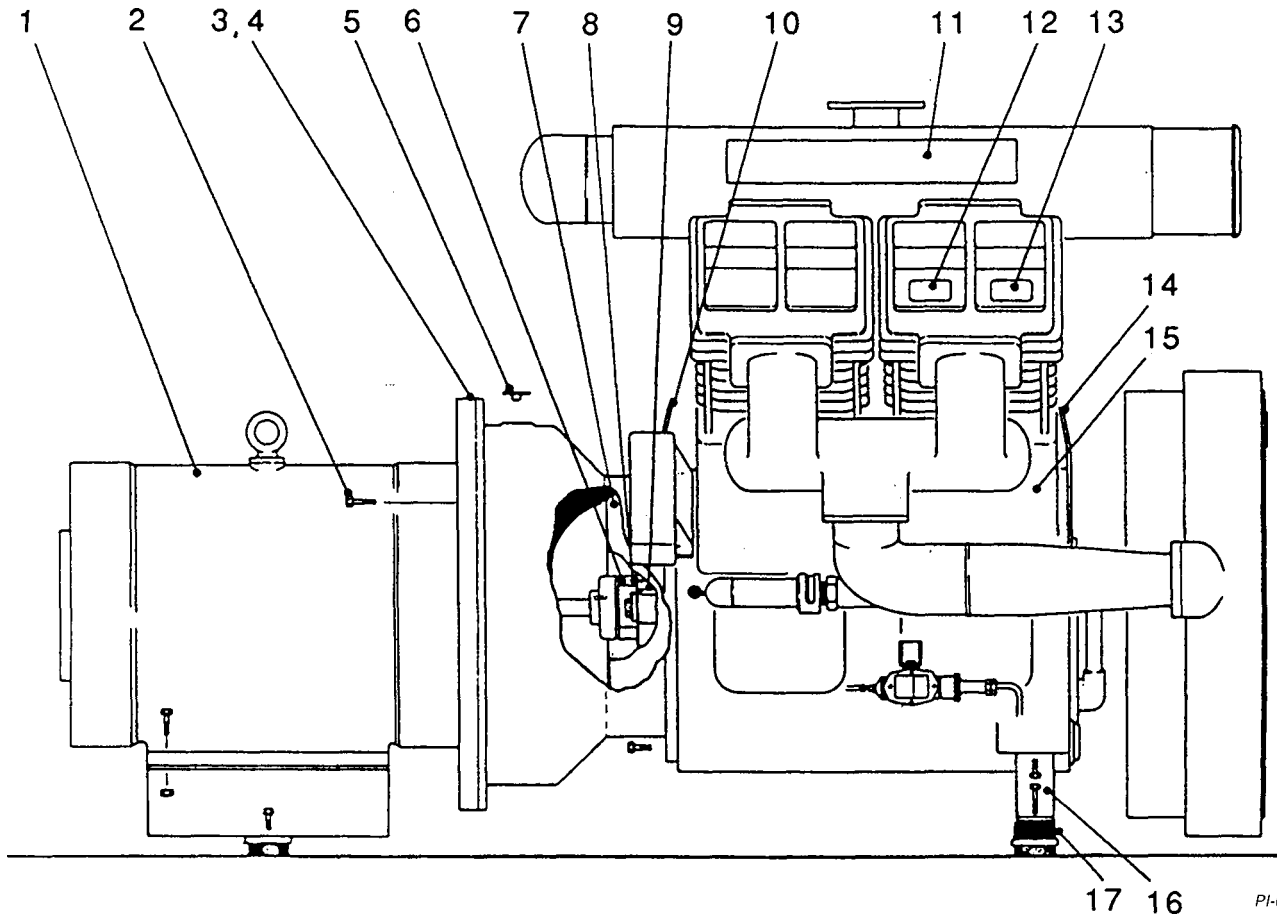
Non-illustrated Parts

A3764-4	1	Plug, Brass Hexagon (Delivery Manifold)
A10308-10	6	Washer, Conical (For Ref. No. 37)
98150-1	10	Tie, Cable

PI-00-021

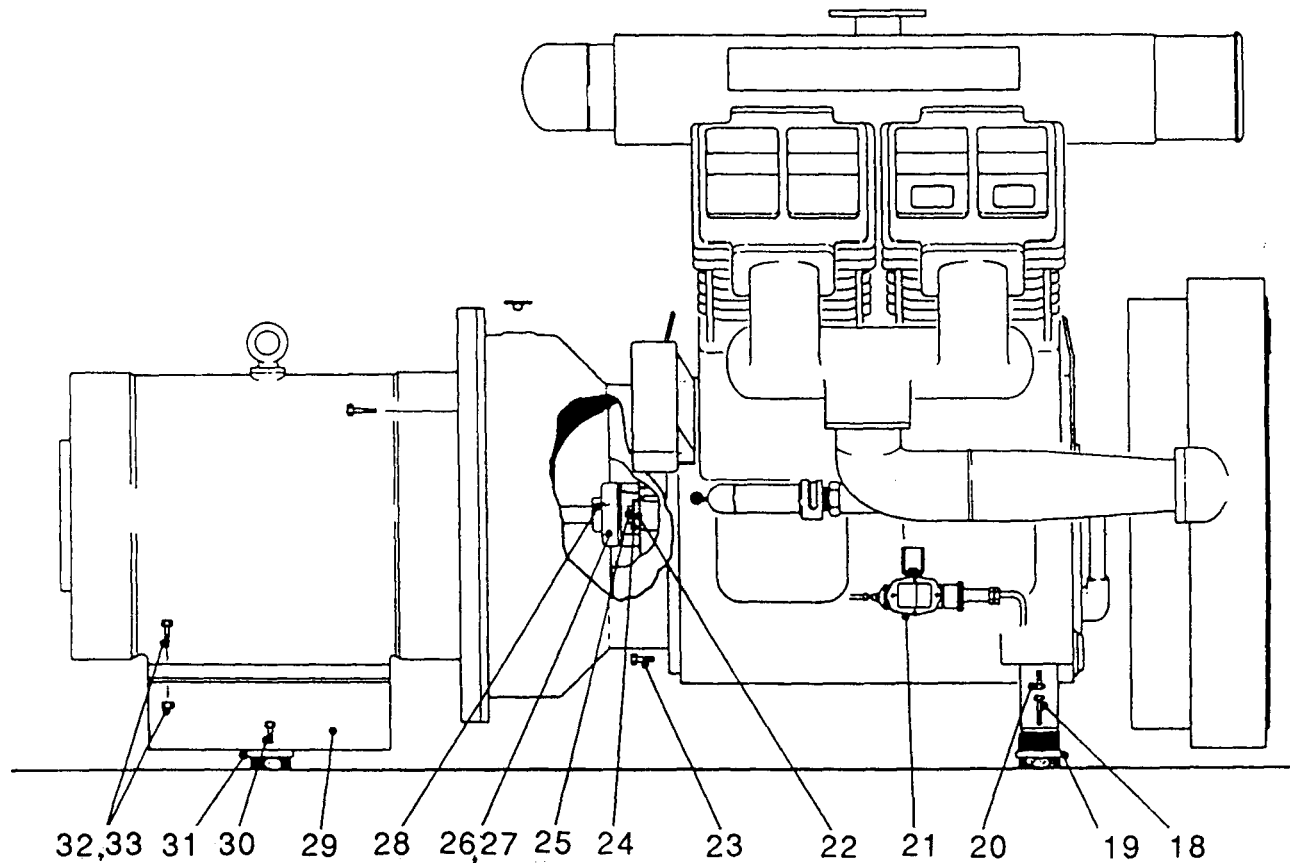
FLANGE MOUNTED UNIT 1

Ref.	Part No.	Qty.	Description
1	C20043-401	1	Motor & Key – 50 hp, 415V
1	C20043-421	1	Motor & Key – 60 hp, 415V
1	C20043-403	1	Motor & Key – 50 hp, 380V
1	C20043-423	1	Motor & Key – 60 hp, 380V
2	A4335-51	8	Screw, Hexagon Head
3	C11546-9	1	Bellhousing (Ref. Nos. 4, 9 & 29)
4	C11359-280	1	Bellhousing
5	C11359-91A	1	Plate, Cover
6	C11362-22	1	Ring, Coupling
7	C11362-20	1	Flywheel
8	A4388-1	7	Capscrew
9	C11359-279	1	Key
10	C11359-221	1	Plate, Lifting
11	C20089-448	1	Nameplate
12	A1401-16	1	Plate, Data
13	NP1	1	Plate, Serial Number
14	C11359-220	1	Plate, Lifting – Pump End
15	C11546-A	1	Compressor
16	C11359-173A	1	Mounting, Crankcase
17	A10300-13	2	Plug, End



PI-00-022

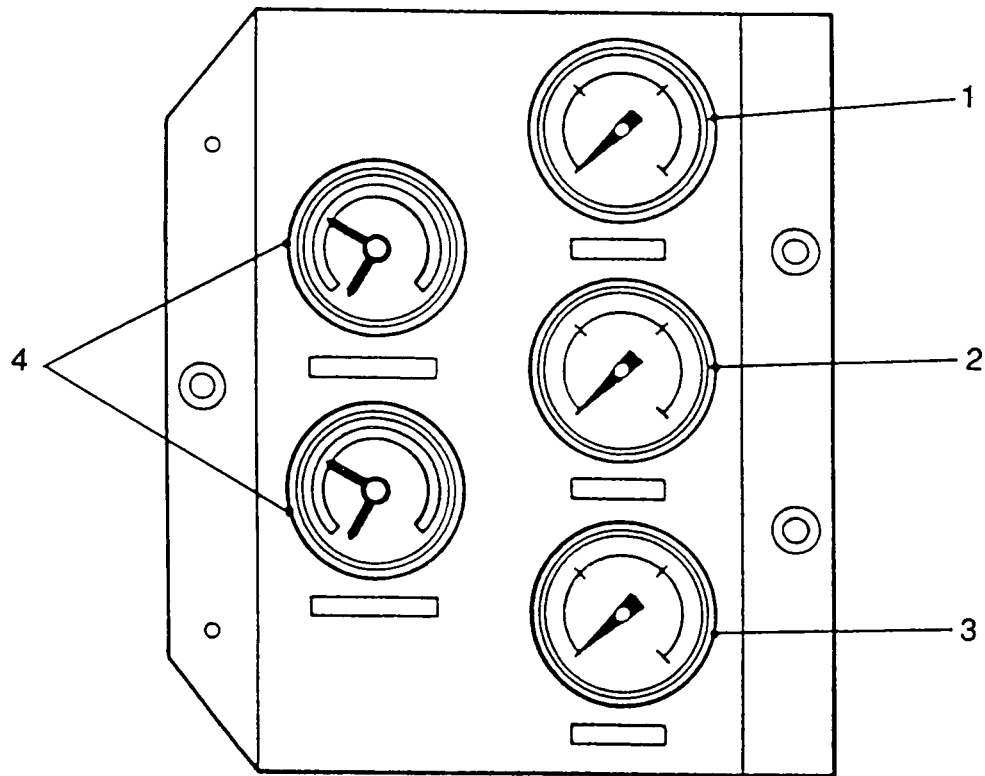
FLANGE MOUNTED UNIT 2



Ref.	Part No.	Qty	Description
18	95006-175	2	Bolt
19	98418-15	2	Mounting, Anti-vibration
20	A4335-47	2	Screw, Hexagon Head
21	98612-15	1	Switch, Minimum Oil Pressure
22	C11359-44	1	Plate, Retaining
23	A4334-95	10	Screw, Hexagon Head
24	C11359-45	1	Washer, Tab
25	A4335-95	1	Screw, Hexagon Head
26	C11362-42	1	Half-coupling, Motor – 50 hp
27	C11158-5343	1	Rubbers, Coupling – Set
28	—	1	Key (Quote Make & Serial No. of Motor)
29	C11359-167	1	Bracket – 50 hp Motor
29	C11362-13	1	Bracket – 60 hp Motor
30	95000-283	1	Screw, Hexagon Head
31	98418-15	1	Mounting, Anti-vibration (60 hp Motor)
32	A4322-8	4	Nut
33	A4338-11	4	Bolt
Non-illustrated Parts			
	C11359-346	1	Plate, Instruction
	NP10	1	Label, Warning – Dry Cylinder

PI-00-023

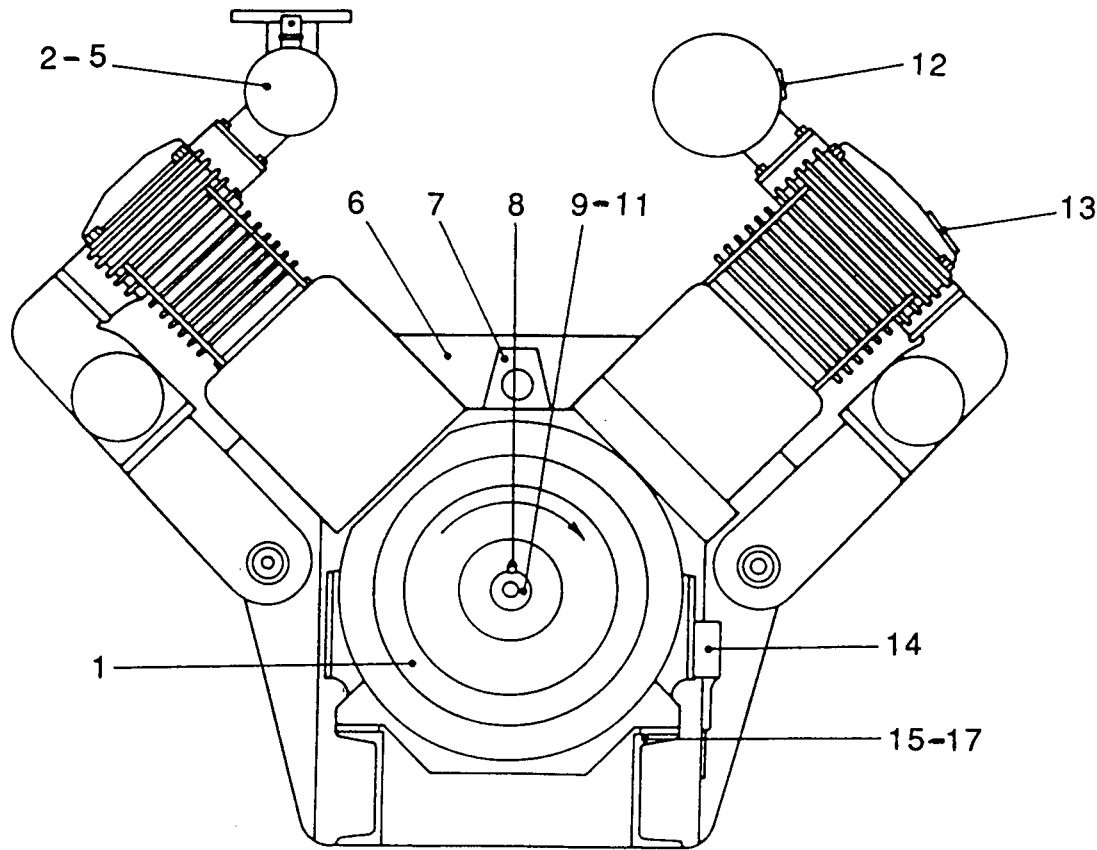
INSTRUMENT PANEL



PI00/014

Ref.	Part No.	Qty.	Description
1	98288-3	1	Gauge, Air Pressure
2	98288-4	1	Gauge, Oil Pressure
3	98288-101	1	Gauge, Air Pressure
4	98612-13	2	Thermometer, Switching
—	C11359-439	1	Panel, Instrument
—	C11359-438	1	Panel, Instrument
—	A10243-8	3	Grommet (Inst. Panel)
—	C11359-433	3	Coupling, Stud (Pressure Gauge)
—	A1433-2	3	Washer, Leather (Pressure Gauge)

VEE BELT DRIVE UNIT



PI-00-024

Ref.	Part No.	Qty	Description
1	C11359-451	1	Flywheel
2	C11546-21	1	Flange, Air Discharge
3	C3641-14	1	Joint
4	A4322-8	4	Nut
5	A4338-13	4	Bolt
6	C11546-A-SU8	1	Compressor
7	C11359-221	1	Plate, Lifting
8	C11359-279	1	Key
9	C11359-44	1	Plate, Retaining
10	C11359-45	1	Washer, Tab
11	A4335-95	1	Screw, Hexagon Head
12	C20089-44	1	Nameplate
13	C20089-271	1	Plate, Information
14	98612-15	1	Switch, Minimum Oil Pressure
15	C11546-26	1	Sub-frame
16	A4335-49	4	Screw, Hexagon Head
17	A3808-26	4	Washer, Taper
Non-Illustrated Parts			
	C11359-346	1	Plate, Instruction
	C11359-220	1	Plate, Lifting – Pump End
	C3978	1	Plate, Rotation Direction
	A1441-8	2	Screw, Drive
Parts Packs			
Non-Illustrated Parts			
	—		Parts Packs
	C11547-8		Joints – Set
	C11362-26		'O' Rings – Set

V300DA

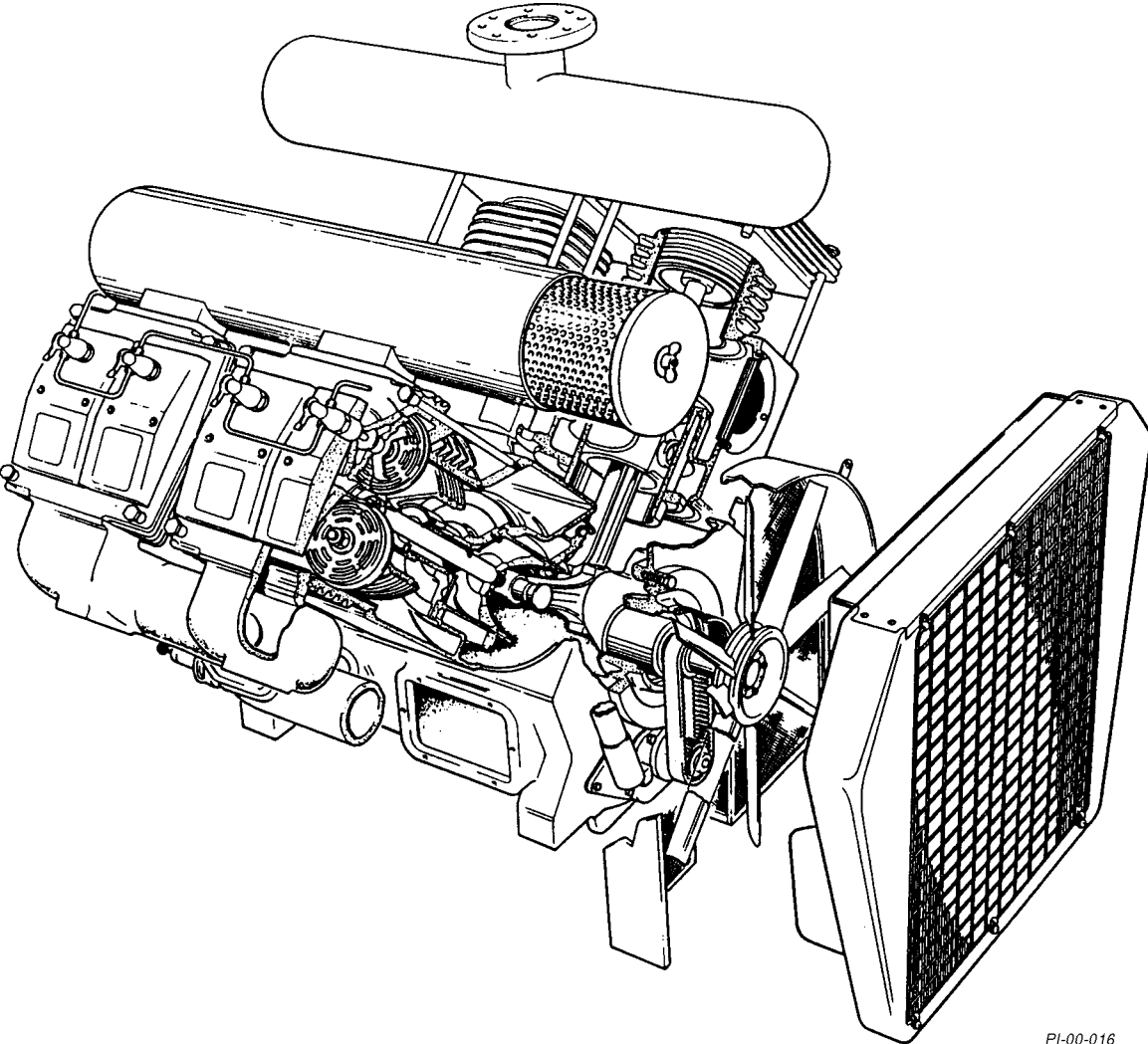
CONTENTS

Section	Page
General Arrangement	52
Crankcase & Cylinders	53
Lubrication System	55
Running Gear	57
Glands	58
Cylinder Heads	59
Valves	60
External Components	61
Flange Mounted Unit	63
Instrument Panel	65
Vee Belt Unit	66
Parts Packs	66



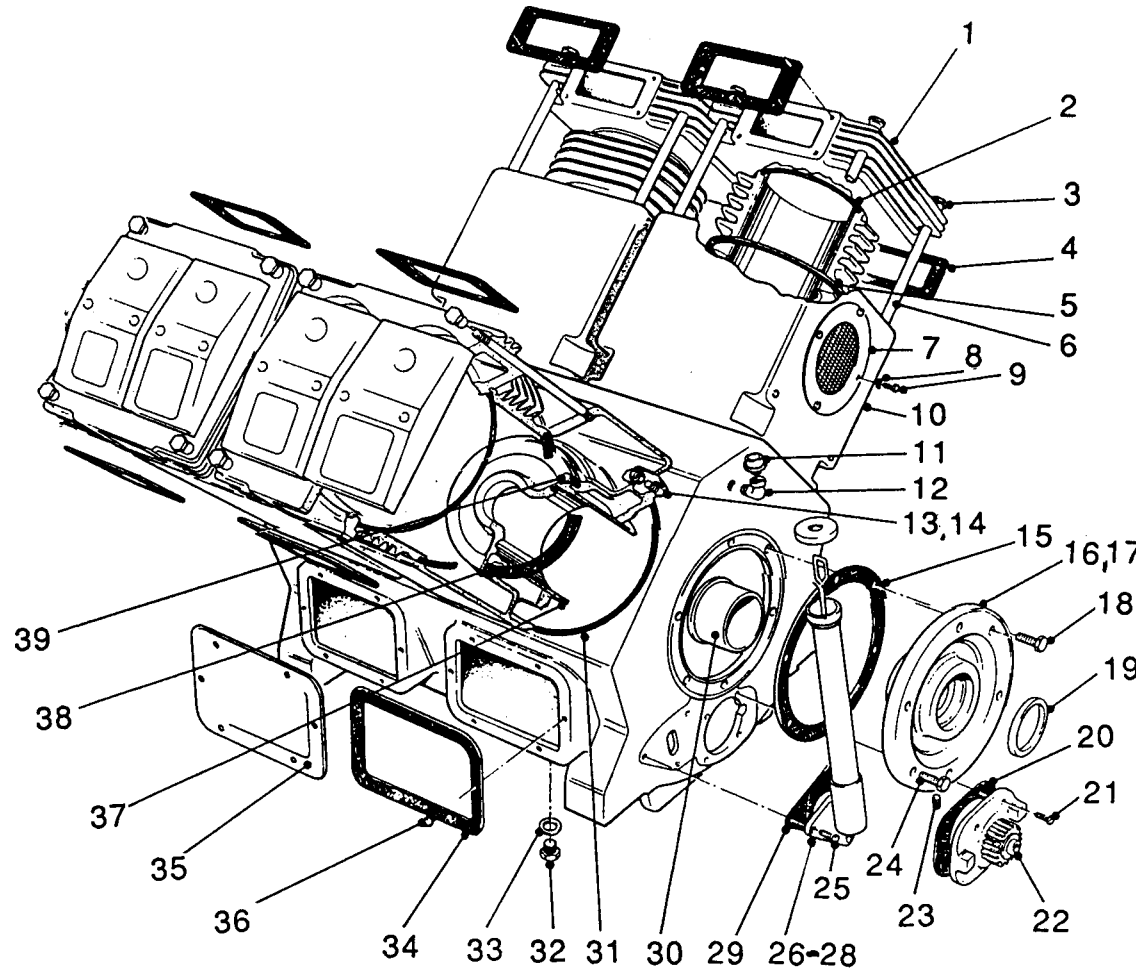
GENUINE PARTS

GENERAL ARRANGEMENT



PI-00-016

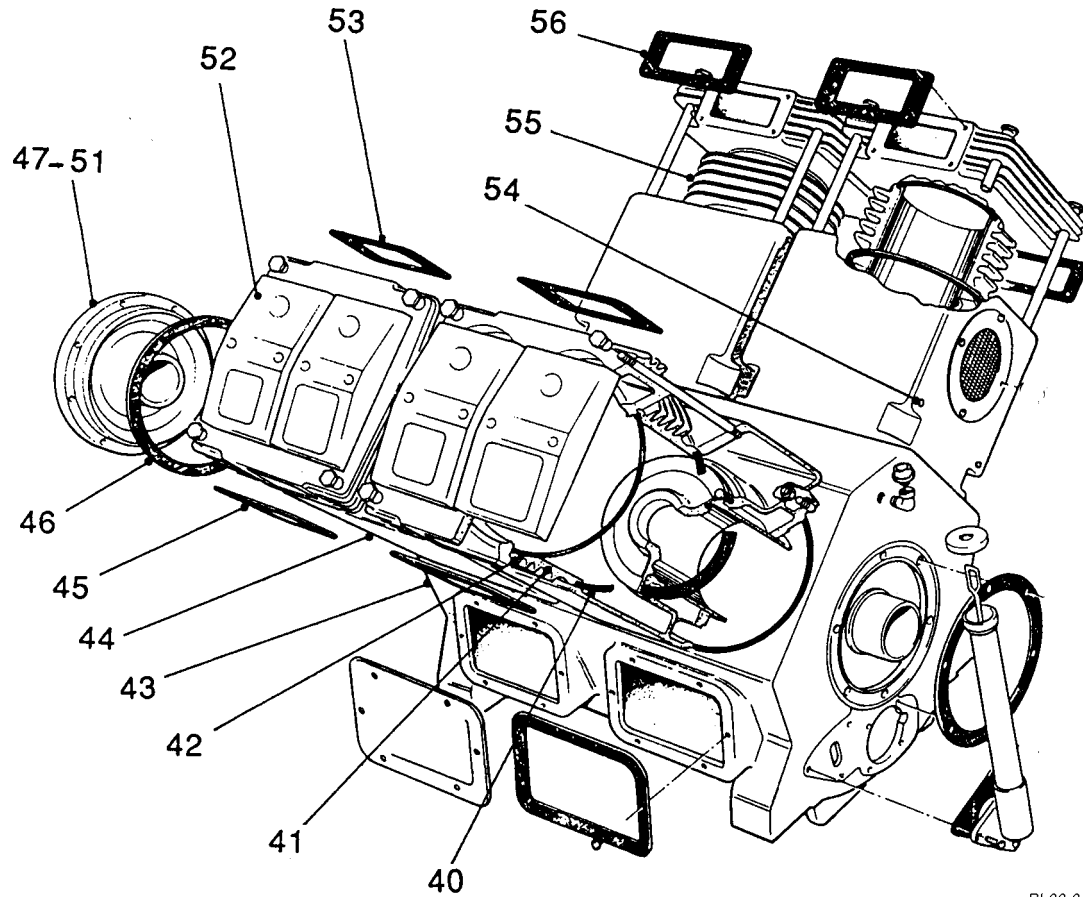
CRANKCASE & CYLINDERS 1



PI-00-017

Ref.	Part No.	Qty.	Description
1	—	2	Head, Cylinder – 2nd Stage
2	A10347-17	2	'O' Ring
3	C11359-145	16	Capnut
4	C11359-63	2	Joint
5	C11544-49	As Req'd	Joint
6	C11359-87	16	Stud
7	C11545-26	4	Separator
8	A4354-58	16	Screw, Pan Head
9	A6738-51	16	Washer, Shakeproof
10	C11544-21	2	Distance-piece
11	C4040	1	Breather
12	95405-55	1	Elbow
13	A4330-55	16	Stud
14	A4322-6	16	Nut
15	C11359-61	1	Joint
16	C11359-73	1	Housing, Bearing (Ref. No. 17, 19, 23 & 30)
17	C11359-27	1	Housing
18	A4334-97	2	Screw, Hexagon Head
19	A6450-93	1	Seal, Oil
20	C11359-53	1	Joint
21	A4334-5	4	Screw, Hexagon Head
22	C11359-74A	1	Pump, Oil
23	A6454-131	2	Plug, Hexagon Socket
24	A4334-95	12	Screw, Hexagon Head
25	A4334-5	3	Screw, Hexagon Head
26	C11359-306	1	Filler, Oil
27	C11359-305	1	Dipstick, Oil
28	C11359-308	1	Cap, Filler
29	C11359-159	1	Joint
30	C11359-10	2	Bush, Main Bearing
31	C11544-44	4	Joint
32	A10300-15	1	Plug, Drain – Magnetic
33	PT5056-27	1	Washer
34	C3839-83	4	Joint
35	C3839-101	2	Door, Crankcase
36	A4334-5	24	Screw, Hexagon Head
37	C11544-23	4	Sleeve, Guide
38	C11544-30	8	Joint
39	A4334-7	16	Screw, Hexagon Head

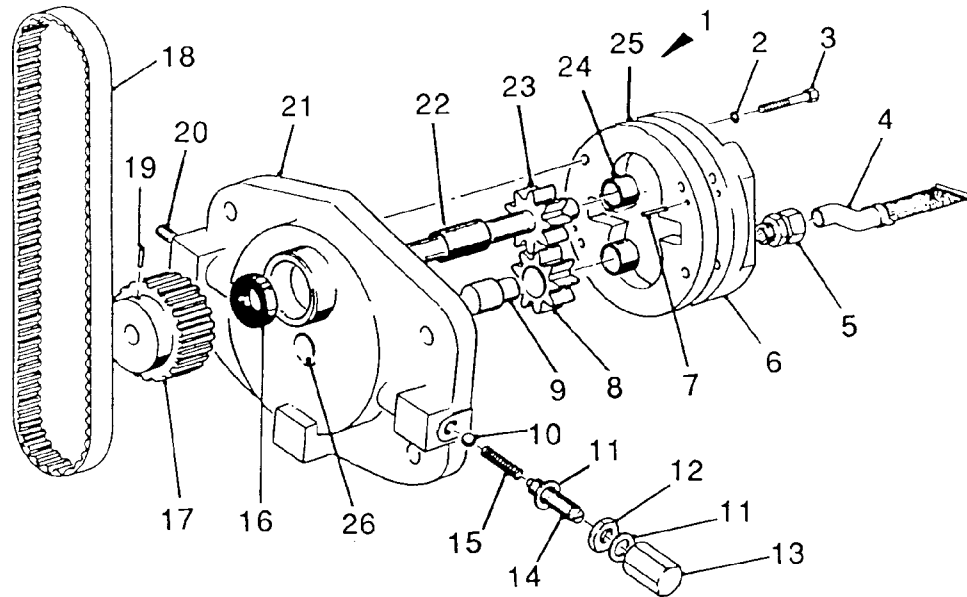
CRANKCASE & CYLINDERS 2



PI-00-018

Ref.	Part No.	Qty	Description
40	C11544-50	As Req'd	Joint
41	C11545-15	2	Cylinder – 1st Stage
42	A10347-19	2	'O' Ring
43	C11546-15	1	Crankcase
44	C11544-22	2	Distance-piece
45	C11359-62	2	Joint
46	C11359-60	1	Joint
47	C11359-72	1	Housing, Bearing (Ref. Nos. 48-51)
48	C11359-28	1	Housing
49	A6454-131	1	Plug, Hexagon Socket
50	A6450-93	1	Seal, Oil
51	C11359-10	1	Bush, Main Bearing
52	—	2	Head, Cylinder – 1st Stage
53	C11359-62	2	Joint
54	C10589-1	8	Plug, Hexagon
55	C11545-14	2	Cylinder – 2nd Stage
56	C11359-63	2	Joint
Non-illustrated Parts			
	C11359-437	As Req'd	Shim, Bearing Housing Drive End
	C11544-104	1	Door, Crankcase (Right)

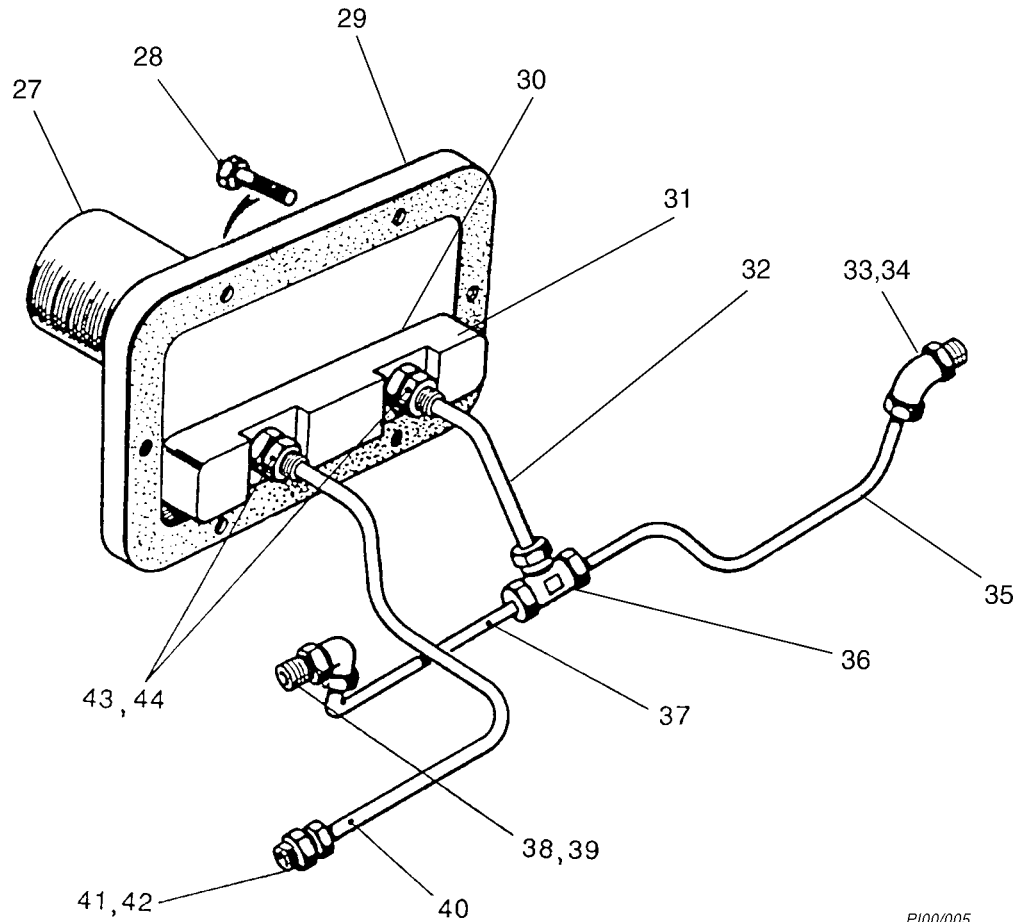
LUBRICATION SYSTEM 1



PI00/004

Ref.	Part No.	Qty.	Description
1	C11359-74A	1	Pump, Oil
2	A6738-52	4	Washer, Shakeproof
3	A4336-11	4	Bolt
4	C11359-68	1	Filter, Suction
5	A10356-51	1	Coupling, Stud
6	—	1	Cover (with Ref. No. 1)
7	C4241-9	2	Dowel
8	C11359-50	1	Gear, Idler
9	C11359-140	1	Spindle
10	98069-2	1	Ball
11	A10252-114	2	'O' Ring
12	C11359-356	1	Locknut
13	C11359-245	1	Capnut
14	C11359-442	1	Screw, Adjusting
15	C11359-443	1	Spring
16	A6450-9	1	Seal, Oil
17	C11359-431	1	Pulley
18	A10300-1	1	Belt, Toothed
19	A4391-1	1	Grubscrew, Hexagon Socket
20	A6454-132	1	Plug, Hexagon Socket
21	C11359-327	1	Housing, Bearing (with Ref. No. 1)
22	A1479-37	1	Bush
23	C11359-430	1	Gear, Driving
24	A1479-34	2	Bush
25	C11359-326	1	Body, Oil Pump (with Ref. No. 1)
26	A1458-3	1	Plug, Core

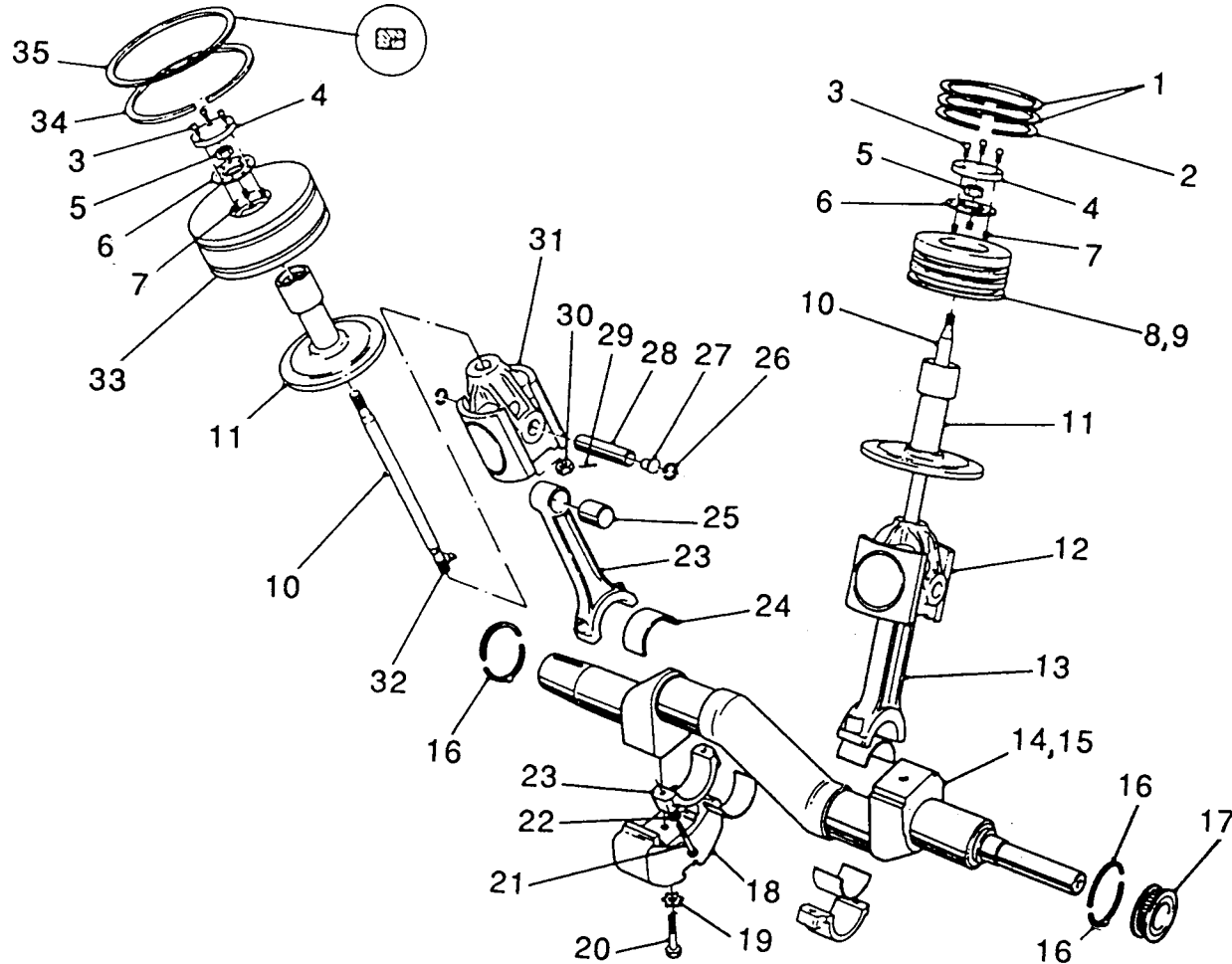
LUBRICATION SYSTEM 2



PI00/005

Ref.	Part No.	Qty	Description
27	98262-35	1	Filter, Oil
28	A4334-8	2	Screw, Hexagon Head
29	C11359-400	1	Plate, Mounting
30	C11359-402	1	Joint
31	C11359-401	1	Plate, Retaining
32	C11353-396	1	Pipe
33	A10356-338	1	Elbow
34	95636-3	1	Washer, Copper
35	C11353-399	1	Pipe
36	A10356-480	1	Tee
37	C11353-398	1	Pipe
38	95405-52	1	Elbow
39	A10356-40	1	Coupling, Stud
40	C11353-328	1	Pipe
41	A10356-41	1	Coupling, Stud
42	95636-3	1	Washer, Copper
43	A10356-41	2	Coupling, Stud
44	95636-3	2	Washer, Copper
Non-Illustrated Parts			
	A10356-28	1	Coupling, Stud (Mounting Plate)
	A10356-31	1	Coupling, Stud (Mounting Plate)
	A1442-1	2	Washer, Fibre (Mounting Plate)
	A3770-3	1	Key

RUNNING GEAR

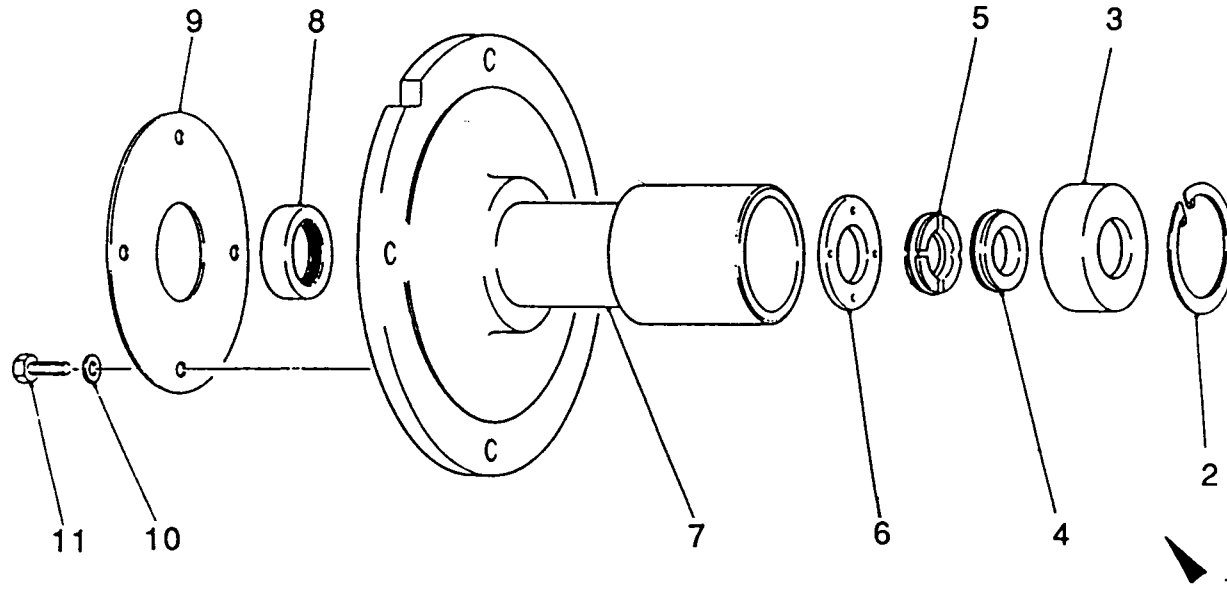


Ref.	Part No.	Qty.	Description
1	C11545-6	4	Ring, Pressure – 2nd Stage
2	C11545-7	2	Ring, Guide – 2nd Stage
3	A4342-9	12	Capscrew
4	C11544-113	4	Plate, Top
5	C11544-8	4	Nut, Piston
6	C11544-14	4	Plate, Locking
7	A4358-90	12	Insert, Thread
8	C11545-5	2	Piston – 2nd Stage
9	—	2	Piston
10	C11544-116	4	Rod, Piston
11	C11544-98	4	Gland
12	C11544-117	4	Rod, Piston/Crosshead
			(Ref. Nos. 10, 27-32)
13	C11359-139B	4	Rod, Connecting (Ref. Nos. 21-25)
14	C11547-3	1	Crankshaft (Ref. Nos. 15, 18-20)
15	C11361-30	1	Crankshaft – with Balance Weights
16	C11158-5843	2	Washer, Thrust
17	C11359-57	1	Pulley, Crankshaft
18	—	2	Weight, Balance
19	C11359-25	2	Washer, Tab
20	A4338-25	2	Bolt
21	A4316-59	8	Bolt
22	A6738-60	8	Washer, Shakeproof
23	—	4	Rod, Connecting and Cap
24	C11359-361	8	Bearing, Big End – Half
25	C11359-12	4	Bush, Small End
26	A3797-20	8	Circlip
27	C11544-6	8	Plug
28	C11544-31	4	Pin
29	A3762-11	4	Pin, Split
30	C11544-8	4	Nut, Piston
31	—	4	Crosshead
32	C10059-96	4	Pin, Locking
33	C11545-44	2	Piston – 1st Stage
			(Includes Ref. No. 7)
34	C11545-11	2	Ring, Guide – 1st Stage
35	C11545-10	2	Ring, Pressure – 1st Stage
			(Twin Rings)
	C11545-42	2	Spacer (Between Ref. Nos. 6 & 34)

PI-00-019

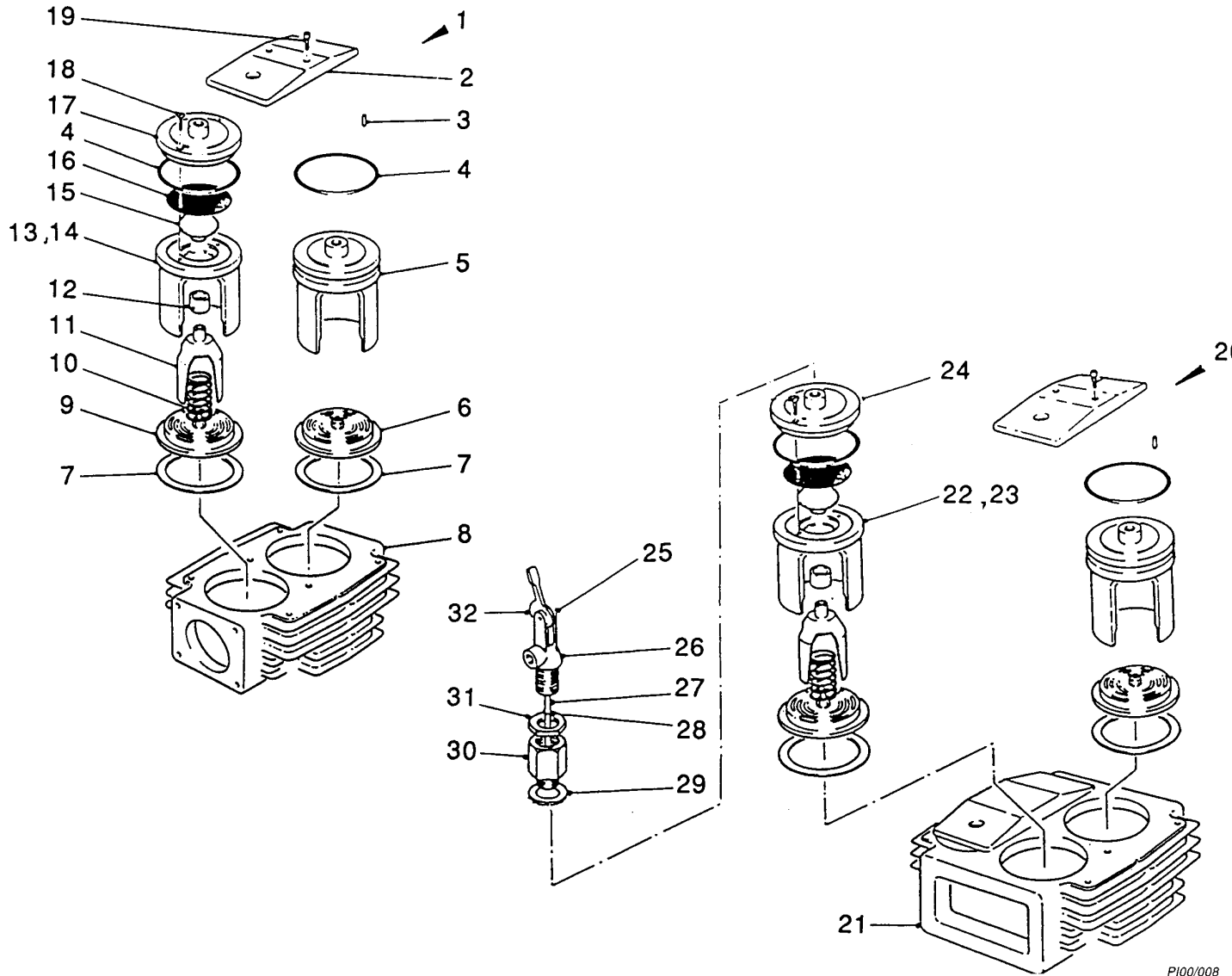
GLANDS

Ref.	Part No.	Qty	Description
1	C11544-98	4	Gland
2	A3800-179	1	Circlip
3	C11544-64	1	Cage
4	C11544-65	1	Ring, Oil Wiper
5	C11544-66	1	Ring, Oil Scraper
6	C11544-97	1	Plate, Gland
7	C11158-5405	1	Housing
8	A6450-100	1	Seal
9	C11544-62	1	Plate, Baffle
10	A6738-52	4	Washer, Shakeproof
11	A4333-46	4	Screw, Hexagon Head



PI00/007

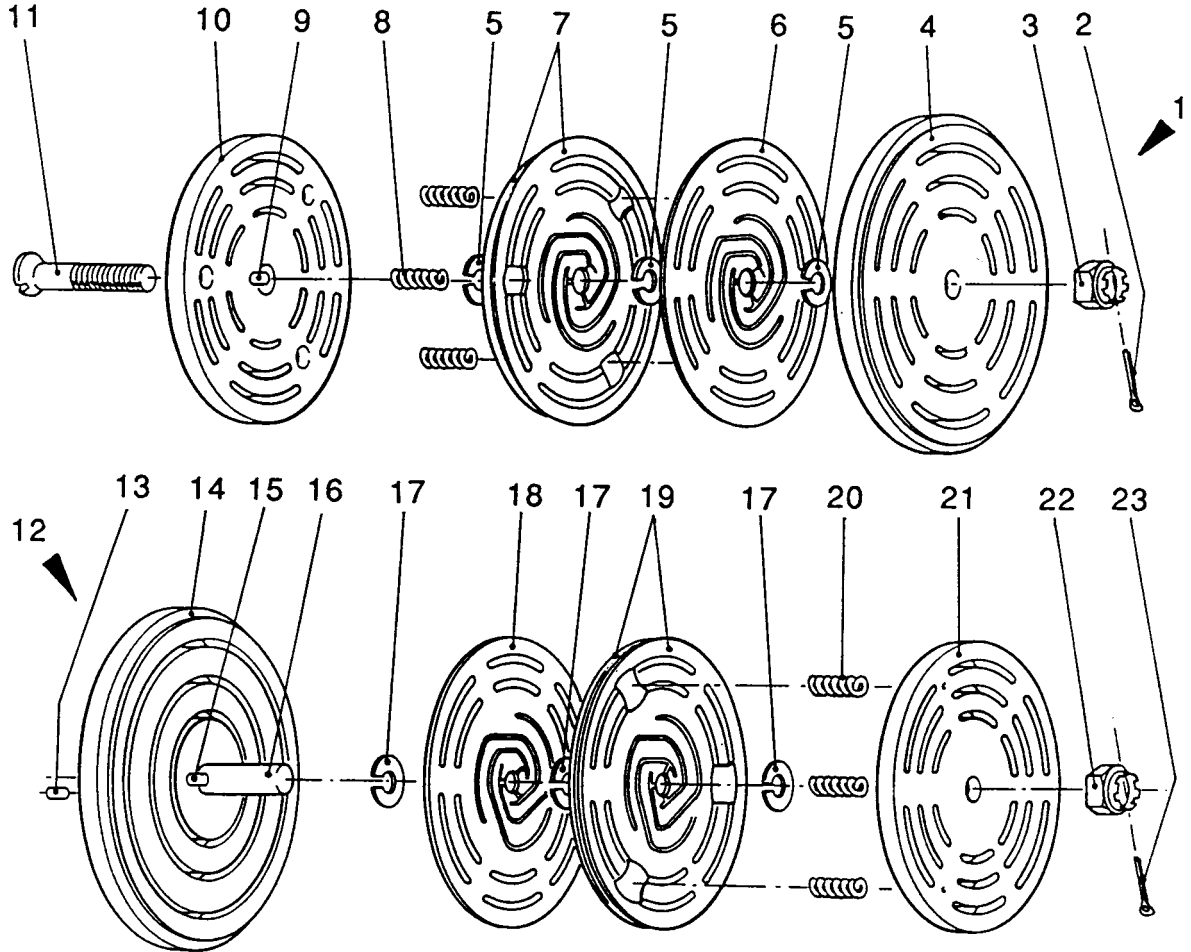
CYLINDER HEADS



Ref.	Part No.	Qty.	Description
1	—	2	Head, Cylinder – 2nd Stage
2	C11359-142	6	Plate, Retaining
3	A1475-100	12	Pin, Locating
4	A10347-2	12	'O' Ring
5	C11359-371	6	Retainer, Delivery Valve
6	C11389-33	6	Valve, Delivery
7	C11389-15	12	Ring, Joint
8	C11359-131	2	Head, Cylinder – 2nd Stage
9	C11389-34	6	Valve, Suction
10	C11545-22	6	Spring, Unloader
11	C11545-24	6	Fork, Unloader
12	A10218-1	6	Bush, Bearing
13	C11545-38	2	Retainer, Suction Valve – 2nd Stage
14	C11359-370	2	Retainer, Valve
15	C11544-76	6	Follower, Diaphragm
16	C11359-310	6	Diaphragm
17	C11545-39	2	Cover, Valve Retainer – 2nd Stage
18	A6780-14	12	Screw, Countersunk
19	A4341-178	12	Capscrew
20	—	2	Head, Cylinder – 1st Stage
21	C11359-130	2	Head, Cylinder – 1st Stage
22	C11545-35	4	Retainer, Suction Valve – 1st Stage
23	C11359-370	4	Retainer, Valve
24	C11545-37	4	Cover, Valve Retainer – 1st Stage
25	C10737-21	4	Pin, Spring Tension
26	C10728-29	4	Body (Includes Ref. Nos. 25 & 32)
27	C11359-341	4	Stem, Unloader
28	A10347-6	4	'O' Ring
29	A1442-3	4	Washer, Fibre
30	C11359-207	4	Adaptor, Unloader
31	A3768-3	4	Backnut, Brass
32	C3615-23	4	Cam

PI00/008

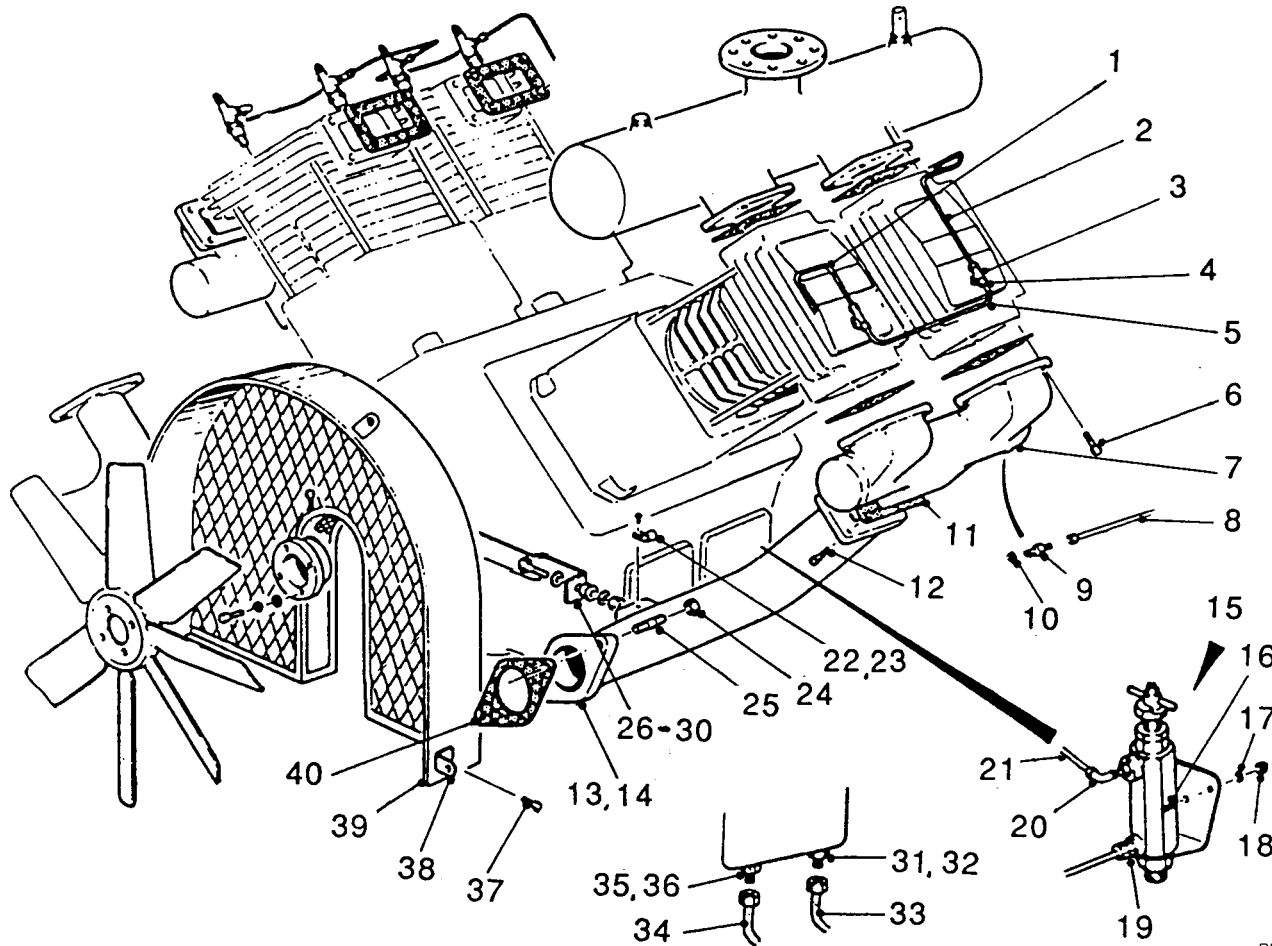
VALVES



PI00/009

Ref.	Part No.	Qty	Description
1	C11389-34	6	Valve, Suction
2	A3762-45	1	Pin, Split
3	C11304-210	1	Nut, Castle
4	C11389-172	1	Seat, Valve (Includes Ref. No. 9)
5	C11304-150	3	Washer, Lift
6	C11304-283	1	Plate, Valve
7	C11304-164	2	Plate, Cushion
8	C11304-262	3	Spring, Coil
9	95515-214	1	Pin, Locating
10	C11389-176	1	Guard, Valve
11	C11389-180	1	Bolt
12	C11389-33	6	Valve, Delivery
13	C11304-178	1	Pin, Locking
14	C11389-171	1	Seat, Valve (Includes Ref. No. 9)
15	95515-214	1	Pin, Locating
16	C11389-195	1	Stud
17	C11304-150	3	Washer, Lift
18	C11304-283	1	Plate, Valve
19	C11304-164	2	Plate, Cushion
20	C11304-271	3	Spring, Coil
21	C11389-175	1	Guard, Valve
22	C11304-210	1	Nut, Castle
23	A3762-45	1	Pin, Split

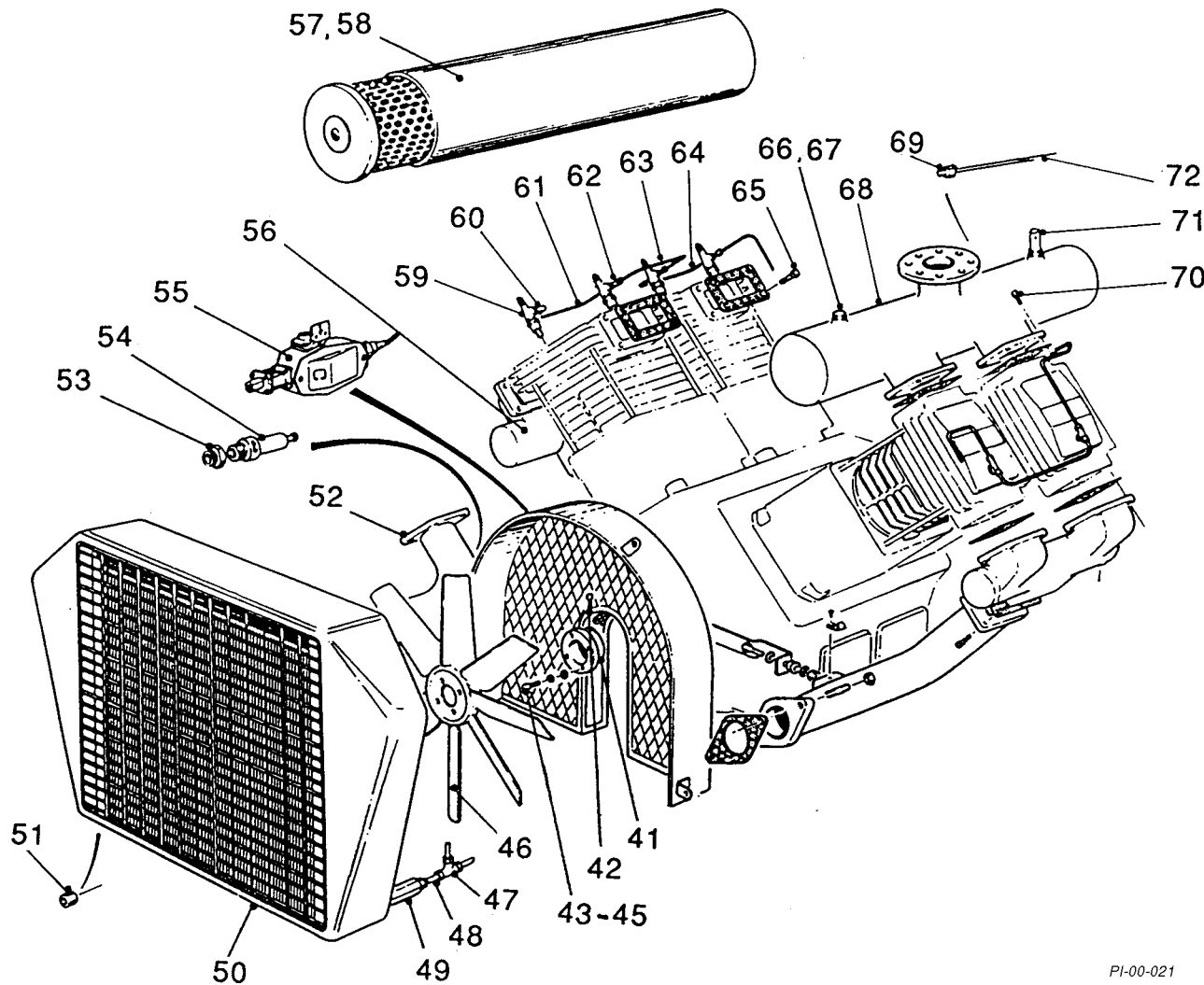
EXTERNAL COMPONENTS 1



Ref.	Part No.	Qty.	Description
1	C11353-309	1	Pipe
2	C11353-228	1	Pipe
3	A10356-578	2	Tee
4	A10356-714	2	Adaptor
5	C11353-211	1	Pipe
6	A4334-49	16	Screw, Hexagon Head
7	C11546-5	1	Manifold, Inlet - 2nd Stage
8	C24001-5	1	Pipe
9	C11400-200	1	Coupling, Stud
10	A1442-1	1	Washer, Fibre
11	C11544-43	2	Joint
12	A4334-48	8	Screw, Hexagon Head
13	C11546-14	1	Bend - 2nd Stage Suction
14	95405-982	1	Plug, Socket Head
15	C3938-B-SU4	1	Governor, Air
16	A4329-91	2	Stud
17	A3754-5	2	Washer, Spring
18	A4322-4	2	Nut
19	A10356-40	1	Coupling, Stud
20	A10356-330	1	Elbow
21	C11353-308	1	Pipe
22	A10214-1	2	Clip
23	A4354-55	2	Screw, Pan Head
24	A4322-6	4	Nut
25	A4330-55	4	Stud
26	C11544-57	1	Bar, Tie
27	A4334-97	2	Screw, Hexagon Head
28	A3753-7	4	Washer
29	C3323-14	4	Washer
30	A4344-5	2	Nut, Self-locking
31	A10356-32	1	Coupling, Stud
32	A1442-1	2	Washer, Fibre
33	C11353-362	1	Pipe
34	C24001-5	1	Pipe
35	A1442-1	1	Washer, Fibre
36	A10356-28	1	Coupling, Stud
37	A4333-45	6	Screw, Hexagon Head
38	C11361-45	2	Bracket
39	C11361-34	1	Guard, Fan
40	C11359-64	2	Joint, Intercooler

PI-00-020

EXTERNAL COMPONENTS 2

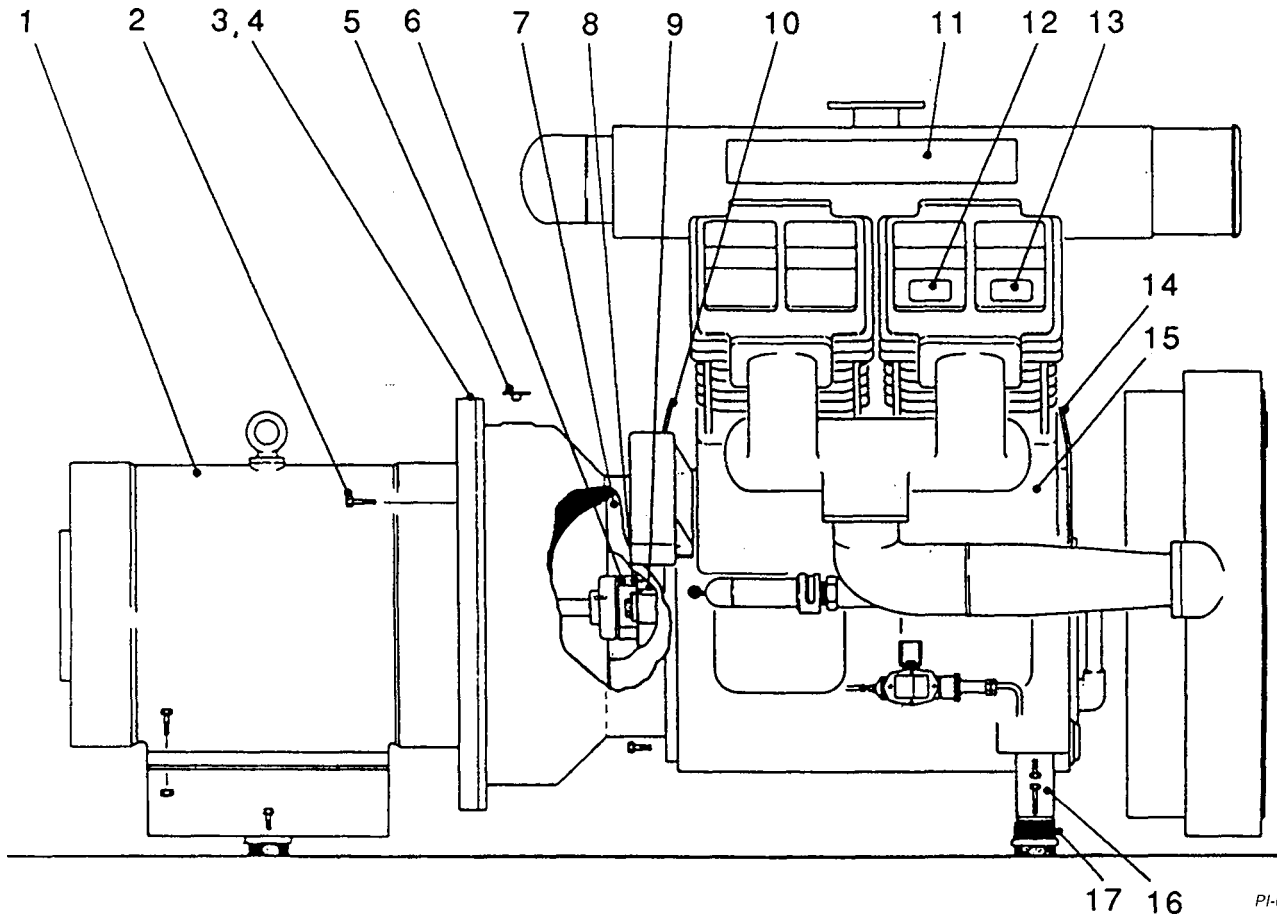


Ref.	Part No.	Qty	Description
41	C11361-24	1	Sleeve, Fan Mounting
42	A4391-2	1	Grubscrew, Hexagon Socket
43	A3754-2	4	Washer, Spring
44	A3753-34	4	Washer
45	A4333-5	4	Screw, Hexagon Head
46	98084-3	1	Fan, Intercooler
47	A10356-478	1	Tee
48	C11353-307	1	Pipe
48	C11353-312	1	Pipe
49	C11359-333	1	Valve, Auto Drain
50	C11159-51	1	Intercooler
51	A6454-132	1	Plug, Hexagon Socket
52	C11546-13	1	Bend - 1st Stage Delivery
53	95405-869	1	Bush, Hexagon
54	A1461-35	1	Valve, Pressure Relief
55	98612-15	1	Switch, Minimum Oil Pressure
56	C11546-18	1	Manifold, Delivery - 1st Stage
57	C11547-6	1	Filter/Silencer
58	A10300-36	1	Element, Filter
59	—	4	Unloader, Hand
60	A10356-329	1	Elbow
61	C11353-210	2	Pipe
62	A10329-279	3	Tee
63	C11353-205	1	Pipe
64	C11353-209	1	Pipe
65	A4334-46	8	Screw, Hexagon Head
66	A1442-5	1	Washer, Fibre
67	95405-978	1	Plug
68	C11362-45	1	Manifold, Delivery - 2nd Stage
69	C11359-375	1	Coupling
70	A4334-47	8	Screw, Hexagon Head
71	A1451-4	1	Plug, Fusible
72	C24001-1	1	Pipe
Non-Illustrated Parts			
	A3764-4	1	Plug, Brass Hexagon (Delivery Manifold)
	A10308-10	6	Washer, Conical (For Ref. No. 37)
	98150-1	10	Tie, Cable

PI-00-021

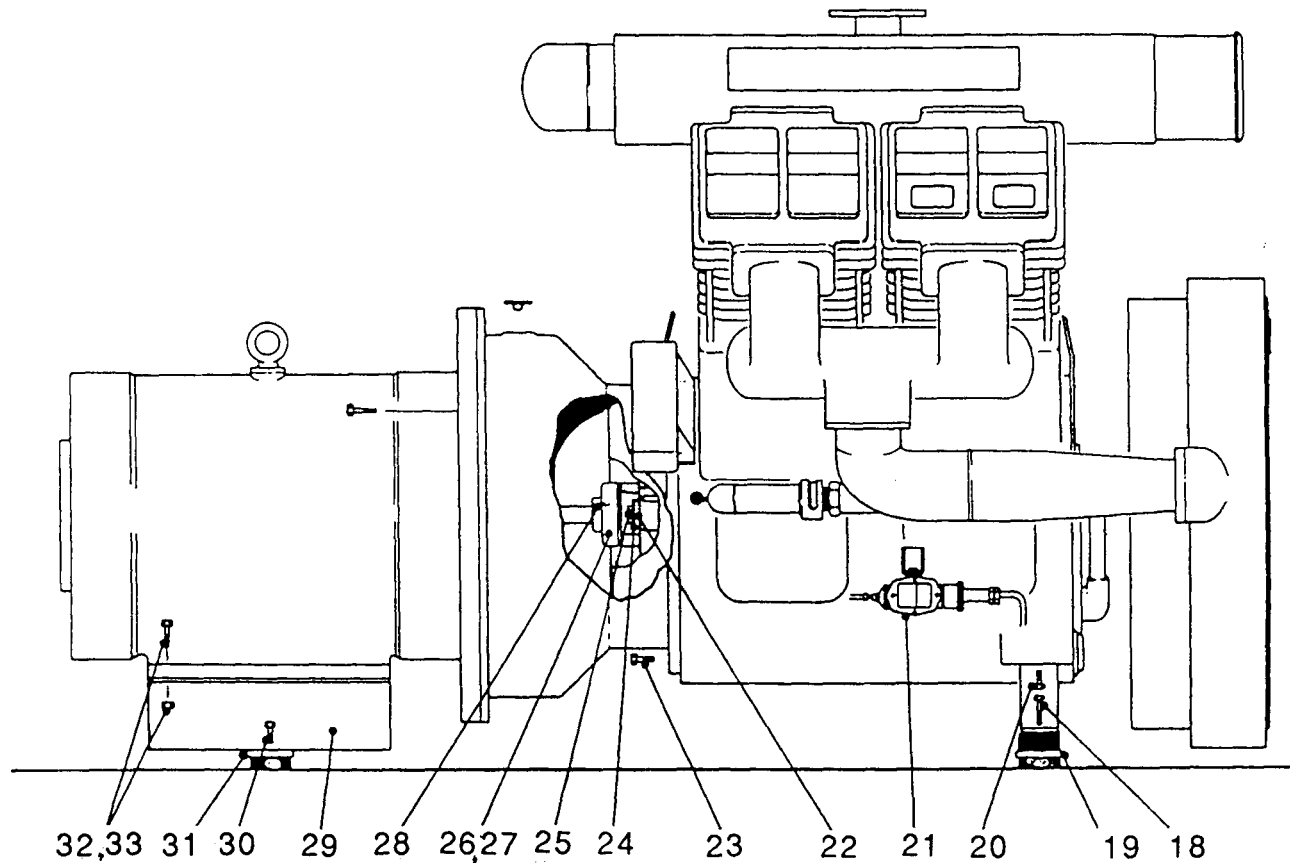
FLANGE MOUNTED UNIT 1

Ref.	Part No.	Qty.	Description
1	C20043-441	1	Motor & Key – 75 hp, 415V
1	C20043-461	1	Motor & Key – 85 hp, 415V
1	C20043-443	1	Motor & Key – 75 hp, 380V
1	C20043-463	1	Motor & Key – 85 hp, 380V
2	A4335-51	8	Screw, Hexagon Head – 75 hp Motor
2	A4335-151	8	Screw, Hexagon Head – 85 hp Motor
3	C11547-5	1	Bellhousing - 75 hp Motor (Ref. Nos. 4, 9 & 29)
3	C11547-4	1	Bellhousing - 85 hp Motor (Ref. Nos. 4, 9 & 29)
4	C11361-114	1	Bellhousing – 75 hp Motor
4	C11361-115	1	Bellhousing – 85 hp Motor
5	C11359-91A	1	Plate, Cover
6	C11361-29	1	Ring, Coupling
7	C11361-28	1	Flywheel
8	A4388-1	8	Capscrew
9	C11359-279	1	Key
10	C11359-221	1	Plate, Lifting
11	C20089-448	1	Nameplate
12	A1401-16	1	Plate, Data
13	NP1	1	Plate, Serial Number
14	C11359-220	1	Plate, Lifting – Pump End
15	C11547-A	1	Compressor
16	C11359-173A	1	Mounting, Crankcase
17	A10300-13	1	Plug, End



PI-00-022

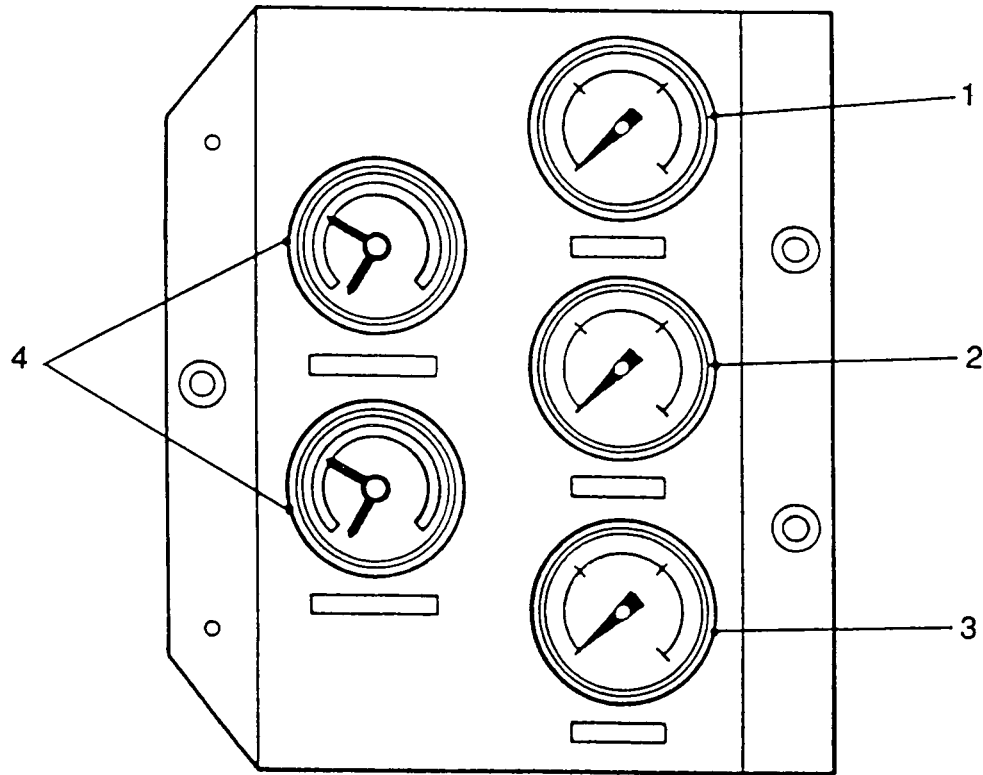
FLANGE MOUNTED UNIT 2



Ref.	Part No.	Qty	Description
18	95006-175	2	Bolt
19	98418-15	2	Mounting, Anti-vibration
20	A4335-47	2	Screw, Hexagon Head
21	98612-15	1	Switch, Minimum Oil Pressure
22	C11359-44	1	Plate, Retaining
23	A4334-95	10	Screw, Hexagon Head
24	C11359-45	1	Washer, Tab
25	A4335-95	1	Screw, Hexagon Head
26	C11361-143	1	Half-coupling, Motor – 75 hp
26	C11361-144	1	Half-coupling, Motor – 85 hp
27	C11158-5344	1	Rubbers, Coupling – Set
28	—	1	Key (Quote Make & Serial No. of Motor)
29	C11361-40	1	Bracket – 75 hp Motor
29	C11361-41	1	Bracket – 85 hp Motor
30	95000-283	1	Screw, Hexagon Head
31	98418-16	1	Mounting, Anti-vibration
32	A4322-8	4	Nut – 75 hp Motor
32	A4322-10	4	Nut – 85 hp Motor
33	A4338-11	4	Bolt – 75 hp Motor
33	A4341-400	4	Capscrew – 85 hp Motor
Non-illustrated Parts			
	C11359-346	1	Plate, Instruction
	NP10	1	Label, Warning – Dry Cylinder

PI-00-023

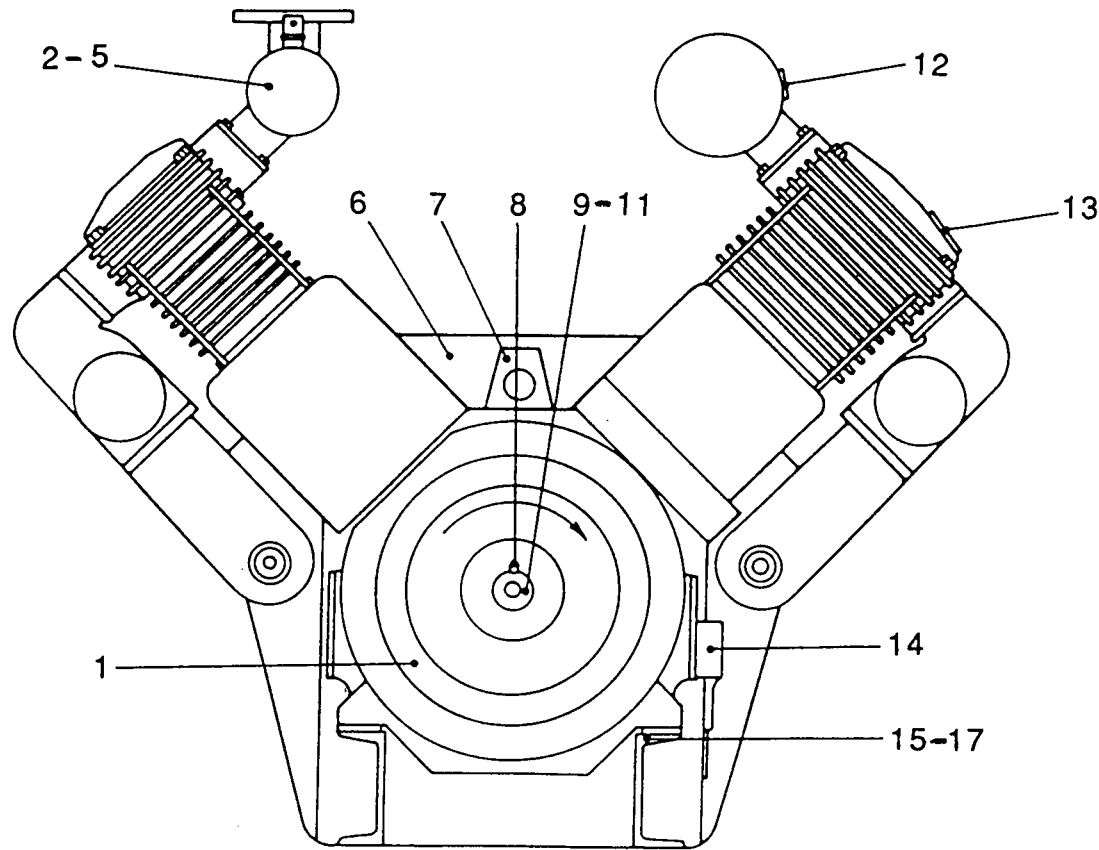
INSTRUMENT PANEL



PI00/014

Ref.	Part No.	Qty.	Description
1	98288-3	1	Gauge, Air Pressure
2	98288-4	1	Gauge, Oil Pressure
3	98288-101	1	Gauge, Air Pressure
4	98612-13	2	Thermometer, Switching
—	C11359-439	1	Panel, Instrument
—	C11359-438	1	Panel, Instrument
—	A10243-8	3	Grommet (Inst. Panel)
—	C11359-433	3	Coupling, Stud (Pressure Gauge)
—	A1433-2	3	Washer, Leather (Pressure Gauge)

VEE BELT UNIT



PI-00-024

Ref.	Part No.	Qty	Description
1	C11359-451	1	Flywheel
2	C11546-21	1	Flange, Air Discharge
3	C3641-14	1	Joint
4	A4322-8	4	Nut
5	A4338-13	4	Bolt
6	C11546-A-SU8	1	Compressor
7	C11359-221	1	Plate, Lifting
8	C11359-279	1	Key
9	C11359-44	1	Plate, Retaining
10	C11359-45	1	Washer, Tab
11	A4335-95	1	Screw, Hexagon Head
12	C20089-44	1	Nameplate
13	C20089-271	1	Plate, Information
14	98612-15	1	Switch, Minimum Oil Pressure
15	C11546-26	1	Sub-frame
16	A4335-49	4	Screw, Hexagon Head
17	A3808-26	4	Washer, Taper
Non-Illustrated Parts			
	C11359-346	1	Plate, Instruction
	C11359-220	1	Plate, Lifting – Pump End
	C3978	1	Plate, Rotation Direction
	A1441-8	2	Screw, Drive
Parts Packs			
Non-Illustrated Parts			
	—		Parts Packs
	C11547-8		Joints – Set
	C11361-59		'O' Rings – Set